






Choose
The Right
Word Processor
See Page 22

MICRO

Advancing Computer Knowledge

Word Processing

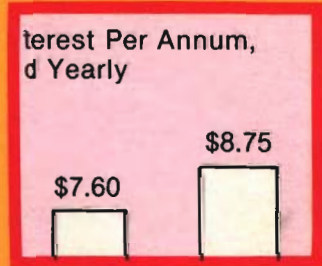
-  **A Word Processing Primer : What to Look for, What to Avoid**
-  **Fourteen Popular Apple Word Processors Reviewed**
-  **Word Processing in Pascal: Add Sophisticated Printout Controls**
-  **Use a Selectric Terminal as a Letter Quality Printer**




Compute the Net Present Value of Your Investment
Peripherals Catalog for Commodore, Color Computer, Texas Instruments



See page 72



See page 54




See page 45

In this month's Learning Center:

- Atari Nine-Color Painting Program, Part 2**
- Color Computer Text Editing Routines**
- Address Filer for the Apple**



THE PEACH WITHOUT FUZZ



EMI-RFI FILTERED AC SURGE PROTECTOR

In addition to a wide range of surge protectors. It filters out "spikes" or "transients" that can damage your equipment. The "LN" and "GR" indicators show when the protector is working. It also filters out "fuzz" or "noise" that can interfere with your equipment's performance. Magnetic interference (EMI) and radio frequency interference (RFI) can also cause problems. The increasing use of electronic equipment means that each time you process data, you are also performing a "hash" of signals. This can result in a "Hash" error, which is a common opening for a security breach.

Compare the price of our surge protector with the price of other surge protectors. Our surge protector is the most reliable and most effective. It is also the most affordable. Our surge protector is the only one that offers a 3-year warranty. Our surge protector is the only one that offers a 30-day money-back guarantee. Our surge protector is the only one that offers a 24-hour customer service line. Our surge protector is the only one that offers a 100% satisfaction guarantee. Our surge protector is the only one that offers a 100% satisfaction guarantee.

Compare the price of our surge protector with the price of other surge protectors. Our surge protector is the most reliable and most effective. It is also the most affordable. Our surge protector is the only one that offers a 3-year warranty. Our surge protector is the only one that offers a 30-day money-back guarantee. Our surge protector is the only one that offers a 24-hour customer service line. Our surge protector is the only one that offers a 100% satisfaction guarantee. Our surge protector is the only one that offers a 100% satisfaction guarantee.

the



**WORDPROCESSOR
FOR THE COMMODORE 64™
ALSO CHECKS YOUR SPELLING!**

SCRIPT 64

Suggested Retail: \$139.95

“REALLY FOXY IS BEING LETTER PERFECT”

**Contact Your Nearest Commodore Dealer Today . . .
You'll Be So Glad You Did!**

Distributed By:
**COMPUTER
MARKETING**




SERVICES INC.

300 W. Marlton Pike
Cherry Hill, New Jersey 08002
(609) 795-9480

Commodore 64 is a trademark of Commodore Electronics Limited
Script 64 is a trademark of Richvale Telecommunications

**Computer
Case
Company**



• AP103

Attache-style cases for carrying and protecting your complete computer set-up. Accommodates equipment in a fully operational configuration. Never a need to remove equipment from case. Simply remove lid, connect power, and operate.

| | | |
|-------|--|-------|
| AP101 | Apple II with Single Drive | \$109 |
| AP102 | Apple II with Two Disk Drives | 119 |
| AP103 | Apple II, 9 inch Monitor & Two Drives | 129 |
| AP104 | Apple III, Two Drives & Silentye Printer | 139 |
| AP105 | 13" Monitor with Accessories | 99 |
| AP106 | AMDEK Color Monitor | 119 |
| RS201 | TRS-80 Model I, Expansion Unit & Drives | 109 |
| RS204 | TRS-80 Model III | 129 |
| AT301 | ATARI Computers with Peripherals | 109 |
| P402 | Centronics 730/737 & Radio Shack Printer | 89 |
| P403 | Epson MX70/80 or Microline 82A | 89 |
| P404 | Epson MX100 Printer | 99 |
| P405 | IDS 560 or Prism 132 Printer | 109 |
| P406 | Starwriter/Printmaster F-10 Printer | 119 |
| P407 | Okidata Microline 83A or 84 Printer | 99 |
| P408 | Prowriter 2 Printer | 99 |
| P409 | Prowriter (Apple Dot Matrix) Printer | 89 |
| IB501 | IBM Personal Computer | 129 |
| IB502 | IBM Monitor | 99 |
| HP601 | HP41 with Accessories | 99 |
| CM703 | Commodore Model 64 with Drives | 119 |
| CM704 | Commodore Model 64 with Dataset | 109 |
| NS010 | North Star Advantage | 139 |
| CC80 | Matching Attache Case (5") | 85 |
| CC90 | Matching Attache Case (3") | 75 |
| CC91 | Matching Accessory Case | 95 |
| CC92 | 5.25" Diskette Case | 49 |

Computer Case Company

5650 Indian Mound Court
Columbus, Ohio 43213
(614) 868-9464

**CALL TOLL FREE
800-848-7548**




MICRO™

Highlights

The magic wand currently being brandished is the *word processor*, an automated unit that combines hardware and software to create, store, retrieve, and print out text. There are many factors to consider when buying a word processor, first and foremost being your needs. You will also have to make decisions regarding hardware (the computer, a mass storage device, and printer), word-processing software, documentation, equipment compatibility, and available additional features. Cost will be related to the power of your total system.

To help you put together your own magic wand, this month MICRO features word processing. In "A Word Processing Primer" (pg. 22) Phil Daley and Loren Wright provide some guide lines for buying a word-processing system. If you own an Apple, you will want to read "Apple Word Processors" (pg. 26) in which Phil Daley reviews word processors currently available for use with the Apple. Richard and Donna Marmon have written a program that adds the features missing in the Apple Pascal Language System Editor. "Word Processing with Apple Pascal" (pg. 30) shows you how to add full word-processing capabilities to your Pascal Editor. John R. Raines explains why the Dvorak Simplified Keyboard is faster and more efficient for touch typists than the "qwerty" keyboard. See "Dvorak Keyboard for Your Computer" (pg. 38). And finally, "The Selectric Word Processor" by Louis F. Sander (pg. 44) is a conversion program that uses an IBM Selectric terminal to provide low-cost letter-quality printing.

When you have finished with the feature section, turn to John Steiner's monthly "CoCo Bits" column (pg. 115) for information on the Color Computer as a word processor. Also this month, MICRO introduces a new "Apple Slices" (pg. 118) columnist. Jules Gilder is



ABOUT THE COVER

The colorful graphic on MICRO's cover is an interpretive representation of this month's feature — word processing — as conceived by artist Curt Witt.

editor of *Microcomputer Software Newsletter* and has been vice president in charge of computer software at Children's Television Workshop. You will find that the content of the column is now featuring news rather than programs and programming techniques, which are already covered in the magazine.

Loren Wright's "PET Vet" column (pg. 12) provides you with information about KMMM Pascal for the C64, Paul Swanson discusses new products for the Atari in "From Here to Atari" (pg. 16), and Ralph Tenny, in "Interface Clinic" (pg. 122), continues his discussion of BASIC programming.

Be sure to visit The Learning Center (pg. 65) where you can study graphics, text editing routines, and an address file manager. It may be summer, but that does not mean school is out at MICRO!

MICRO

HAVE YOU FLOWN YOUR ATARI TODAY?

FINAL FLIGHT!

Imagine yourself at the controls of a small, single-engine plane, 10,000 feet in the air, on your approach to the runway and safety. You're running low on fuel, but your instruments show that you're on the glide path, and lined up with the runway. It's a beautiful, sunny day, and you can see the airport in the distance, across the grassy fields. But the crosswind is tricky, and it will take all your skill to land safely. You're coming down now, and the runway is getting closer. A bit left, OK, now lower the power, fine, now put down the flaps. Pull the nose up a bit more, you're a little low. Watch the power! Don't stall. OK. Here comes the runway. You hear the squeal of tires on

pavement, your pulse quickens, you're down, but watch it, you're pulling right! Brakes, brakes! Left more! You've stopped safely! Good job. The first real-time flight simulator for ATARI is now available from MMG Micro Software. Written entirely in machine language, there are four levels of difficulty, landings in clear or foggy weather, landings with or without instruments, and with or without the real-time view from the cockpit. **Final Flight!** requires Atari 400/800, 24K, 1 joy stick, and is offered on tape or disk for the same suggested retail price of \$29.95.



6% sales tax.

Final Flight!

is available at your local dealer or direct from **MMG Micro Software**. Just send check or money order to P.O. Box 131, Marlboro, N.J. 07746 or for Mastercard, Visa, and C.O.D. deliveries call **(201)431-3472**. Please add \$3.00 for postage and handling. New Jersey residents add

Atari is a registered trademark of Atari, Inc.

MICRO™

Advancing Computer Knowledge

MICRO
P.O. Box 6502,
Amherst, NH 03031
(603) 889-4330

Managing Editor
Marjorie Morse

Technical Editors
Phil Daley
Loren Wright

Assistant Editor
Emmalyn H. Bentley

Office Mgr./Editorial Assistant
Maureen Dube

Programming
John Hedderman
Tom Marshall

Contributing Editors
Cornelis Bongers
Dave Malmberg
John Steiner
Jim Strasma
Paul Swanson
Richard Ville

Art Director/Production
Helen Bergeron

Typesetter
Lynda Fedas

Advertising
Sales Manager—Bob Mackintosh
Admin. Assist.—Dawn Blute

Dealer Sales
Sales Manager—Kathie Maloof
Linda Hensdill
Circulation
Cindy Schalk

Accounting
Donna M. Tripp

President/Editor-in-Chief
Robert M. Tripp

Publisher
John G. Grow

**Associate Publisher/
Circulation Manager**
Nancy Lapointe

MICRO is published monthly by: MICRO, Amherst, NH 03031. Second Class postage paid at: Amherst, NH 03031 and additional mailing offices. USPS Publication Number: 483470. ISSN: 0271-9002. Send subscriptions, change of address, USPS Form 3579, requests for back issues and all other fulfillment questions to MICRO, 10 Northern Blvd., P.O. Box 6502, Amherst, NH 03031, or call (603) 889-4330, Telex: 955329 TLX SRVC, 800-227-1617. *Subscription rates (per year):* U.S. \$24.00, \$42.00 / 2 yr. Foreign surface mail \$27.00. Air mail: Europe \$42.00; Mexico, Central America, Middle East, North Africa, Central Africa \$48.00; South America, South Africa, Far East, Australasia, New Zealand \$72.00. Copyright © 1983 by MICRO. All Rights Reserved.



Word Processing

22 A Word Processing Primer

Loren Wright and Phil Daley

Facts on word processing features

25 Word Processing on Your Apple

Phil Daley

A review of several popular Apple word processors

WordStar WordStar Wor
WordStar WordStar W
WordStar WordStar V
WordStar WordStar
WordStar WordSt
WordStar Word
WordStar Wor
WordSt



30 Word Processing with Apple Pascal

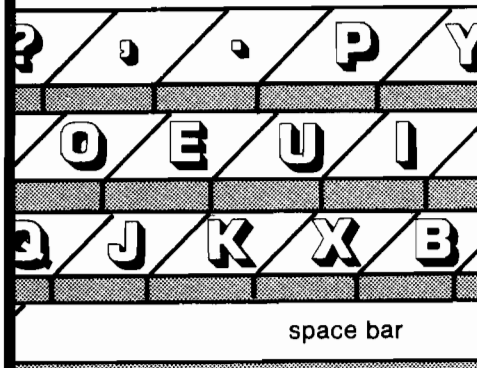
*Richard I. Marmon and
Donna M. Marmon*

Add sophisticated printout controls

38 Dvorak Keyboard for Your Computer

John R. Raines


A faster keyboard for touch typists




44 The Selectric Word Processor

Louis F. Sander

Use the I/O Selectric as a letter quality printer





The Learning Center

67 Text Editing Routines for the Color Computer

John Steiner

Routines for any program that manipulates text

72 Mode 10 Atari Painting Program, Part 2

Paul Swanson

Add cassette capability and vertical fill

Articles

54 How Much Is It Worth?

Brian J. Flynn

Computing the net present value of an investment

58 A Machine Code String Array Sort for OSI

John D. Rippon

Sort members of a string array into alphabetical order

84 Save the Networks

Robert F. Soloman

Capturing Network Communications on the OSI

96 A Product Catalog for Commodore, Color Computer, and TI

A resource list for hardware buyers

Columns

12 PET Vet

Loren Wright

Pascal for the Commodore 64

16 From Here to Atari

Paul Swanson

A glance at new computers from Atari

115 CoCo Bits

John Steiner

CoCo As a Word Processor

118 Apple Slices

Jules Gilder

Our new columnist looks at products for the Apple

122 Interface Clinic

Ralph Tenny

Create a circuit that will serialize eight bits of logic data

Departments

2 August Highlights

7 Editorial

8 Letters/Microbes/Letters

121 New Publications

126 Reviews in Brief

132 Hardware Catalog

134 Software Catalog

143 Next Month in MICRO

144 Advertiser's Index

81 Address Filer for the Apple

Phil Daley

A short file program that demonstrates random-access techniques

104 It's All Relative, Part 6

Jim Strasma

The final installment in our series on Commodore relative files



When it comes to superior performance, we study our lines very carefully.

Superior printer performance is not a fluke. It evolves from analyzing printed line after printed line. Taking the time to test and retest. After 30 years of manufacturing precision parts, we know that there are no shortcuts.

And so we took the Gemini-10X and methodically put it through its 120 cps pace. We achieved a print head life of over 100 million characters with an extremely precise dot alignment creating each crisp character.

So far so good.

Next, sophisticated performance demanded versatility. A wide choice of character sets, a buffer expandable to 8K, and the ability to interface with all popular personal computers. We added macro

instruction, giving Gemini-10X the capability to perform up to 16 operations with one command. We included as standard a paper feed system that has a friction and fully adjustable tractor feed. Then we even built in the dexterity to print graphics and text on the same line.

Done.


And, of course, staying the best means constant reviewing and fine-tuning. Keeping the Gemini easy to find, easy to afford and so reliable it can be warranted for up to twice as long as its major competitors.

Only the most careful engineering has built the new hard-working Gemini-10X. You'll applaud its performance.

starTM
MICRONICS·INC

THE POWER BEHIND THE PRINTED WORD.

Computer Peripherals Division
2803 N.W. 12th Street, Dallas/Ft. Worth Airport, TX 75261



OSI Update *R.I.P.*

In March 1982, we ran an editorial entitled "Hello, OSI?", which was intended to be a service to our readers. We tried to find out what OSI (M/A COM) had planned for its line of OSI microcomputers. Details were sketchy and complete explanations non-existent. Since then a lot has happened to the microcomputer market and to MICRO magazine. Now it is time for us to close our OSI chapter.

You've probably noticed that MICRO is changing; so is our audience. Our editorial space is limited and it is obvious to us that we must devote that space to users of Ataris, Commodores, Apples, Color Computers, and the machines of the future. These systems have lots of support and many owners. The low-cost OSI, as a strong contender in the home microcomputer market, has died.

We called Kendata, recent purchaser of OSI, to find out what they have planned for the microcomputer market. The staff in their Connecticut offices said that at present they are working on a portable, low-end workstation for the 300. But the 300 is aimed at the professional business market, not MICRO's "programmer" audience. According to the Kendata staff, the OSI market is being redefined as the professional business market and they do not intend to compete with Apple, IBM, or Commodore for the "personal" market.

Consequently, we've decided that, after this August issue, MICRO will no longer offer articles on OSI systems. We do realize that a certain percentage of our readers own OSIs, but we hope they will understand our position. MICRO has covered the OSI more thoroughly than any other magazine, for the last six years. But it is time for us to move on. There are still several newsletters covering OSI specifically. For instance, the OSIO

Newsletter out of Virginia offers news on OSI, articles, and a program exchange. You may contact William Callaghan at 6605 Fisher Ave., Fall Church, VA 22046 for more information. We suggest that OSI owners use OSIO and other newsletters as their resource.

AIM, SYM, KIM

We've also decided to discontinue coverage of the AIM, SYM, and KIM computers. Over the last several months the number of articles in each issue on these single boards has dwindled to almost nothing. As with OSI, the market for these systems is dying. Not only is our readership limited in this area, but we receive a negligible number of ASK-related articles. These computers essentially began the microcomputer industry and were important in their time; but their time has come and gone. Users of these systems will continue to write for MICRO, but the programs and ideas will be of general interest or converted to other machines.

MICRO on the OSI

Although we have decided to discontinue OSI coverage in MICRO, we have not completely discontinued support. MICRO recently published a volume specifically for OSI users. *MICRO on the OSI*, for \$19.95, offers 24 programs/articles to help you enhance your programming capabilities. This book is full of essential material (including an OSI memory map!) for OSI users.

Marjorie Morse

Marjorie Morse
Managing Editor

HOMEBASE™ THE COMPLETE TRS-80* COLOR COMPUTER DATABASE

IN ONE COMPLETE PACKAGE:
TEXT PROCESSING • DATA MANAGEMENT
SPREADSHEET CALCULATION •
TEXT & DATA UTILITIES

POWER & FLEXIBILITY:

- PAGE NUMBERING & HEADINGS
- RENAME files & PRINT DISK DIRECTORIES
- VARIABLE LENGTH alpha, text data fields
- DEFINE and TOTAL on fields within TEXT records
- Print FORM LETTERS & MULTIPLE COPIES
- FREE FORM REPORT WRITER for DATA files
- 50 DATA FIELDS per data record
- REORGANIZE data or text records
- SEARCH on record names or any data
- PRINT labels using text or data records
- ASSIGN your own record & data names
- FORMATTED printing for data records & fields
- MERGE, BACKUP (to cassette), or COPY any file
- 250 Screens of text with embedded printer controls
- ASCENDING & DESCENDING SORT using any data
- ADD, SUBTRACT, MULTIPLY or DIVIDE DATA FIELDS

EASY TO USE AND WELL SUPPORTED:

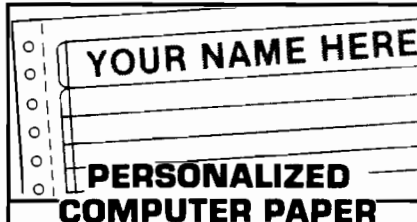
- NO programming or equipment modifications required
- MENU driven with single stroke commands
- COMPLETE cursor control for text & data entry
- 120 PAGE MANUAL WITH 2 MASTER DISKETTS
- REQUIRES 32K Color Computer with 1 disk drive

FOR VISA/MASTER CARD ORDERS CALL:
800-334-0854 ext. 887
in N.C. 919-544-5408 OR SEND \$75.00
check/money order



HOMEBASE™ COMPUTER SYSTEMS
P.O. BOX 3448, DURHAM, N.C. 27702

N.C. residents add 4% sales tax
HOMEBASE™ is a trademark of HOMEBASE™
COMPUTER SYSTEMS, a subsidiary of Small Business
Systems, Durham, N.C. (919) 544-5408
*TRS-80 is a trademark of Tandy Corp



Printed with your name, club, anything. Paper is white 20# stock and fits all printers using 9½x11 continuous paper [8½x11 when detached].

**500 sheets \$14.95,
1000 sheets \$24.95.**

We pay shipping. Texas orders add 5½% tax. Select ink color: red, blue, brown, gray, or canary. Specify name[s] up to 30 letters & spaces. Enclose check or money order. No COD's. Allow 3 weeks. Faster delivery with M/C, Visa phone orders. Write or phone **Personalized Computer Paper D**, Box 20539/San Antonio, Tx. 78220/ [512] 227-0585.

Updates and Microbes

Many Missing Lines

Our June issue carried an article by Bob Sullivan entitled "HEXPAD: Utility for Machine Language Key-Ins." Unfortunately, the listing shown here, was not included.

```

0110 ; PET HEXPAD
0120 ;
0130 ;CREATE A HEX-PAD FOR MACHINE LANGUAGE KEY-INS
0140 ;
0150 ; BY BOB SULLIVAN
0160 ; BOX 2247
0170 ; OAK PARK, ILL. 60301
0180 ;
0190 ; AS OF AUGUST 1982
0200 ;
0210 ;.BA $1000
0220 ;.OS
0230 ;
0240 ;DEFINITIONS
0250 ;
0260 IRQ ;.DE $E455 ;4032 INTERRUPT ADDRESS
0265 ; ;** CAUTION: CHECK IRQ
0267 ; ; ON YOUR MACHINE
0268 ;
0270 @WRT ;.DE $FFD2 ;WRITE ASCII CHAR.
0275 ; ;IN ACCUMULATOR
0280 ;
0290 ;
0300 ;
0310 START ;
0320 ;
0330 ;
1000- AD C6 00 0340 CONDITIONS LDA $C6 ;GET CURSOR COLUMN POSIT.
1003- C9 0A 0350 CMP #$0A ;CURSOR COLUMN = 10 YET?
1005- 90 0E 0360 BCC IRQ.JMP ;IF NOT THEN GOTO IRQ
0370 ;
1007- AD D9 00 0380 LDA $D9 ;GET LAST KEY ENTERED
100A- C9 30 0390 CMP #$30 ;LAST KEY < ASCII FOR 0?
100C- 90 07 0400 BCC KEYCHK ;IF TRUE THEN GOTO KEYCHK
0410 ;
100E- C9 39 0420 CMP #$39 ;LAST KEY > ASCII FOR 9?
1010- B0 03 0430 BCS KEYCHK ;IF TRUE THEN GOTO KEYCHK
0440 ;
1012- 4C 55 E4 0450 IRQ.JMP JMP IRQ ;ELSE GOTO NORMAL IRQ
0460 ;
1015- 20 1B 10 0470 KEYCHK JSR KEYCHK2
1018- 4C 12 10 0480 JMP IRQ.JMP
0490 ;
0500 ;
0510 ;
101B- A0 07 0530 KEYCHK2 LDY #$07
0535 ;
101D- D9 31 10 0540 LOOP.KC CMP TABLE-1,Y ;LAST KEY = TARGET?
1020- F0 04 0550 BEQ NEWKEY ;IF TRUE THEN SWITCH KEYS
1022- 88 0560 DEY
1023- D0 F8 0570 BNE LOOP.KC
1025- 60 0580 RTS ;ELSE GOTO NORMAL IRQ
0590 ;
0600 ;
1026- A9 9D 0620 NEWKEY LDA #$9D
0625 ;
1028- 20 D2 FF 0630 JSR @WRT ;PRINT CURSOR LEFT
0640 ;
102B- 98 0650 TYA ;Y-INCREMENT INTO ACCUM
102C- 69 3F 0660 ADC #$3F ;Y+$3F=NEW ASCII KEY VALUE
102E- 20 D2 FF 0670 JSR @WRT ;PRINT DESIRED REPLACEMENT
0680 ;
0690 ;
1031- 60 0700 RTS ;RETURN AND GOTO IRQ
0710 ;
0720 ;
0730 ;
1032- 2E 0740 TABLE ;.BY $2E ; TARGET KEY REPLACEMENT
1033- 2D 0750 ;.BY $2D ; ***** *****
1034- 3D 0760 ;.BY $3D ; - A
1035- 2B 0770 ;.BY $2B ; = B
1036- 2A 0780 ;.BY $2A ; + C
1037- 2F 0790 ;.BY $2F ; * D
0800 ;.EN ; / E

```

Conservation of Momentum Correction

The Commodore 64 version of "Conversion of Momentum" (59:85) contained errors in two lines of the listing. The lines should read:

```

1370 IF(PA < 24) or (PA > 323) THEN
1500
1380IF(PA < 24) or (PB > 323) THEN
1500

```

Mutual Fund Change

Roger Green sent in this change to his program, "Mutual Fund Charting" (59:100): Line 1430 should read "...:GOTO 1450" instead of GOTO 450.

(Continued on next page)

Letterbox



OSI Memory Test

Dear Editor:

This letter is in answer to Jeff Guernsey's letter in the April issue (#59). (Editor's note: Mr. Guernsey owns an OSI C4P and was looking for a memory program to check his computer's memory.)

Here is a memory test I've found useful:

```

10 INPUT "FROM";T:U=T+1024
20 PRINT "TO";U:PRINT:FORW=1 TO 500:NEXT
30 IF T U THEN END
40 POKE T,66:R=PEEK(T):PRINT CHR$(R);T
50 IF CHR$(R)="B" THEN 70
60 INPUT "ENTER SPACE TO CONTINUE";Q$
70 T=T+1:GOTO 30

```

Above, T is the starting RAM address in decimal. You will have to know the first vacant address above the program. On my C1, the program occupies 768 to 957. Locations 0-767 are used by the system overhead. So, in line 10, I enter 958.

The program tests 1K of memory at a time. Line 20 has a pause loop to allow you to note the end of the test range. Line 30 checks to see if the end has been reached. In line 40, the memory location is POKEd with ASCII '66, which is the letter B. The location

(continued on page 11)

FOR COMPLETE GRAPHICS: VersaWriter


EDUCATION



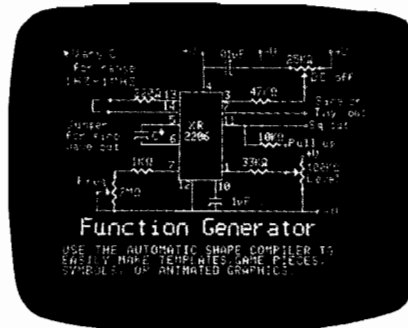
ARTIST



GAME PROGRAMMER



HOBBIST

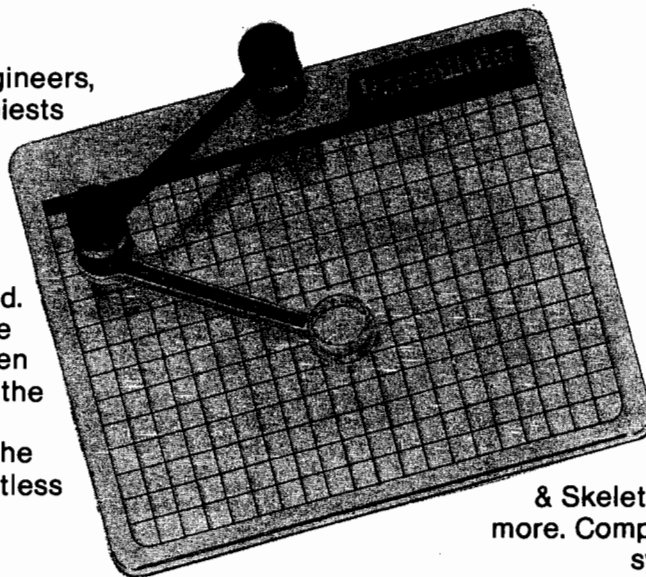


ENGINEERING



CHILDREN

Teachers, artists, engineers, programmers & hobbyists find VersaWriter an easy to use tool for creating micro computer graphics. No programming experience is required. Pictures can be made by simply tracing. Even children can explore the exciting world of computer graphics. The VersaWriter is as limitless as your imagination.



VersaWriter contains complete software for drawing with color, brushes & fills. Add text or fill in over 100 colors. Create your own shapes and place anywhere on the screen. Use Area/Distance, Move Picture, Electronic Drawing & Skeleton programs plus much more. Complete hardware/software system for Apple II/II+/IIfx - \$299.00



Versa Computing Products are available at your local computer products store.

Distributed by:

Computerland Corp.
Hayward, Calif.

Softel Computer Products
Inglewood, Calif.

Pete & Pam Computers
Lancashire, England

Micron Distributing
Toronto, Canada

Program Spektrum
Bromma, Sweden

Micro Products Sales Group
Lynn, Mass.

VersaWriter is also available with software designed for Atari & IBM PC.

Educational Media
Washington, Penn.

ESD Laboratories
Tokyo, Japan

Blue Ridge Computers
Capetown, South Africa

3541 Old Conejo Road, Suite 104 • Newbury Park, CA 91320 • (805) 498-1956

CARD "?" CARD/PRINT \$76.00

Universal Centronics Parallel Printer Interface for the VIC-20® or CBM-64. Use any parallel printer with your VIC-20® or CBM-64.

CARDBOARD 3 \$35.95

Economy expansion interface for the VIC-20®

CARDBOARD 6 \$87.50

An expansion interface for the VIC-20®. Allows expansion to 40 K or accepts up to six games. May be daisy chained for more versatility.

CARDETTE \$30.95

Use any standard cassette player/recorder with your VIC-20® or CBM-64

LIGHT PEN \$29.95

A light pen with programs to use with your VIC-20® or CBM-64

COMPU SENSE

TO ORDER:
P.O. BOX 768
WICHITA, KS 67201
(316) 263-1095



Handling charges \$3.00
C.O.D. (Add \$2.00)
Personal checks allow 3 week delivery
VIC-20® is a registered trademark of Commodore
Prices subject to change

SYSTEMS INTEGRATOR

INTRODUCING:

ZYTREX ZT14411 CMOS BAUD RATE GENERATOR

REPLACES MOTOROLA MC14411

- PIN/FUNCTION COMPATIBLE
- IMPROVED FREQ OUTPUT DRIVE (4 LSTTL LOADS)
- FULLY STATIC OPERATION
- TTL-COMPATIBLE INPUTS
- WIDE OPERATING VOLTAGE

FREE EVALUATION SAMPLES
FOR VOLUME USERS

\$6.20 EACH AT 1000 PCS.

ZYTREX CORPORATION
224 NORTH WOLFE ROAD
SUNNYVALE, CA 94086
(408) 733-3973

Updates and Microbes (continued)

U.C.S.D. Update The following listing was omitted from Steven Lesh's article "U.C.S.D. Pascal Directory" in MICRO (61:26).

```
{ WRITESYSDATE SHOULD BE CALLED PRIOR TO CREATING OR UPDATING A DISK FILE }
PROCEDURE WRITESYSDATE;
CONST
  BLOCKSIZE=512;
TYPE
  { THESE SUBRANGES MUST BE ALLOWED TO ACCEPT 'Ø' FOR }
  { INTERMEDIATE AND EXCEPTION PROCESSING }
  DAYS=Ø..31;
  MONTHMRS=Ø..12;
  YEARS=Ø..99;
VAR
  DAYNUM: DAYS;
  MONTHNUM: MONTHMRS;
  YEARNUM: YEARS;
  MOREDATE: BOOLEAN;
  INDEX, DAYMONMR, YEARMR, WORKAREA: INTEGER;
  OLDDAY, WORKDAY, OLDMONTH, WORKMONTH, OLDYEAR, WORKYEAR: STRING[3];
  MONTHSTR: STRING[36];
  BLOCKTEXT: PACKED ARRAY[Ø..BLOCKSIZE] OF CHAR;
BEGIN
  UNITREAD(4, BLOCKTEXT, BLOCKSIZE, 2);
  READDATE(BLOCKTEXT[2Ø], BLOCKTEXT[21], DAY, MONTH, YEAR);
  PAGE(INPUT);
  WRITELN('ENTER DATE USING "DATE SET" FORMAT..');
  WRITELN;
  WRITELN('DATE SET: <1..31>-<JAN..DEC>-<ØØ..99>');
  WRITELN('TODAY IS ', DAY, '-', MONTH, '-', YEAR);
  WRITE('NEW DATE ? ');
  READLN(MONTHSTR);
  IF LENGTH(MONTHSTR) = Ø THEN
  BEGIN
    WRITELN('THE DATE IS ', DAY, '-', MONTH, '-', YEAR);
    HALTDISPLAY;
    EXIT(WRITESYSDATE);
  END;
  { SAVE CURRENT DATE VALUES }
  OLDDAY:=DAY; DAY:='';
  OLDMONTH:=MONTH; MONTH:='';
  OLDYEAR:=YEAR; YEAR:='';
  { GET DAY PART OF THE STRING }
  MOREDATE:=TRUE;
  INDEX:=POS('-', MONTHSTR);
  IF (INDEX = Ø) AND (LENGTH(MONTHSTR) > Ø) THEN
  BEGIN
    DAY:=MONTHSTR;
    DELETE(MONTHSTR, 1, LENGTH(MONTHSTR));
    MOREDATE:=FALSE;
    MONTH:=OLDMONTH; YEAR:=OLDYEAR;
  END;
  IF (INDEX > Ø) AND (INDEX < 4) THEN
  BEGIN
    DAY:=COPY(MONTHSTR, 1, INDEX-1);
    DELETE(MONTHSTR, 1, INDEX);
  END;
  IF LENGTH(DAY) = Ø THEN DAY:=OLDDAY
  ELSE IF LENGTH(DAY) > 2 THEN DATEERROR('DATESTRING');
  { GET MONTH PART OF THE STRING }
  IF MOREDATE=TRUE THEN
  BEGIN
    INDEX:=POS('-', MONTHSTR);
    IF (INDEX = Ø) AND (LENGTH(MONTHSTR) > Ø) THEN
    BEGIN
      MONTH:=MONTHSTR;
      DELETE(MONTHSTR, 1, LENGTH(MONTHSTR));
      MOREDATE:=FALSE;
      YEAR:=OLDYEAR;
    END;
    IF (INDEX > Ø) AND (INDEX < 5) THEN
    BEGIN
      MONTH:=COPY(MONTHSTR, 1, INDEX-1);
      DELETE(MONTHSTR, 1, INDEX);
      IF LENGTH(MONTH) = Ø THEN MONTH:=OLDMONTH;
    END;
  END;
  IF LENGTH(MONTHSTR) > Ø THEN YEAR:=MONTHSTR
  ELSE YEAR:=OLDYEAR;
  IF LENGTH(DAY) > Ø THEN
  BEGIN
    DAYNUM:=Ø;
    REPEAT
      DAYNUM:=DAYNUM+1;
      STR(DAYNUM, WORKDAY);
    UNTIL (WORKDAY=DAY) OR
      (DAYNUM = 31);
```

(continued)

```

IF WORKDAY <> DAY THEN
  DATEERROR('DAY');
END;
IF LENGTH(MONTH) > 0 THEN
  BEGIN
    MONTHSTR:='JANFEBMARAPRMAXJUNJULAUSEP
    OCTNOVDEC';
    INDEX:=POS(MONTH,MONTHSTR);
    IF INDEX MOD 3 <> 1 THEN
      DATEERROR('MONTH');
    MONTHNUM:=(INDEX DIV 3)+1;
  END;
IF LENGTH(YEAR) > 0 THEN
  BEGIN
    INDEX:=100;
    REPEAT
      INDEX:=INDEX-1;
      STR(INDEX,WORKYEAR);
    UNTIL (WORKYEAR=YEAR) OR (INDEX=-1);
    IF INDEX = -1 THEN DATEERROR('YEAR');
    YEARNUM:=INDEX;
  END;
{ FIND THE VALUES TO BE USED WITH THE 'ORD'
  FUNCTION TO FIND THE TWO 'CHAR'S TO BE USED
  TO REPRESENT THE SYSTEM DATE }
IF (DAY <> OLDDAY) OR
(MONTH <> OLDMONTH) OR
(YEAR <> OLDYEAR) THEN
  BEGIN
    IF DAYNUM > 15 THEN
      BEGIN
        YEARNMR:=1;
        DAYNUM:=DAYNUM-16;
      END
    ELSE YEARNMR:=0;
    DAYMONMR:=(16*DAYNUM) + MONTHNUM;
    YEARNMR:=YEARNMR + (2*YEARNUM);
    BLOCKTEXT[20]:=CHR(DAYMONMR);
    BLOCKTEXT[21]:=CHR(YEARNMR);
    UNITWRITE(4,BLOCKTEXT,BLOCKSIZE,2);
  END;
  WRITELN('THE DATE IS ',DAY,'-',MONTH,'-',YEAR);
  HALTDISPLAY;
END;
{$P}

```

Letterbox (continued)


is then PEEKed, and the contents stored as variable R. Next, the character string of R is printed, along with the memory location. If the character is the letter B, line 50 will send program flow to line 70. There, the memory index T will be incremented and the process will repeat from line 30.

To check the next 1K of RAM, type RUN, then enter the starting address from where the last run ended. If the value found in memory is not 66, then CHR\$(R) will not = B. At that point, the program will execute line 60. You can then see which byte contains the problem. To continue the test run, type SPACE (or any character) and hit RETURN.

To check your ROMs, find another C4 owner who will allow you to switch ROMs temporarily. Be sure to check power supply voltages before this step.

Bruce Showalter
857 Cedar
Abilene, TX 79601

MICRO



Leap into
a new
dimension
with
Aztec C!

C COMPILERS—COMMON FEATURES:

- UNIX VER 7 compatibility • standard float, double, and long support • run time library with full I/O and source • fast compilation and execution • full language.

AZTEC C II CP/M (MP/M) \$199

- produces relocatable 8080 source code • assembler and linker supplied • optional M80 interface • SID/ZSID debugger interface • library utility • APPLE requires Z80 and 16K card

AZTEC C I APPLE DOS \$199

- relocating assembler supplied • APPLE SHELL • VED editor • library and other utilities • requires 16K card

C86 IBM PC MSDOS CP/M-86 \$249

- directly produces 8088/8086 object code • linker supplied

Manuals—\$30 ORDER BY PHONE OR BY MAIL—Specify products and disk format

MANX[®]
software systems

Box 55, Shrewsbury, N.J. 07701 (201) 780-4004



CP/M FORMATS: 8" STD. HEATH, APPLE, OSBORNE, NORTHSTAR, OUTSIDE USA—Add \$10 In N.J. add 5% sales tax

FOXSOFT™

"Crafty Software from THE FOX"

FOX 20:™

The magazine for *VIC 20 users. On Cassette.

The all magnetic magazine with 5 or more original programs per month. Game - Educational - Utility programs at an average cost of 88¢ per program. FOXTALES - our video newsletter has Articles, Hints, Reviews and more. Delivered monthly to your door. Give your VIC 20 value and power with FOX 20.

Texas Residents add 5% Sales Tax \$53/yr. U.S. \$63/yr. Canada & Overseas \$6.50 Single & Back Issues

SpryteByter™

For the Commodore 64

The user affectionate sprite development program. Menu-driven, mono/multicolor sprites, joystick/keyboard, tape/disk, 20K w/FAST machine language routines. Over 60 commands: ROTATE (any angle 0-360), INVERT/OBVERT, SHIFT, SYMMETRY, AND/OR, REVERSE, REVIEW, MOVIE (animation). Create and edit up to 128 sprites per file. For programming efficiency and FUN! Includes the Game Maker - automatically prepares a base for game development.

Cassette \$29.95 Disk \$34.95

FOXPACS

Selected program collections for the VIC 20 and Commodore 64 - Games, Adventures, Educationals, Home Utilities, Programming Utilities, etc. Each FOXPAC contains 4 programs on individual cassettes. See catalog for descriptions.

\$20.

All orders pre-paid (U.S. funds). Author and Dealer inquiries invited. Send for our free catalog for more information on these and other fine products.

Don't be outFOXed - Run with

FOXSOFT™

P.O. Box 507
Deer Park, Texas 77536
(713) 473-6723



A Division of Foxfire Systems, Inc.

*VIC 20 & Commodore 64 are trademarks of Commodore Business Machines, Inc.

NAME BRAND

SUPER SALE

Bulk Diskettes* with envelopes

*Now Get High Quality at a Low Price Manufactured by a Major Disc Company For MDS Without Their Name on Diskettes *Minimum order 20 diskettes with Tyvek envelope and storage shipping box *Quantity Discounts - 100 deduct 3%, 1000 deduct 5%, 10,000 deduct 10% 100+ Certified 1 Year Warranty

5 1/4" Soft Sectors

| | |
|---|---------|
| SINGLE SIDE SINGLE DENSITY W/HUB RING | \$1.69* |
| SINGLE SIDE DOUBLE DENSITY W/HUB RING | \$1.99* |
| DOUBLE SIDE DOUBLE DENSITY W/HUB RING | \$2.79* |

8" Soft or 32 Sectors

| | |
|-------------------------------|---------|
| SINGLE SIDE SINGLE DENSITY | \$1.79* |
| SINGLE SIDE DOUBLE DENSITY | \$2.29* |
| DOUBLE SIDE DOUBLE DENSITY | \$3.09* |

PRINTERS

| | |
|-----------------------------|--------------|
| All EPSONs available | \$call |
| GEMINI 10 by Star Micronics | \$359.00 |
| GEMINI 15 by Star Micronics | \$549.00 |
| Okidata Microline 80 | \$call |
| Okidata Microline 82 | \$469.00 |
| Okidata Microline 83A | \$call |
| Okidata Microline 84 | \$call |

MICROBUFFER

| | |
|---------------------------------------|----------------|
| MBP-16K Parallel | \$149.00 |
| MICROBUFFER IN-LINE For Most Printers | |
| 32K Parallel | \$289.00 |
| 64K Parallel | \$339.00 |
| 32K Serial | \$289.00 |
| 64K Serial | \$339.00 |
| 64K Memory | |
| Expansion Modules | \$169.00 |

TANDON DISK DRIVE ENCLOSURES

Complete with Chassis & Power Supply: Fully assembled silver or beige chassis with external card edge connector for easy cable installation for 5 1/4" drives. With MDS 120 days warranty \$59.00



BARE DRIVES

| | |
|----------------------------------|----------------|
| TM100 1 40 Trk | \$199.00 |
| TM100 2 40/40 Trk | \$269.00 |
| TM100 4 80/80 Trk | \$339.00 |
| SIEMANS FDD100 8 SS/DD 8 in | \$279.00 |
| TM50 SS/DD 40 Trk Thinline | \$199.00 |
| TM84B 1 SS/DD 8" 77 Trk Thinline | \$369.00 |
| TM84B 2 DD/DD 8" 77 Trk Thinline | \$479.00 |

Add \$59.00 For Complete 5 1/4" Drive System



MCB 1000 High Performance Business System

- Includes FREE MicroPro Software: • WordStar • SpellStar • MailMerge • CalcStar • And More • Z-80A C.P.U. • 64KB RAM • 328KB mini floppy disk drive • CP/M operating system • 12" non-glare green phosphor video display screen • Centronics parallel printer port • RS232C serial port • Additional disk drives up to 2.3MB



\$1595
SAVE \$2000*

(* if purchased separately)

CASH ORDERS ONLY

MDS MICRO DATA SUPPLIES

22295 EUCLID AVE.
EUCLID, OHIO 44117

Call (216) 481-1600

WE ACCEPT
• Visa
• MasterCard
• Checks
• Money Order
• C.O.D.

ALL PRICES ARE FOR MAIL ORDER ONLY
Prices, Specifications and Offerings subject to change without notice

ADD \$3.00 FOR SHIPPING & HANDLING
\$6.00 Extra for C.O.D. Orders
Ohio Residents add 6.5% Sales Tax

DEALER INQUIRIES WELCOME

MICRO™

PET Vet

Loren Wright

Pascal for the Commodore 64

A couple of months ago I mentioned the availability of KMMM Pascal for the Commodore 64. Since then, author Willi Kusche has been hard at work removing the remaining bugs and producing a new manual. He gave me copies of the latest versions of the Pascal disk and manual while we were both participating in the recent Toronto PET Users Group conference (see below). The package now warrants a more thorough look.

Pascal is a language for the devotee of structured programming. It provides a lot of powerful structures including REPEAT...UNTIL, WHILE...DO, CASE, and others. Procedures, functions, and variables may be given long, descriptive names instead of the cryptic double-letter names or line numbers of BASIC. Variables may be local or global, and parameters can be passed to a procedure or function. The result is a source listing that is readable and understandable, even months later. There is no penalty for space occupied by comments and indentation since the source is compiled.

Most microcomputer Pascals are compiled to P-code (Pseudo-code), which is then interpreted by a P-code interpreter. A typical Pascal, such as the popular Apple Pascal, includes several programs: an editor to put the source file together; a compiler to convert the source file to P-code; and an interpreter, which executes the P-code by interpreting each code in sequence. KMMM Pascal does it a little differently, substituting a translator for the interpreter. The translator converts the P-code into machine code, which can be SAVED along with 8K of support routines to disk. This module will LOAD and RUN on its own, without the presence of any interpreter or translator.

The KMMM editor could stand some improvement. In the command mode, commands must be separated by user-specified escape characters. Two escape characters in sequence cause the command string to be processed. Changes, insertions, deletions, etc., can be done but in a tedious manner that involves moving the character pointer. In short, this editor is not powerful enough to justify its confusing complexity. Fortunately, there is a window mode that allows full-screen editing, and this is adequate for routine editing of source files. Tabs and more convenient search and search-and-replace functions would be a real plus. Also, the way source files are handled seems cumbersome.

There are actually two versions of the editor. One allows editing of the largest possible source file; the other has a built-in syntax checker. One of my biggest frustrations with the Apple Pascal package was debugging. Something as simple as omitting a semicolon would cause the compiler to abort. This means you have to reload the editor, reload the source file, reload the compiler, and recompile the file (only to find another error!). I can't



overemphasize the value of having a syntax checker available in the editor!

The KMMM implementation of Pascal is not a complete Pascal. For instance, arrays may have only one dimension and only value parameters may be passed to procedures. These deficiencies can usually be made up with some extra programming. There are also some convenient, non-standard additions, such as ANDB, ORB, NOTB, SHL, and SHR for bit-level operations on integers. Also, a non-standard MEM function allows the equivalent of BASIC PEEK and POKE instructions. The latest version adds UCSD-style string functions.

I tried most of the sample programs on the disk. They demonstrate the power of the language and the speed. Two programs were provided in both BASIC and Pascal versions. Needless to say, there was a considerable difference in speed. There were no Commodore 64 graphics demonstrations, so I tried a few simple programs. On a quick run through all the possible screen and border colors, KMMM Pascal was so fast that it changed the colors several times before the TV's beam reached the bottom of the screen! However, in plotting a simple sine curve, the speed was about the same as with BASIC.

The manual is considerably better than before, but it could still use some work (perhaps by a third party?). It is well organized and most things are explained a lot better. More examples should have been included. There is no index or table of contents, but there is a handy table of editor commands on the last page. It is assumed that the user already knows Pascal, and there is no material covering standard Pascal.


Like the C64 FORTH I reviewed last month, KMMM Pascal exploits one of the features of the C64. The memory occupied by the BASIC ROMs has been made available for Pascal. By adding the unused RAM block at \$C000 and subtracting the floating-point routines you can have a total of 10K extra available for programs. As a result, this causes a conflict with cartridges, such as the CIE and C64 Link. Willi has provided for the CIE, and I found that the new relocater routines for the C64 Link offer a compatible option for smaller files.

I don't recommend KMMM Pascal (or any microcomputer Pascal) for trivial programs. It just isn't worth the trouble of loading and reloading all the programs, particularly at the slow rate of the 1541 disk drive. However, a larger project can realize the benefits of this essentially self-documenting language, and KMMM Pascal is one of the best implementations available. Registered owners receive a newsletter, are entitled to a limited amount of telephone consultation, and may purchase a user library for \$2.00. At \$85 it is a real bargain.

KMMM Pascal is available for Commodore 64 and 2.0 or 4.0 PET from Wilserv Industries (P.O. Box 456, Bellmawr, NJ 08031 [609] 227-8696).

(Continued on next page)

Thunder Tector
UNINTERRUPTIBLE POWER SUPPLY



DON'T BE LEFT IN THE DARK!
For \$295, you can protect YOUR
Data, Time and Computer.

Protect your computer operation from loss of data files, lost keyboard input, and questionable integrity of stored information due to power failure. Operation is completely automatic, just attach your own 12V battery, or purchase below.

Available for:

**Apple, Radio Shack, IBM, Olivetta,
and most other personal and business computers.**
Specify equipment to be attached when ordering.

If not completely delighted, return in original condition within 30 days for refund. Ten percent restocking fee will be charged. Ninety-day factory warranty.


Gel battery pack available with cables: 1-amp. computers - \$65; 2-amp. computers - \$111.

For fastest delivery, send certified check or money order payable to "Thunderhawk." Send 10% with C.O.D. orders. Sent FOB, Texas. Price subject to change without notice. Texas residents add 5% sales tax. Broad selection of power ranges available for larger computers — call for prices.

DEALER INQUIRIES INVITED — send on letterhead.

Thunderhawk Manufacturing (214) 586-6256
A Division of Thunderhawk Corporation
P.O. Box 573
Jacksonville, TX 75766

© 1983 Thunderhawk Corporation



AIM HIGH

Let Unique Data Systems help you raise your sights on AIM 65 applications with our versatile family of AIM support products.

- Go for high quality with our ACE-100 Enclosure. It accommodates the AIM 65 perfectly, without modification, and features easy access to board add-on space, plus a 3" x 5" x 17" and a 4" x 5" x 15.5" area for power supplies and other components. \$186.00.
- Get high capability with Unique Data System's add-on boards. The UDS-100 Series Memory-I/O boards add up to 16K bytes of RAM memory or up to 48K bytes ROM/PROM/EPROM to your Rockwell AIM 65. You also get 20 independently programmable parallel I/O lines with an additional user-dedicated 6522 VIA, two independent RS-232 channels with 16 switch-selectable baud rates (50 to 19.2K baud), and a large on-board prototyping area. Prices start at \$259.00.
- If you need to protect against RAM data loss, the UDS-100B offers an on-board battery and charger/switchover circuit. \$296.00.
- Heighten your AIM 65's communications range by adding the UDS-200 Modem board. It features full compatibility with Bell System 103 type modems and can be plugged directly into a home telephone jack via a permissive mode DAA. No need for a data jack or acoustic coupler. The UDS-200 also has software-selectable Autoanswer and Autodial capability with dial tone detector. The modem interfaces via the AIM 65 expansion bus, with the on-board UART and baud rate generator eliminating the need for an RS-232 channel. \$278.00.
- The UDS-300 Wire Wrap board accepts all .300/.600/.900 IC sockets from 8 to 64 pins. Its features include an intermeshed power distribution system and dual 44-pin card edge connectors for bus and I/O signal connections. \$45.00.
- Get high performance with the ACE-100-07 compact 4" x 5" x 1.7" switching power supply, delivering +5V @ 6A, +12V @ 1A, and +24V for the AIM printer. \$118.00.

Installation kits and other related accessories are also available to implement your AIM expansion plans. Custom hardware design, programming, and assembled systems are also available. High quality, high capability, high performance, with high reliability... all from Unique Data Systems. Call or write for additional information.

Unique Data Systems Inc.
1600 Miraloma Avenue, Placentia, CA 92670


(714) 630-1430

PET VET *(continued)*

Report on TPUG Conference

On May 14-15 I participated in the Toronto PET Users Group conference. I must say I was not prepared for the enormity of this event. Programs included a day-long copy session on Saturday and presentations by such people as Willi Kusche (see above), Steve Punter (the author of WordPro), Brad Templeton (the author of POWER and PAL), Jim Strasma (Midnight Gazette editor and MICRO contributing editor), Greg Yob (Creative Computing columnist), and MICRO authors Frank Covitz, Peter Hiscocks, and Chris Bennett. Jim Butterfield, recognized as the world's expert on Commodore computers, lives in Toronto and was one of the founders of TPUG. He gave an all-day workshop on Saturday for beginners in machine language and two question-and-answer sessions on Sunday. My presentation was on programmable characters and, particularly, character sets on the VIC and C64. The conference was not without problems (from equipment shortages and imbalances on Saturday to a campus-wide power outage just before my presentation on Sunday), but conference coordinators Gord Campbell and Jim Carswell and other TPUG staffers managed to cover all the bases to make it a very successful conference.

Loren Wright



(Photo by John Easton)


Users' Groups

With VIC-20s and Commodore 64s now sold in department and toy stores and through the mail, the user is left to his own initiative. The user group will become more and more important. In addition to regular meetings, where information and opinions can be shared with fellow Commodore computer owners, most groups have club libraries, newsletters, and many other benefits. To connect with a PET users group in your area, check with a local computer store that carries CBM equipment.


MICRO™

another
FLEXIDUCT®

OFFICE
SAFETY PRODUCT



When you
least expect it,
ZAP!!!



In a few millionths of a second, common electrical surges and spikes can enter your data processing equipment and cause memory loss, false logic and misregistration. Surges very often do permanent damage to microcircuitry.

FLEXIDUCT Surge Suppressors catch surges and spikes before they have a chance to enter your equipment. In billionths of a second (Nanoseconds), **FLEXIDUCT** Surge Suppressors dissipate surges and spikes from any side of the line (most protect only one side).

Model FS-P plugs into the wall outlet to protect that outlet **and all other outlets on that circuit**. For safety, it is fused to protect from overloads.

No computer should be without the protection of a **FLEXIDUCT** Surge Suppressor...**especially yours!** Write or call for further information. Available from office products retailers.

FLEXIDUCT® Surge Suppressors

a product of Winders & Geist, Inc. P.O. Box 83088 Lincoln, NE 68501 402/474-3400

From Here To Atari

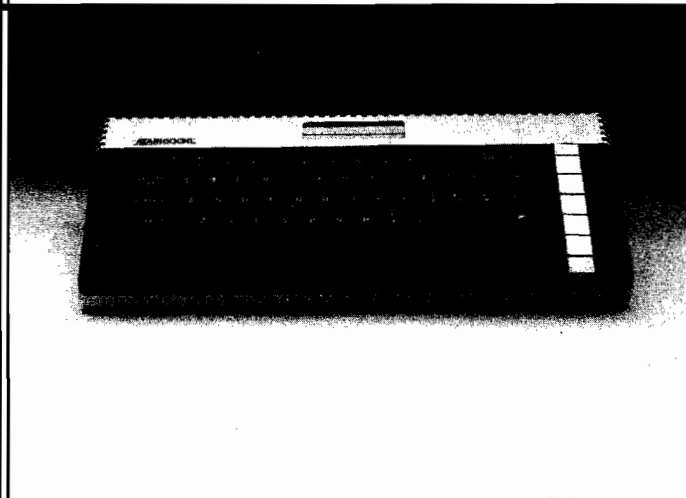
by Paul Swanson

The Atari product line is undergoing several changes. It looks like there was truth to the rumor about cancelling the 400 and 800 computers. They are not on the most current price lists.

New Products

Through the end of 1983, many new products will become available from Atari. They include four new computers and many new peripherals.


The new computers are the Atari 600XL, 800XL, 1400XL, and 1450XLD. ~~The 600XL will list at about \$199.~~ The prices on the other computers are "to be announced." All of these new computers, supporting the fact that Atari does listen, have slots in the back exposing the system bus. The 600XL has 16K, expandable to 64K, and the others have 64K built in. Atari BASIC is a built-in feature of all of these systems — no cartridge required. They also



support the international character set available on the 1200XL and are similarly styled. The 600XL and 800XL systems will be available in the third quarter of this year and the 1400XL and 1450XLD will be available in the last quarter of this year.

The 800XL looks like it is a 600XL with the extra memory included, but the 1400XL and 1450XLD have some interesting new features. Both have built-in modems and speech synthesizer. The 1450XLD also has a built-in 254 KB double-density, dual-sided disk drive.

New peripherals include the 1027 printer, which is a 5x7 dot matrix printer that prints at 20 cps and is designated letter quality. It will take single sheet or roll paper and features bi-directional printing and underlining. I haven't seen the output yet, but Atari's description is "prestige elite" fully formed characters, printed at 12 cpi, 80 characters per line, and I have heard comments indicating that the output really does look typed. The retail price is listed at \$349.95.





The Atari 1050 disk drive is a 127 KB dual-density disk that is available now. It will retail at \$449.95. However, you will require DOS 3.0 to enable the dual-density feature, and that will not be available until the third quarter.

A direct connect modem, cased in the "new look," will also be available in the fourth quarter. This is the Atari 1030 and specs look very similar to the Atari 835 direct connect modem. It is still only 300 baud, but does not require the 850 interface.

Other new hardware items are a touch tablet (digitizer) for \$79.95 (4th quarter), a 10-key numeric pad for \$124.95 (available now), remote control joysticks that include two joystick transmitter units and one receive unit for \$74.95 (4th quarter), the "Ultimate joystick" (no idea what this will be) available in the 4th quarter, and a Track Ball for \$59.95 (also 4th quarter). The Track Ball is read like a joystick and programs set up for joystick input can use this with no changes. It looks like next Christmas will see an entirely reworked product line from Atari.

Atari is also working on a CP/M board for these new computers. That should be available in the fourth quarter at a price "to be announced."






There is not too much available in terms of technical data beyond what I have mentioned, at least not at this writing. I will have more information on at least some of these products by next month.

80-Column Board

Austin Franklin Associates (43 Grove St. Ayer, Massachusetts) has a new 80-column monitor interface for Atari 800 computers. At this writing the board is not yet on the market. I have an early prototype here to examine and the software on it is incomplete. Therefore, a complete review is not possible, but I have tested enough of the board to describe it.

The hardware consists of a four-layer PC board to install in the last memory slot of the 800. To run the system with this card and 48K, you must use either a 16K and 32K combination of memory boards or one 48K board.



To make this board work, a cartridge for the right cartridge slot is also supplied. However, no computer memory is used for the right slot cartridge. Normally, when a cartridge is inserted in the right slot, memory addressing between 32K and 40K is disabled so that the cartridge may be mapped in. In this particular cartridge, the program contained on the cartridge is relocated and, for all practical purposes from an application program's point of view, seems to disappear. It is therefore compatible with programs that require 40K to 48K of memory. This 80-column interface leaves the left cartridge slot open for BASIC, the Assembler/Editor, or any other Atari-compatible left cartridge.

The software on the right cartridge makes the board very easy to use. The board is enabled by opening the screen editor or declaring GRAPHICS 0. Selecting any other mode disables the board and switches to the normal monitor output from the computer so that the graphics

(Continued on next page)

MACHINE LANGUAGE UTILITIES

for ATARI 400/800/1200.



Vervan utility programs require no software modifications and are a must for all serious ATARI BASIC programmers.

CASDUP 1.0 & 2.0 To copy most BOOT tapes and cassette data files. 1.0 is a file copier. 2.0 is a sector copier. Cassette only \$24.95

CASDIS To transfer most BOOT tapes and cassette data files to disk. Disk only \$24.95

FULMAP BASIC Utility Package. VMAP-variable cross-reference, CMAP-constant cross-reference (includes indirect address references), LMAP-line number cross-reference, FMAP-all of the above. Will list "unlistable" programs. Also works with Editor/Assembler cartridge to allow editing of string packed machine language subroutines. All outputs may be dumped to printer. Cassette or Disk \$39.95

DISASM To disassemble machine language programs. Works with or without Editor/Assembler

cartridge. May be used to up or down load single boot files. All output can be dumped to printer. Cassette or Disk \$24.95


DISDUP For disk sector information copying. May specify single sector, range of sectors, or all. Copies may be made without read verify. Disk \$24.95

IJG products are available at computer stores, B. Dalton Booksellers and independent dealers around the world. If IJG products are not available from your local dealer, order direct. Include \$4.00 for shipping and handling per item. Foreign residents add \$11.00 plus purchase price per item. U.S. funds only please.

IJG, Inc. 1953 W. 11th Street
Upland, California 91786
Phone: 714/946-5805

If it's from IJG IT'S JUST GREAT!

ATARI TM Warner Communications, Inc.



Learn to program the ATARI™ in 6502 Machine Language & BASIC.

Three new ATARI books for the serious programmer and beginner, are now distributed by IJG, for use with the ATARI 400 and 800 microcomputer systems.

ATARI BASIC, Learn to Use. This is an action book that program with it more than you read. You discover with it. Learn ATARI BASIC in 100 short chapters. Includes 400 examples. Teacher Edition. ISBN 0-894-00000-0 \$9.95

Games For The ATARI. Provides ideas on how to create your own computer games. Contains primarily BASIC examples but, for very advanced programmers, a machine language example is included at the end of the book. 118 pages. ISBN 0-894-00001-7 \$7.95

How to Program Your ATARI in 6502 Machine Language. To teach the

novice computer user machine language, the use of an assembler and how to call subroutines from BASIC. 110 pages. ISBN 0-894-00002-4 \$9.95

IJG products are not available at all dealers. To order, call your local dealer, order direct. Include \$4.00 for shipping and handling per item. Foreign residents add \$11.00 plus purchase price per item. U.S. funds only please.

IJG, Inc. 1953 W. 11th Street
Upland, California 91786
Phone: 714/946-5805

If it's from IJG IT'S JUST GREAT!

ATARI TM Warner Communications, Inc.

COMPILE ATARI BASIC AND FLY!



With ABC™, Monarch's new BASIC compiler for ATARI 400 and 800, you develop and debug programs using your ATARI BASIC cartridge, then use ABC to transform them into compact code that runs up to 12 times faster, without the cartridge (and protects your source code, too). 40K and disk required. For your ABC diskette and manual, send check or money order for \$69.95 (or \$9.95 for manual alone).

Monarch Data Systems

P.O. Box 207, Cochituate
MA 01778, (617) 877-3457.

Mastercard/Visa by phone. Dealer inquiries invited. Mass. residents add 5% sales tax. ATARI, ATARI 400, and ATARI 800 are trademarks of ATARI, Inc.



From Here to Atari (continued)

will appear on the monitor. In your programs, PRINT to it as if it were the normal mode 0 screen, but with 80 columns instead of 40. Keyboard selectable options allow a few more options not available in normal 40-column mode 0 operation.

Output is in 16 colors, selectable for each character as it is written. There are also four attributes that can be applied to each character, which are underline, blink, half intensity, and inverse video. The full ATASCII 128-character set is available plus an extra 128 characters, accessible through a special function. These extra characters are the same as the VT-100 graphics characters at codes \$80-\$FF. These may also use the four attributes and 16 colors.

The hardware also includes a light pen input, which is a male connector functionally identical to the controller jacks on the front of the computer. A plug that fits the monitor output jack on the side of the Atari 800 is also supplied. This plug allows the use of the monitor when the 80-column mode is not in use.

The board is accessed by the computer directly through memory-mapped location. The effective transfer rate is well above 19,200 baud. The television goes blank during these transfers when the 80-column board takes over. This is because ANTIC must be shut off. If you store display lists and screens in memory, you can turn ANTIC back on and use the television for a second display. If you are not using the television, ANTIC and all of the DMA is disabled, so program will run 20-30% faster than when using the normal text screen.

The retail price for the 80-column board is \$289.95. Some software support packages are being developed for it and I will mention them as they become available.

BASIC Compilers

A BASIC Compiler is a program that converts a BASIC program to a faster, machine-language version. There are three compilers available for Atari BASIC programs. None of them is completely compatible with all of the commands in Atari BASIC. I have two of the three — the DataSoft compiler and the Monarch Data Systems compiler (the ABC compiler). They are two very different compilers.

The DataSoft compiler requires much rearranging of the program before compilation. For example, all DATA statements must be listed as the last statements in the program, variables and expressions are not allowed in DIM, GOTO, GOSUB, and RESTORE statements, and there are different rules for FOR/NEXT statements (there may be only one NEXT statement for each FOR statement). The substring assignment is also not compatible with Atari BASIC.

The DataSoft compiler does give the choice of compiling for fixed or floating-point arithmetic and supports the appropriate functions in the floating-point mode (SIN, LOG, etc). It also prints out an assembly-language listing of the compiled program during the four-pass compilation. I saw no way to alter and reassemble from this listing. In fact, the only uses I found for it are optimizing the BASIC code for shorter object files and decoding the run-time error messages (the compiler lists the error number and memory location instead of program line).

BASF DISKS

LIFETIME GUARANTEE | HUB-RINGED | CERTIFIED ERROR FREE
SSDD | 5¼" | DSDD

\$21.90 ea. — 1-9 Boxes — \$30.90 ea.

\$19.90 ea. — 10+ Boxes — \$28.90 ea.

**FREE PLASTIC CASE
WITH EACH BOX**

- SEND ME YOUR PRICE LIST
 SEND ME _____ BOXES AT \$ _____ PER BOX
ADD 3% SHIPPING/HANDLING (\$3.00 MINIMUM)
TWO WEEK DELAY FOR PERSONAL CHECKS
 PAYMENT ENCLOSED \$ _____
(Texas residents add 5% sales tax.)
 CHARGE MY: MasterCard Visa

Card No. _____ Exp. Date _____

Signature _____

Name _____
(please print full name)

Address _____ Apt. _____

City _____ State _____ Zip _____

214-644-2611



**Software
't' Boot**

06E



2116 E. Arapaho #600
Richardson, Tx 75081



The Monarch compiler was much easier to use because almost all of the functions are implemented identically and no rearranging of statements was required. Just about the only thing required was to adjust the program to use integer arithmetic instead of floating point. The Monarch compiler uses 3-byte integer values (the DataSoft integer compile, for comparison, uses only 2-byte integers) for the variables and calculations. The RND function is not supported, so a PEEK(53770) to get a random number in the 0-255 range is needed in place of any RND functions in the program.

The Monarch compiler supports expressions in DIM, GOTO, GOSUB, and RESTORE statements; DATA statements follow the same rules as they do in Atari BASIC. Error messages at run time state the error number and BASIC program line number.

Speed is an important factor with compilers and the DataSoft compiler does produce slightly faster programs. I have not run any speed tests, but the manufacturer's claims of 5-20 times for DataSoft and 4-12 times for Monarch (times meaning number of times faster than the original BASIC program) seem to be true. However, in compilation, the one-pass process used in the Monarch compiler is much faster than the four-pass process used by DataSoft.

I compiled my word processor on the Monarch compiler and am very happy with the results. The word processor is written almost entirely in Atari BASIC (there is one small machine-language subroutine it puts in page 6). It required very little alteration for the compilation. Because of the difference in substring use, I couldn't compile it with DataSoft's compiler. I may rewrite parts of it later so that I can, just to compare the results.

In short, I found the Monarch compiler much more compatible with Atari BASIC and therefore much easier to use. The DataSoft compiler would be useful for BASIC programs written specifically with compilation in mind. The DataSoft compiler also has an advantage with programs that require the floating-point arithmetic, although much of it could be simulated in fixed-point on the Monarch compiler because of the large number of significant digits it supports.

I also compared the space required to store the results on diskette. The Monarch compiler produces longer files on very short programs, but on longer programs, the compiled version is usually smaller. The DataSoft compiler restricts the program size to 100 sectors and uses two intermediate files in the compilation. DataSoft claims that the finished object program requires about the same disk space as the original BASIC program, but I have found that it requires more. The Monarch compiler requires only the BASIC source program and a file for the completed object code.

The DataSoft compiler retails at \$99.95 (9421 Winnetka Ave., Chatsworth, CA 91311; 800-423-5916) and the Monarch compiler retails at \$69.95 (P.O. Box 207, Cochituate, MA 01778; 617-877-3457). The third compiler — not reviewed — is BASIC from Computer Alliance.

(Continued on next page)

SOPHISTICATED TELE-COMMUNICATION IS HERE

THE COMMUNICATOR

for 4.0 Commodore Computers

JIM STRASMA'S REVIEW:
"THE BEST TERMINAL PACKAGE I'VE SEEN YET"

By April 1 (maybe sooner) It Will Be Even Better

SPEEDS UP TO 9600 BAUD
 XON — XOFF

TRUE CTRL KEY (we do our own keyboard scan)

THE HARDWARE — A printed circuit board; easily installed in the CBM. It uses no CBM connectors; gives a serial port with true RS232C standard.

THE SOFTWARE —

- Emulates the ADDS Regent 100, ADM 31 and/or the TeleVideo 950.1 Or choose the VT100 model for use with DEC and VAX computers.
- Runs coresident with BASIC programs; lets BASIC programs and program on host computer communicate to develop really sophisticated communication and control capabilities.
- The program is on ROM at either address; no disk loading required. Uses only 512 bytes of RAM; will relocate itself around any other machine language program at top of memory.
- Will upload and download and run BASIC programs. With BASIC program will upload and download standard data files. 100 page manual gives program listing for BASIC programs.

Excellent text editor designed to work with THE COMMUNICATOR
THE COMMUNICATOR \$200
Text Editor \$40

1200 baud modems beginning at low, low \$385, and even less when purchased with THE COMMUNICATOR

AMPLIFY, INC.

2325 Macbride, Iowa City, Iowa 52240 319-337-8378

1 trademarks Adds Regent, Inc., Lear Liegler, Inc., Televideo Systems, Inc.

MICROSPEC

Quit Playing Games . . .

Disk Based Software to Make Your
 Computer Get Down to Business

Disk Data Manager—Create and manage your own data base. Allows you to create, add, change, delete, search, sort, print, etc. Up to 1200 records on a single disk.
 VIC 20 . . . 59.95 CBM 64 . . . 89.95

Payroll System—Full featured, complete payroll system. Even prints checks.
 VIC 20 . . . 89.95 CBM 64 . . . 99.95

Mailing List—Up to 1200 records on a single disk. Presorts by Zip Code. Prints on stock up to four labels wide.
 VIC 20 . . . 44.95 CBM 64 . . . 54.95

Inventory Package—Maintains quantity on hand, cost, sales price, reorder point, etc. Generates suggested reorder, sales report, and sales analysis.
 VIC 20 . . . 89.95 CBM 64 . . . 99.95

General Ledger—Up to 75 accounts! Generates Balance Sheet, Income Statement, Update Report, etc.
 VIC 20 . . . 89.95 CBM 64 . . . 99.95

Checkbook Manager—Up to 25 expense categories. Tracks all outstanding checks until they are paid.
 VIC 20 . . . 49.95 CBM 64 . . . 69.95

Commodore 64 and VIC 20
 are registered trademarks of Commodore
CONTACT YOUR DEALER FOR COMPLETE INFORMATION ON ALL YOUR DISK-BASED SOFTWARE NEEDS
 Send Self-Addressed Stamped Envelope for
 Catalogue of Games and other Applications
 DEALER INQUIRIES WELCOME



P.O. Box 863085
 Plano, Texas 75086
 (214) 867-1333



VISA and MASTERCARD Accepted

YOU CAN MAKE A FORTUNE IN MICROS!

THE MICRO COMPUTER BUSINESS WILL GROW FROM \$10 TO \$100 BILLION IN THE NEXT EIGHT YEARS! ARE YOU READY TO CASH IN?


The micro computer business is predicted to grow from its present \$10 billion to \$100 billion before 1990! Imagine the possibilities this opens for you! No matter where you live, if you're starting up or presently in business, **no other industry offers you more opportunities!**

Now, finally, all the inside information you need to secure a prosperous future in this dynamic industry is available in **one place - THE COMPUTER ENTREPRENEUR MANUAL!** - An immense information source, compiled by our inquisitive research team, aided by a panel of experts and business people from all areas of the computer industry!

We present the inside story of more than 100 lucrative computer businesses you can enter, where you'll find the real opportunities for the eighties: from one man operations like Programming Author, Word Processing Center or Consulting, to Systems House, Service Bureau, Computer Store etc! Many at little or no investment! All the invaluable facts and figures: How to start, Capital needs, Profit estimates and Margins, How to Sell and Market, How missing technical or business experience need not stand in your way, Source of Suppliers, etc! Details that could take years to find out on your own!

We'll show you inside tricks, like how to never again pay retail for computer products and consumer electronics, even for one item - right now, while you're starting your business! How to get free merchandise and trade show invitations, etc. This alone will more than pay for the manual! You'll read actual case histories of other computer entrepreneurs, so you can learn from their mistakes, and profit from their success stories! Where you'll be one year from now depends on your actions today! Let us show you how to take the first crucial steps!

Order now and take advantage of our limited introduction special, THE COMPUTER ENTREPRENEUR MANUAL, and a six month subscription to THE COMPUTER ENTREPRENEUR REPORT/NEWSLETTER (so you're always up-to-date with the industry), both for only \$29.95! You must be convinced on how easy you can strike it rich in the micro computer business - or you may return the manual for a full refund within thirty days! USE OUR TOLL FREE NUMBER TO ORDER!



EVERYTHING YOU NEED TO KNOW TO SUCCEED IN THE COMPUTER BUSINESS IS ALL IN THIS MANUAL!

THE COMPUTER ENTREPRENEUR MANUAL has the answers to all your questions about selecting, starting and successfully running a computer business! There has never been such a comprehensive collection of know-how and information about this business in one place! All the facts you need to plan and achieve your goals in easy-to-follow, step-by-step instructions!

These are some of the 100-plus businesses covered in PART ONE of the manual, with the facts on How to start and run, Start-up Cost (Even how to operate on a shoestring), What profits to expect, Wholesale prices, Mark-ups, Suppliers, future outlook, case histories for each, etc: Systems House, Software Author (who to sell to and who to avoid), Service Bureau, Software Publisher (How to find programs that sell, Word Processing Service, Consulting and Consultant Broker (use your skills or those of others, make \$150 - \$1000 a day!), The Incredible Games Business, Computer Store (Franchises: Pro and Contra, or a low inventory store in your home!), OEM, Hardware Mfg, Data base and Teletext Service (big prospects!), Used Computers, Repairs, Rent-A-Computer, Promote Fests and Trade Shows, Turnkey Systems,

Bartering, Mail Order, Compile and rent mailing lists, Specialized Data Headhunting and Temp Help Service, Tech Writer Shop, Custom Engineering, The highly profitable Seminars and Training Business, and many more!

Many new ideas and ground floor opportunities! Interviews and success stories on companies of all sizes! Privy info on the profits made: How some computer store operators net \$100 - \$250,000! Little known outfits that made their owners millionaires, one of these low-key companies, making simple boards, went from nil to \$20,000,000 and 100 employees in four years! Programmers that make \$300,000, Thousands of micro millionaires in the making, etc!

Whatever your goal is - Silicon Valley Tycoon, or just a business at home - we guarantee you'll find a business to suit you - or your money back!

PART TWO of the manual is loaded with the know-how and "streetlighting" savvy you need, both as a novice or business veteran, to get started, to stay and to prosper in the micro computer business! A goldmine of information in clear and easy-to-use instructions: How to prepare your Business Plan, Outside financing, The mistakes you must avoid, How to hire and manage employees, Incorporation (when, and how to do it cheaply), Surviving bad times, Record Keeping, how to estimate your market before you start, Use multiple locations to maximize profits, how to promote and stay steps ahead of the competition! How to get free advertising, free merchandise, free advice, Power negotiating with suppliers to double your profit margins, etc! Even how to keep a present job while starting a business part time!

Don't miss this opportunity to be part of this great industry - the next success story could be your own! Order the manual today! Part one and two, bound in a deluxe ring binder, where you can also collect our newsletter (free for six months with the manual - a \$32.50 value!) - all for only \$29.95!



THE COMPUTER ENTREPRENEUR NEWSLETTER - ALL THE LATEST INSIDE BUSINESS NEWS! NOW! SIX MONTHS FREE WITH YOUR MANUAL!

You're always attuned to the industry, and your manual kept up-to-date, with our newsletter! Each issue has the latest business news, ideas, new suppliers, our indispensable "watchdog" column on profits, discounts (don't miss mfg's promos, like recently, when top video monitor sold at \$80 - that's half wholesale, one third of the retail price!), the competition, the big deals, etc! Feature stories with start-up info and case histories on new micro businesses!

You'll get invitations to trade shows and conventions, the usage of our advisory service and our discount buying service for your purchases!

You'll find many items in our newsletter that will save you the cost of your manual many times over!



CALL TOLL FREE! CHARGE IT!
Credit Card Orders (MC, VISA only)
accepted 24 hours/day
1-800-227-3800
Ask for extension 1135
In California call
1-800-792-0990



Order by phone (Credit cards only), or use the coupon:



Mail to THE COMPUTER ENTREPRENEUR PUBLISHING CO. PO BOX 456, Grand Central Station, New York, N.Y. 10163

Please send me THE COMPUTER ENTREPRENEUR MANUAL, and the six month free subscription to THE COMPUTER ENTREPRENEUR REPORT/NEWSLETTER. All for only \$29.95, plus \$3 for postage/handling (NY residents: add \$2.64 for sales tax). If I decide not to keep the manual, I may return it within 30 days for a full refund.

NAME: _____

ADDRESS: _____

CITY, STATE, ZIP: _____


Check or M.O. enclosed Charge to VISA MC

CARD#: _____

Exp. Date: _____

SIGNATURE: _____

MM0883



A Word Processing Primer

Select the right system to meet your requirements

by Loren Wright
and Phil Daley

Word processing is a term used to describe a machine or a program (or both) that allows the user to manipulate, store, retrieve, and print out text. The price for a word processor ranges from many thousands of dollars for a dedicated unit, such as those manufactured by DEC, Wang, Lanier, and Xerox, to nothing for a short BASIC program you can write yourself. Of course the power of the word processor is closely related to what you pay for it, but if you recognize your needs before you buy, you can be sure that you get everything you need and that you don't pay for things you don't need.

Establishing Your Needs

The first decision to make is whether you are buying a word processing package for one reason exclusively, or you want to buy a computer that will entertain, provide learning experiences through programming capabilities, and run other home or business applications. If you want to do professional word processing only and can afford it, a dedicated system will provide the best possible environment for word processing. However, if you are like most of us, with limited resources and a multiplicity of needs, compromises will have to be made. The remainder of this article will assume that you have decided to use a microcomputer to meet your word processing needs.

System Decisions

There are certain basic hardware factors that will affect the overall performance of the system, no matter which software package you purchase. If you don't have a computer system yet and you expect word processing to be one of its primary uses, then the hardware purchase decision is as important as the software purchase decision. You may even find it necessary to have one computer for your word processing and other business needs and another for your recreational and educational needs.

The main components of any word processing system include the computer, a mass storage device, and a printer. The computer has a number of components that determine its effectiveness for word processing: the display, the keyboard, the amount of memory, and the operating system. Since the computer is at the center of the whole system we will discuss it first, followed by the other two components.

The screen display is probably the most critical component. Most of the less expensive computers hook up, more or less directly, to a color TV. This is convenient and inexpensive, since most people already have color TVs. However, for word processing, the picture quality may not be good enough. Furthermore, it is dangerous to sit close to a color TV for any length of

time. A black-and-white monitor, preferably with green or amber phosphor for greater readability, is essential if you expect to spend any significant amount of time word processing. [A black-and-white TV will minimize the radiation danger but it won't help the readability problem.]

The size of the display is of some importance. Generally, the more text you can get on the screen at once, the better. Twenty-four or 25 lines of 80 characters is ideal. Computers with such displays are the Apple //e, IBM PC, and Commodore CBM 8032 and new B-series machines. The standard display is 24 or 25 lines of 40 characters, and this is not a bad compromise to make if you expect to be able to use games and educational software on the same computer. Although there are several good word processing programs available for the VIC-20, we cannot recommend it for any significant amount of word processing because of its tiny 23 × 22-character display. Be sure the computer can display upper- and lower-case letters on the screen. Ideally, the tails (called *descenders*) of the lower-case letters q, y, p, g, and j should extend fully below the line. On most of the 40-column-display computers they do not. This may or may not bother you.

The keyboard is also an important factor, and some of the decisions depend on individual taste. In general, the more keys on the keyboard, the better.



Since a multi-purpose computer can't have specially labeled keys for every function (as on dedicated word processing units), it helps to have more keys. Programmable function keys are especially useful. The mechanical action of the keyboard is also important. Membrane keyboards are inexpensive and milk-proof, but they do not provide the positive feedback (even with the audio feedback) that most typists need. Full-stroke keyboards are much preferred. A good keyboard should echo every character you type to the screen. It should not miss some characters and repeat others. The rest can only be determined by what is comfortable to you.

The amount of memory in the computer is important in two ways. The more memory, the larger and more sophisticated the word processing program can be. Also, more memory means you can process more text without storing or retrieving it. In general, you should purchase a computer with the maximum available RAM; barring that, be sure that expansion memory is available and affordable.

There are three main modes of text storage: hard disk, floppy disk, and cassette. Hard disk units are faster, hold more, and are usually more reliable. They are also very expensive. Cassettes are least expensive, but they are also slowest and least reliable. Floppy disk drive units are the most cost-effective compromise. Depending on the word processing program you buy, you will need one or two such units.

The choice of printer depends mostly on the amount of its usage. For business-quality correspondence you need a formed-character printer (most are now of the daisy wheel type); for graphics output you need a dot-matrix printer. Dot-matrix printers are generally less expensive, and the print quality is generally acceptable for most applications. On the other hand, daisy-wheel printers have decreased in price to the point where some are less expensive than some dot-matrix printers. Daisy-wheel printers are also usually slower than dot-matrix printers. You may very well start with a dot-matrix printer and later add a daisy-wheel printer when you can afford it. Whatever printer you buy, be sure it is compatible with the word processor programs you are considering. Printers that use aluminized or thermal paper may be less expensive than plain paper printers, but the cost and availability of

these special papers may prove to be a serious problem. Also, the print may not be legible, particularly after a lot of handling.

Word Processing Software

The functions of a word processor fall into a few general categories. We will discuss what to look for in each of these categories.

General Design

There are different ways to organize and handle text. One method treats your document as if it were a continuous scroll. The user includes special codes that determine such things as the length of the page, size of margins, single- or double-spacing, and underlining. Other word processors actually reflect the format on the screen. With these, the text is often organized in pages or chapters. Still others treat the text in *screen* units. With the continuous-scroll style, words may split at the end of a line, making the text hard to read. With other types it can be a little complicated to move from one part of the text to another.

Nearly every word processor has some sort of *status line* — a block of information at the top of the screen. The minimum information shown here should be row and column position of the cursor, indication of special modes (such as file, insert, delete, etc.), and amount of memory remaining. Other information that may be included is the file name, date, and tab and margin positions. The status line should be clearly set off from the text so you don't get confused between the two. Some word processors use an alternate screen for status information. This makes the screen appear less cluttered, but it destroys the continuity of your session.

Entry of Text

Most of the time spent with a word processor is in entering text. It follows, therefore, that this is one of the most important parts of the word processor's design. Yet sometimes this is the most neglected. Every character you type should appear immediately on the screen. If the program can't keep up, then it should have a buffer that captures every keystroke, no matter how fast you type. No characters should be lost, even when the program is scrolling or changing pages. The cursor should move quickly to any position on

the screen and to any point elsewhere in the text without much trouble. Moving the cursor to the beginning or end of your text should be a simple matter. The cursor-positioning and space keys should repeat if held down, and it's useful if all other keys repeat too. While you are entering text, the delete key should remove characters from the end, allowing you to back up.

The program should give a warning if it is about to run out of space. This allows you to break your text at a convenient point before you save it. If you have to enter a command mode, such as to save your text, the program should return to the text with the cursor where you left it.

Often, part of entering the text is providing the proper format codes so the word processor knows how to prepare your printed document. Ideally, these codes should make enough sense to be easily remembered, but that goal is seldom achieved. Help screens and reference cards can be useful if they are well done. The same goes for commands. One feature that helps here is a branching command structure, where you have to remember only one key to start the sequence. After that, you're offered choices. The disadvantage is that a simple, frequently used command can take four keystrokes to complete.

Editing Text

Much of your routine editing can be handled with the features mentioned above. You can position the cursor where you want and delete or type over to make changes. In addition, most word processors offer convenient and powerful editing features.

When you are entering text, it is convenient to be able to delete characters from the end of the text. However, if you are trying to delete in the middle of text you have already entered, it is more useful to be able to position the cursor at the beginning of what you want to delete and have characters disappear from the right. The latter type of delete is called an *editing* delete, and it is available on some word processors as a separate key and on others as a switchable option replacing the typing delete.

Most word processors have some kind of *insert mode*. This allows you to continuously insert text at any point. The commands for entering and exiting insert mode should be both easy to remember and easy to execute. There



should also be some indication, such as a different cursor or a lighted letter in the status line.

A word processor should be able to operate on large blocks of text as well as on smaller blocks, such as words, sentences, and screen lines. Block operations include delete, transfer, and copy. Ideally, these should all operate in a similar fashion by marking the beginning and end of the block followed by the new position (if applicable). For word-delete you should be able to position the cursor anywhere within the word, and for sentence-delete the program should delete from the cursor position to the next period.

Search and Search-and-Replace

If these features work properly and easily, they can be the most powerful parts of a word processor. Since these are similar functions, the commands should be nearly identical. A *search* command can help you to find a particular place in your document by specifying a group of characters (usually a word, but not necessarily) called the *search pattern*. With *search-and-replace* you specify an additional *replace pattern*, which is substituted for the search pattern. It is useful if you have consistently misspelled a word or if you want to change a title. Search-and-replace should have a selective option so you can (if you want) change only certain occurrences of your search pattern. When your document is too large to be held in memory at one time, there should be some way to make the search-and-replace operate on the whole document (called *global operation*), rather than just what is in memory (called *local operation*). For both commands it should be convenient to repeat the search from a new point.

Additional useful options are *ignore-case* and *wild-card* characters. Ignore-case will find every occurrence of a pattern, regardless of which letters in it are capitalized. Wild-card characters (usually a '?' or a '*') are ones you include in the search pattern that will match *any* character in that position. Some word processors allow more than one search or search-and-replace to take place on a pass through the text; others allow you to search backwards, as well as forwards.

Printouts

This is the moment of truth — the true test of your word processor. If it

falls short here, all the other fancy features aren't worth much. If your word processor is the type that doesn't automatically format the text on the screen, then it should have some sort of *output-to-video* function. This will save you a lot of paper. If the 'printout' doesn't look right, you can just make the appropriate changes in the format specifications and try again. In addition, you should be able to interrupt the hard-copy output without turning off the computer or losing the text, and you should be able to resume the output where you left off. If the document you are printing occupies more than one file on the disk, you should be able to print it all at once, using the same output parameters, with a single *global print* command. Additional useful options are multiple copies, page numbering, headings, footers, single/double spacing, and pauses for feeding single sheets.

Manual

Without good documentation, a program's value is diminished considerably. A manual for a complicated program like a word processor should serve two important functions. It should teach you the essentials of operating it and it should serve as a reference. A tutorial or series of lessons is valuable, but this should be a separate section. The reference part should give all the facts, clearly and concisely, with examples. There should be an index as well as reference tables and a table of contents.

Form Letters and Variable Data

Many word processors allow you to define a number of frequently used words or phrases and enter them at any place in your text with only a few keystrokes. It is also useful to be able to append or insert whole paragraphs directly from disk.

Form letters are another feature of many word processors. Using the word processor you construct your letter leaving markers at the points where you want to insert variable phrases. Using a list you construct either with the word processor or with an additional program, the program fills in the data at the marker positions and prints out each letter with a different set of data. Some word processors have the ability to construct the list built in while others require the use of a

separate program included on the master disk, and still others require you to purchase an additional program. Some word processors can use files created by particular commercial database management programs. Also, you can usually construct your own list with a simple BASIC program. Some word processors allow distinction among the fill points. With this feature you could, for instance, use the last name from the address block in the salutation without repeating it in your list. If you anticipate using your word processor to do form letters, see if it can do what you want it to do in this area.


Equipment Compatibility

Does the word processor work with your equipment, particularly your printer? If you are anticipating buying an additional or replacement printer, does it work with that? If your printer can do fancy things like elongated type, compressed type, subscripts, superscripts, italics, bold face, overstriking, underlining, special characters, etc., does the word processor you're considering support these features? Many word processors support only a few of these features directly, but they have a user-definable character feature that will allow you to use them — with a bit more trouble.

Additional Features

A dictionary program can process your text, pointing out potential spelling errors. Most allow you to add new words to the dictionary as you go along. This is not an essential feature, but if you do a lot of word processing and you aren't a former 6th grade spelling bee champion, then you might find a dictionary program handy. A few word processors have such a program built in or on the master disk. Most require an additional purchase, either from the word processor manufacturer or from a separate company.

If your computer has a color display, then there should be some means of changing the colors of the characters and background. Certain color combinations are better for readability, for minimizing interference effects, or for use with a black-and-white monitor.



Word Processing on Your Apple

by Phil Daley




Can the standard Apple be used as a reasonable word processing station? Since there are so many different word processing programs on the market, how can you decide which software to buy? Do you need special hardware to run certain programs? This article will help to answer these questions.

In any review of a lot of different products, remember that it would be impossible to cover every possible software package, trying every possible combination of commands, especially for the Apple. I used during the normal day-to-day routine several of the most popular and some of the newer word processors for the Apple currently available.

I wrote a letter to most of the currently advertising word processing manufacturers requesting a demo program. Those who responded are included in this article.

(Continued on next page)



defining frequently used sets of characters such as printer codes, and a very powerful word processing language. This is probably the least understood part of Apple Writer and its best feature. Unfortunately, it requires learning what is essentially a mini-language to get the most benefit from it. It can do form letters with a mailing list, report creation, automatic replacement over several files, and automatic print of several documents.

In spite of its faults, Apple Writer is a very good, uncrashable word processing program, which is inexpensive and powerful. If you can put up with the screen display limitations, it is the best buy.

Write Away — An Advanced Word Processor

Midwest Software Associates, P.O. Box 301; St. Ann, MO 63074

Formerly Word Processor II, this new release has a full free replacement warranty and is on an unprotected disk so that you can make your own backups. The program is recorded on both sides of the disk in case of a blemished disk. It also includes "The DOS Enhancer" for extra fast loading. In addition to creating standard text files, Write Away can read random access files and has conversion utilities for several of the most popular data base programs so that they can be used for mailing lists.

Write Away is an extremely versatile, very powerful word processor with a wide range of applications. It automatically recognizes which 80-column card you have, if you have one, and properly configures itself. In addition to all the standard commands,

it includes a logical operator/conditional text feature for advanced form letter structuring. The screen display is good with a minimum of status line distraction. The cursor jumps from the command line to the text and back, depending on the current mode. I found the reference card to be too terse and needed the full documentation to explain several features. The 175-page book is well written and logically indexed for reference.

Unfortunately, with this much complexity comes a drawback. The command line entries are usually several characters in length and would require a lot of use to become familiar enough to do without looking each one up. I could not get the program to rejustify the screen for reset margins. The program has a screen dump to preview a printout, and this is only marginally better than seeing the printout on paper.

The Word Handler II — A Simple Text Editor

Silicon Valley Systems, Inc.; 1625 El Camino Real, Suite 4; Belmont, CA 94002

Here is an easy-to-use, simplified word processor that comes on a copy-protected disk and creates non-standard text files. The 66-page documentation is somewhat brief, but since the commands are not too complicated, it is probably sufficient. There is a postcard-size reference sheet with most commands summarized. It also tells how to reset the printer parameters, something I couldn't find in the book.

Word Handler uses the high-resolution graphics screen for display eliminating the need for an 80-column card or lower-case adapter. Unfortunately, the 66-column mode is fairly illegible and the 40-column mode, while excellent in legibility, is no better than the Apple Writer display, and a good deal slower. In addition to not seeing what will be printed, the display includes paragraph numbering and end-of-file markers that clutter up the display. The status line is quite uninformative except for the prompting for different modes.

The display does have one nice feature: underlining, bold-face, sub- and super-scripting are done on-screen and make a nice looking display. In addition to normal word processing commands, Word Handler has a keyboard

fill letter capability. It can be combined with List Handler for a mailing list.

Pie Writer — Word Processing System
Hayden Software; 50 Essex St.;
Rochelle Park, NJ 07662

This is a reincarnation of Apple Pie 2.0 with all of the bugs removed. The 164 pages of documentation are well written and clearly explain all functions. There is a sparse index and a complete reference card (so complete that the only time you need the book is if you don't understand how a command works). The reference card is necessary since there is very little information displayed on the screen. The program is unprotected and can work with standard text files.

The edit display includes an annoying outline of the displayed page using dashes and exclamation points, with pluses for tab stops. This is the only word processor besides Word Star that allows typing beyond the 80th column. The editor is very line-oriented — the screen display, even though I have an 80-column version, does not wrap unless a special command is given. There is no provision for setting the left and right margins on the screen. The text can't be rejustified on the screen to see what the document looks like.

There is a noticeable delay while changing from "Edit" to "Format" (the formatting program which actually does the printing, to either screen or printer, using embedded printer commands). Also, the system disk must be in the default drive in order to switch programs. Either every text disk must have a copy of Pie on it, or you need two drives.



The 80-column version used the Smarterm and worked quickly with scrolling and cursor movement. The 40-column version allows lower-case adapters and shift key modifications. In the 40-column mode, the word wrap is not too useful as the printout will exceed that length in most cases.

The keyboard function keys are designed in logical groupings of cursor and scroll movements, character and word movement, find and replace, etc. Unfortunately, this means that the key letters have nothing to do with the function and are therefore hard to learn. Also, the forward key doesn't move the cursor forward, and the backward key, while it does move the cursor backwards, deletes letters as it goes.

While Pie is a good line-oriented word processor and is copyable, it is hard to learn, and does not display what will be printed.

ScreenWriter — A Professional Word Processing System

On-Line Systems; 36575 Mudge Ranch Road; Coarsegold, CA 93614

This is a full-featured word processor that doesn't recognize any hardware modifications to the Apple, except the shift key mod. It prints upper/lower case letters on the hi-res screen. In 40-column mode it is the best implementation of this that I have seen. The letters are clear and the scrolling/line movement smooth and fast. In 70-column mode, while the scrolling is still fast, if you have any dexterity at all, you will type quite a distance ahead of the program. It appears to have about a 120-character

type-ahead buffer, but you don't have to be very fast to overflow it. The letters are fairly illegible on the 70-column screen, and I wouldn't want to have to work with it for very long. The program prints carriage returns on the screen, the tab stops work similarly to Apple Writer, and it is difficult to view columnar material.

The documentation is well written, including a 187-page reference manual with complete index and two quick reference cards, one for the most generally used functions and the other very complete. You also receive two protected master diskettes.

The program is in two pieces, which requires on-line master disk unless you have a RAM card. In this case the printer program is loaded there so that you can call it without disk access. The printer program uses imbedded printer commands for margins, justification, etc., so that on-screen display is not indicative of the final result.

In addition to all the standard functions, Screen Writer will do print spooling with certain interface/printer combinations, indexing, headers and footers, macros, form letters, and memory extension with your disk drive for super-large documents — up to 65,000 characters.


On-Line Systems also sells a data base, The General Manager, and a spelling checker, The Dictionary separately.

Zardax — Word Processor

Computer Solutions; P.O. Box 397; Mt. Gravatt, Q4122; Australia

This sophisticated word processor is versatile and adapts to most hardware configurations. If you don't have any lower-case modification, it uses a clear, fast high-resolution, 40-column mode. It recognizes most 80-column cards and utilizes a RAM card if one is available. Maximum file size increases proportionately with this additional hardware.

Zardax comes with two copy-protected disks, a 194-page user manual and a double-size complete reference card which must be removed from the manual. The documentation is excellent and clearly written for a novice user. A shift key modification is included that uses a DIP socket for an IC so that the game port can still be used for paddles. The SETUP configuration program cleverly determines what



type of shift modification you have, allowing great flexibility in this area.

The 40-column mode, of course, doesn't display the final output; however, neither does the 80-column mode. In fact, Zardax doesn't do word wrap, its major flaw from my view. It does have the easiest document preview of the group. By typing "ESCape V", the document is scrolled on the screen with the printers parameters in force, where possible.

In addition to all the standard word processing functions, which use common names for easy remembering, Zardax will do headers and footers, conditional pages, single, double, and one and one-half spacing, sub- and superscripts, underlining (on-screen for 40-mode), and multiple document printing, either on-screen or on the printer. Zardax is very good except for the lack of on-screen formatting.

WordStar — Version 3.01P

MicroPro International Corp.; 1299 4th Street; San Rafael, CA 94901

WordStar is the Mercedes of the word processing industry. If you do a lot of word processing, you can't afford not to have it. If you only do a little word processing, you probably can't justify its price. At the Applefest in Boston, WordStar was being bundled with a free PCPI Appli-Card, a Z-80 board with 64K on-board RAM, making it a much better buy. It recognizes most 80-columns cards and a 16K RAM card is advised with a regular Z-80 card.

In addition to the mammoth reference manual, over 200 8 1/2 x 11 pages, you receive a Training Guide of 75 pages, a complete command card, and a copyable program disk. The documentation is the most complete I

(Continued on page 119)







Word Processing

with

Apple



Pascal



by Richard Marmon and Donna Marmon

The Apple Pascal Language System Editor, while very powerful, falls short of providing full word-processing capabilities. This article describes a program you can add to your system to supply the missing features.

The Apple Pascal Editor, Version 1.1, provides many features normally associated with word processing. In addition to being a powerful text editor with many text modification commands available, it provides several formatting features like upper/lower-case capability, line centering, margins, paragraph indentation, and word wrap.

If you have tried to use the Editor for word processing, however, you've probably been frustrated by its limitations. Unfortunately, the Editor cannot provide a number of the capabilities that are absolutely essential for letter and document production. It cannot do paging, page numbering, or titling, for example. Also it cannot do right justification of text for that neat professional look or underlining for emphasis. Even something as simple as double-spaced printing is impossible.

But the most serious limitation of

the Pascal Editor is its refusal to allow you to embed control characters and escape-character sequences in your text. This completely prohibits you from utilizing the power and flexibility of today's modern printers. The Epson MX-80 with Graftrax, for instance, has a total of 24 different typestyles. But the Editor doesn't allow you to change typestyles in the middle of a document, so the full power of this printer is lost. About the best you can do with the Editor alone is to set your printer to the single typeface in which you want your whole document printed, and use the Transfer command of the Filer to print your Editor file. Still, the Editor is useful for text editing. It seems a shame to spend nearly \$100 to buy a word processor that overcomes the Editor's limitations but also provides all of the same features your Editor already has.

With PFORM, you can produce attractive documents using the Apple Pascal System. PFORM overcomes the Editor's limitations mentioned earlier and gives you full access to the flexibility of your printer. Combined with the Pascal Editor, PFORM gives you a word processor that is suitable for

many document-production applications. The program operates with simple commands you insert in your Editor file. Then, instead of using the Filer to print your file, you use PFORM to print it. As an example, figure 1 is a sample of normal Editor text printed with the Filer. Figure 2 shows what can be done with PFORM. The printer we used is the Epson MX-80 with Graftrax, but any printer may be used with the program.

Preparing Your Text File

PFORM recognizes various command sequences embedded in your Editor file. To prepare a file for PFORM, simply enter your text as usual using the Editor. In addition, enter the command sequences described below into your file to obtain the formatting features you want. When you're done, save this file using any name you want; this is the file PFORM will use to print your document.

PFORM Command Sequences

Unless otherwise noted, these command sequences may be entered anywhere in a line or on a line by themselves. Figure 3 is a Filer print of the Editor text, which PFORM used to print the text shown in figure 2. Use it as a guide to preparing text for PFORM.

%P — *Page Eject*: The printer goes to top of form after the line in which the %P appears is printed.

(Continued on page 33)

Word Processing
requires:
Apple II with Pascal Language System

PASCAL DISK UTILITY

PDQ is a Pascal Disk utility that allows you to do almost anything to any Pascal program—examine, change, modify, assemble and disassemble.

The PDQ Editor will let you read and change any information on a disk, or in memory, byte by byte. Its Mapper is an extraordinary tool, as it will show you in detail all the information in the codefile... yours or in other Pascal programs. The Disassembler lets you see how the compiler implements Pascal statements. It does this by taking the p-code produced by the compiler (or our assembler) and produces a mnemonic source listing of the code. In addition, if it encounters 6502 code it will automatically start disassembling 6502 machine language. PDQ's P-code Assembler converts those p-code mnemonics and pseudo-ops into p-code... and

makes it easy for you to start writing your own p-code programs.

If you're into Pascal, PDQ lets you really get into Pascal... in ways you never dreamed of. \$49.95.

B-FAST

B-FAST (short for Btree File Accessing and Sorting Technique) is a file indexing utility designed in Pascal, for Pascal. Which means it is compact and extremely fast.

B-FAST provides up to 10 active Btrees, with up to 32,000 items per Btree! Yet, it can retrieve any record in under one second. And whenever required, it will automatically do a generic search to locate the equal or next higher record. To make it

even more useful B-FAST allows you to go forward or backward through a Btree, or to its start or end. And if you "overstuff" a particular Btree and it explodes, there's no need to worry, we've included a special Recover program that saves the day and the data! There's a lot more utility to B-FAST, and it's all explained in the comprehensive and conversational documentation. \$49.95.

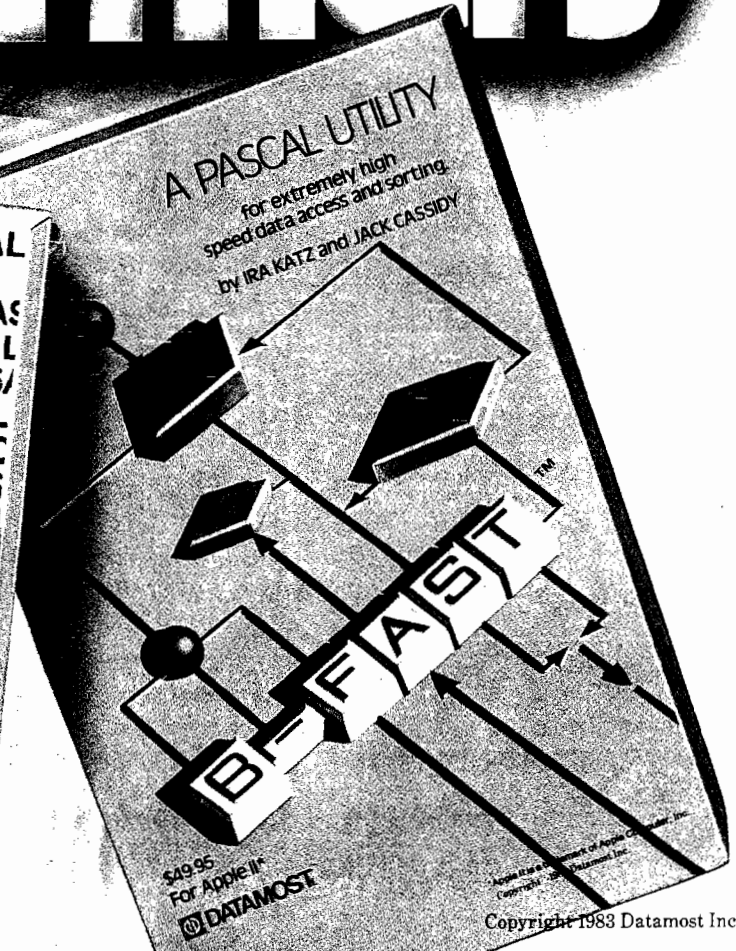
The very fact that you're into Pascal puts you a step ahead of the regular Apple II or II+* user. Now... here are 2 software utilities to put you many steps ahead in Pascal programming.

These are our Quick 'n Change artists—one to tremendously enhance the speed of file accessing and sorting, and the other to let you get inside and change or modify Pascal programs byte by byte.

DATAMOST

8943 Fullbright Ave., Chatsworth, CA 91311
(213) 709-1202

2 New Pascal Performers



*Apple II, II+ are trademarks of Apple Computer, Inc.

VISA/MASTERCARD accepted. \$2.00 shipping/handling charge. (California residents add 6 1/2% sales tax.)

T.A.C.

Tactical Armor Combat

One last tug to the helmet strap—a reassuring glance at the line of powerful steel monsters and you know all is ready. From your command hatch you raise your hand and order "forward"! The air suddenly fills with the roar of engines and the rumble of treads, as the mighty dreadnaughts of the land start forward. You command a team of your country's finest armored vehicles in a mission to search and destroy the enemy.

T.A.C. is a game of World War II tactical armored combat. You pick a nation (from among the four major combatants—Britain, U.S.A., Germany and Russia). You build a combat team from their most powerful tanks, assault guns and tank destroyers. You command the team you've created in major operations against like forces of the enemy.

All the famous vehicles of the second world war are here—Tigers, Panthers, Shermans and JS II's; Jagdpanthers, SU-152's, Fireflies and T-34's, just to name a few. They have all been thoroughly researched and their important features programmed into the game. Each vehicle is distinguished by such elements as armor thickness (rear and flanks as well as front), fire power, speed, acceleration and gun traverse. Even minor points like fuel tank location can be critical.

The computer handles all the technical details. This lets you concentrate on making the same kinds of decisions the real-life tank commanders made. You search for the enemy, set your speed, aim your gun and knock out the enemy. The computer will handle all the rest.

Features

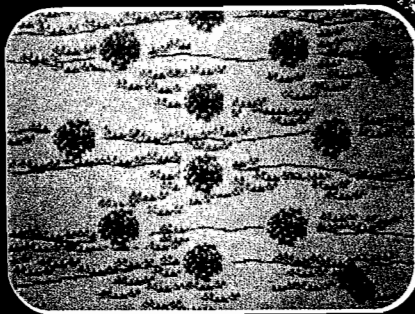
- 12 different scenarios to play, including the original play and a "medium" game with the computer mediator.
- The most important armored vehicles of Britain, Russia, U.S.A. and Germany are available to command—40 tanks!
- Choose from five different scenarios to play. Actions range from open meeting engagements to assaults against prepared positions.
- You pick the sides. You choose the weapons. A simple purchasing system has been provided to let you "buy" what you want in balance with your opponent.
- The results of combat are determined by the computer. It factors such critical elements as range, armor thickness (front, rear and flanks), tracking time, the speed and maneuvers of both the firing and target units, visibility and weapon adjustment to determine weapon accuracy.
- Special options include hidden movement, improved positions, smoke mortars, minefields, close assaults, overruns and indirect fire.

T.A.C. on diskette retails for \$40.00 and can be played on the following computers: Apple® II's with 48K (Mockingboard™ Sound Enhanced!), Atari's® with 48K, Commodore® & IBM® versions coming this fall.


BY RALPH BOSSON

® Trademarks of Apple Computers, Warner Communications, Commodore and International Business Machines.

Tactical Level



Strategic Level



Available at finer computer stores everywhere.

Or call TOLL FREE: 1 (800) 638-9292 for fast credit card purchase. Price: \$40. Ask for Operator M.



microcomputer games®

A DIVISION OF

The Avalon Hill Game Company

4517 Harford Road • Baltimore, MD 21214



%Tcharacter string — *Title Set*: The character string following the %T will be used as a title on all page headers or footers following the command. A title is never printed on page 1. If the page number is printed on the bottom of the page, then the title is printed on the top and *vice versa*. More than one %T command can be used in a document to produce section headings. This command must appear on a line by itself.

%R — *Right Justification On*: All subsequent text is space-filled to the right margin.

%N — *Right Justification Off*: Space-filling to the right margin is turned off for all subsequent text.

%U — *Underlining On*: All subsequent text is underlined.

%V — *Underlining Off*: Underlining for all subsequent text is turned off. If this command is not given by the end of line, it will be terminated then.

!character string! — *Escape Sequence*: An escape character is sent to the printer, followed by the characters in the character string up to the next ! character. If there is not another ! by the end of line, the command is terminated then. The action of this command varies according to the printer, but typically it is used to change typesyles.

?character string? — *Control Sequence*: All characters in the character string are turned into control characters and sent to the printer. The action of a control character on the printer varies according to the printer, but generally it is used to change type size or style. The command is terminated by a ? or end of line.

%X — *Command Sequence Recognition Off*: All subsequent command sequences are not recognized as such, except the %Z command, which is always recognized. This command is used for special-purpose documents, such as program listings or this article, where the command sequences are part of the text to be printed.

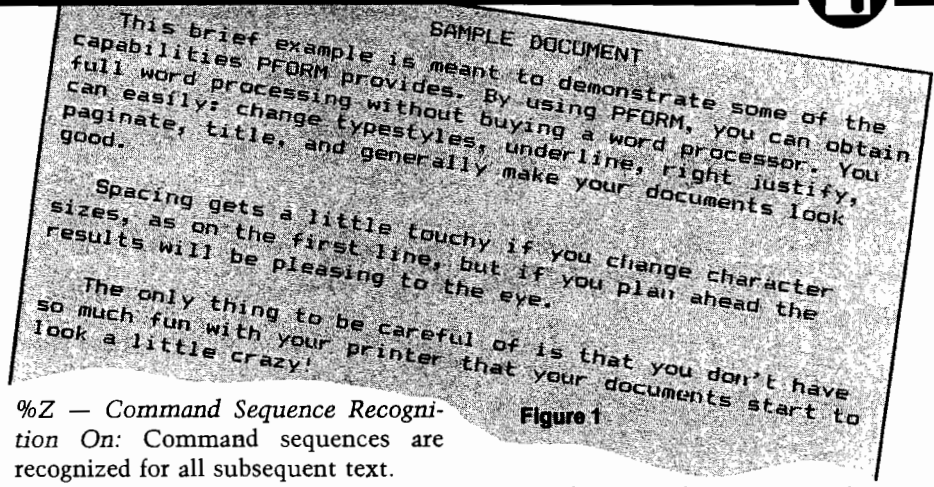


Figure 1

%Z — *Command Sequence Recognition On*: Command sequences are recognized for all subsequent text.

If the command characters (percent, question mark, and exclamation point) are followed by a space in the text, they will not be recognized as commands. In addition, if the percent symbol is followed by anything except P, T, R, N, U, V, X, or Z, those characters will not be recognized as commands. This facilitates normal text use of these symbols. The default conditions at the beginning of any new document are as follows: no title, right justification off, underlining off, and command sequence recognition on.

Executing the Program

After you've entered and compiled PFORM, Xecute it; the program will be read from disk and executed. You will be asked the following questions. (Before answering any of them, make sure the disk containing the text file you want to print is inserted in any disk drive.)

FILE NAME TO PRINT? — Type the full file name including the volume name and extension. If you make a mistake, a beep will sound and you will be asked the question again.

SPACING (S OR D)? — Type S for single spacing or D for double spacing.

RIGHT MARGIN? — Type the column number you wish to be your right margin. Normally, this will be the same one you used to create your document using the Editor. This is used for right justification.

LINES PER PAGE? — type the number of lines you wish to see printed per page.

PAGE NUMBERS (T, B, OR N)? — Type T for top page numbers, B for bottom

page numbers, or N for no page numbers.

STARTING PAGE NUMBER? — You will see this question only if you answered T or B to the previous question. Type the beginning number you want in your page-numbering scheme. If you type anything other than 1, that number will appear on the very first page printed. If you type 1, the first page will not be numbered but all other pages will be, starting with 2. This capability enables you to print documents longer than the Editor capacity.

NUMBER OF COPIES? — Type the number of copies of this document you wish printed.

Program Operation

Following the question/answer sequence, your text file will be read from disk and printed according to the answers you gave to the questions and the PFORM commands embedded in your text. The printing is somewhat slow due to the processing involved, but the results are worth the wait. After all copies have been printed you are asked PRINT ANOTHER FILE? Type Y to start the question sequence again; type N to end the program.

PFORM Logic Description

The main program consists of five embedded repeat loops — one executing for each document, copy, page, line, and character of your text. The document loop is controlled by the variable TURNOFF. It starts by opening the printer, setting the page number to the default of 1, and executing the question/answer sequence. The copies loop then begins, controlled by the variable NCOPY. This loop sets the default conditions for the document and then falls into the page loop. The

(Continued on next page)



SAMPLE DOCUMENT

This brief example is meant to demonstrate some of the capabilities PFORM provides. By using PFORM, you can get full word processing without buying a word processor. You can easily: change typesyles, underline, right justify, paginate, title, and generally make your documents look good.

Spacing gets a little touchy if you change character sizes, as on the first line, but if you plan ahead the results will be pleasing to the eye.

The only thing to be careful of is that you don't have so much fun with your printer that your documents start to look a little crazy!

Figure 2

page loop, controlled by the end-of-file condition, sets the line count to zero, prints the page number or title if necessary, and falls into the line loop. Controlled by the variable LINCNT, the line loop initializes some variables and reads a line of text.

The character loop, controlled by I (the index of the character being looked at), then begins. Each character is examined. If the character is not the beginning of a PFORM command, it is put into the output string; otherwise the appropriate procedure handling the command is executed. When a text character is placed into the output buffer, underlining characters follow it if appropriate. When all characters of the line have been looked at, the character loop ends. Right justification of the output line is performed if necessary and the line is printed. Then the line count is incremented. If the eject command appeared in the line, the printer spaces to the bottom of the page. When all lines of the page have been printed, the line loop ends. The page number or title is printed if necessary, and a form feed is sent to the printer.

When the whole file has been printed, the page loop ends. The printer is sent a form feed, the screen is cleared, NCOPY is decremented, and the text file is closed. It is reopened if another copy is to be printed. When all copies have been printed, you are asked PRINT ANOTHER FILE? Y continues the document loop, N ends it. When the document loop ends, the printer is closed, the screen is cleared, and the program ends.

The INITSEQ procedure conducts the initial question/answer sequence and sets variables based on the answers. The RECON procedure sets the command sequence recognition indicator on and bumps the input pointer over the command. The RECOFF command sets the command sequence

recognition indicator off and bumps the input pointer over the command.

The SEJECT procedure sets the page eject indicator on and bumps the input pointer over the command. The RJON procedure sets the right justification indicator on and bumps the input pointer over the command. The RJOFF procedure sets the right justification indicator off and bumps the input pointer over the command. The SUON procedure sets the underlining indicator on and bumps the input pointer over the command. The SUOFF procedure sets the underlining indicator off and bumps the input pointer over the command.

The SESC procedure puts an escape character into the output buffer followed by all characters in the input buffer up to the next ! or end of line. The input and output pointers are bumped appropriately. The SCONTR procedure turns all characters between the first question mark delimiter and the next one (or end of line) into control characters by subtracting 64 from the ASCII value of each and puts them in the output buffer. The input and output pointers are bumped appropriately. The USEQ procedure puts a backspace character followed by an underline character into the output buffer. The output pointer is then bumped by two. The ESEQ procedure skips to the bottom of a page by printing the correct number of blank lines. The STITLE

procedure puts all characters after the command sequence and up to the end of the line into TSTRING, which is then used as the title for all subsequent headers or footers.

The PPRINT procedure prints the page number either preceded or followed by two blank lines, depending on whether the number is printed at the bottom or top of the page. The line count is then bumped by three. The TPRINT procedure prints the characters in TSTRING either preceded or followed by two blank lines, depending on whether a footer or a header is being printed. The line count is then bumped by three. The RJUST procedure right fills the output line before it is printed. As characters are put in the output buffer in the main program, COUNT accumulates how many have gone in exclusive of control, escape, and underlining sequences. The number of spaces needed to fill to the right margin is computed and the spaces are then inserted evenly between the words in the line. The last line of a paragraph is sensed by a period at the end of the line and at least nine spaces needed to be inserted. Such a line is not right justified.

Summary

You'll need some practice in order to familiarize yourself with all the features the program provides and to get used to inserting the proper command sequences in your Editor text. However, in no time at all you will have professional looking documents that use all the features your printer has to offer. We've found that PFORM provides all the features we need in our work; we hope you'll have the same experience. And you can't beat the price!

You may contact the authors at
1118 Michelle Pkwy., Papillion, NE 68046

(Listings begin on page 36)

!E!!G! ?N?SAMPLe DOCUMENT?T?!H!
 %RThis brief example is meant to demonstrate some of the capabilities PFORM provides. By using PFORM, you can get full word processing without buying a word processor. You can easily: change !4!types!yles!5!, %Underline%V, right justify, paginate, title, and generally make your documents look good.
 Spacing gets a little touchy if you change character sizes, as on the first line, but if you plan ahead the results will be pleasing to the eye.
 The only thing to be careful of is that you don't have so much fun with your printer that your documents start to look a little crazy! ?RT?!H!!E!
 %N!F!!G!!S!look!T! a !P!!ittle!Q! ?ON?crazy! ?RT?!H!!E!

Figure 3



ADVENTURE. THE KEY IS YOUR COMPUTER

ADVENTURE PACK I

(3 programs)

Jack and the Beanstalk Defeat the Giant in your quest for his Golden Hen.

Computer Adventure Re-live the "excitement" of getting your computer. An adventure with a very different flavor.

Moon Base Alpha You must find a way to destroy the meteor that is racing towards your base, or else all moon colonies will be demolished!

Available for VIC-20 and COMMODORE 64
PLAYED WITH KEYBOARD

\$19.95

ADVENTURE PACK II

(3 programs)

African Escape As the sole survivor of a plane crash, you must find your way out of the dark continent.

Hospital Adventure You are a spy whose mission is to complete the bungled assassination attempt on the evil dictator, who is recuperating in the hospital under heavy guard.

Bomb Threat Get back to town to warn the authorities of the bomb planted by the terrorists who left you prisoner at their hideout.

Available for VIC 20 and COMMODORE 64
PLAYED WITH KEYBOARD

\$19.95

KONGO KONG

Climb ladders, avoid the barrels the crazy ape is rolling at you, and rescue the damsel. Fast machine code action.

Available for VIC-20 and COMMODORE 64
PLAYED WITH JOYSTICK OR KEYBOARD

\$19.95



GRAVE ROBBERS

Introducing the first GRAPHIC ADVENTURE ever available on the VIC-20! With realistic audio-visual effects, you explore an old deserted graveyard and actually see the perils that lie beyond.

Available for VIC-20 and COMMODORE 64
PLAYED WITH KEYBOARD

\$14.95



ANNIHILATOR

Defend your planet against the hostile aliens. All machine code makes this "Defender-like" program one of our best arcade games.

Available for VIC-20 and COMMODORE 64
PLAYED WITH JOYSTICK

\$19.95



CHOMPER MAN

High speed machine action. Don't let the bullies catch you in a game packed full of machine code.

Available for COMMODORE 64
PLAYED WITH JOYSTICK OR KEYBOARD

\$19.95

Programs for the
VIC-20 and the
COMMODORE 64

VICTORY
SOFTWARE®

VICTORY SOFTWARE INC.
7 Valley Brook Road, Pottli, PA 19301
(215) 296-3787

Check your local dealer or order directly.
ORDERING We accept personal checks, money orders, VISA, and MASTER-CHARGE. Charge orders please include number and expiration date. Overseas orders please use charge or have check payable through a U.S. bank. Add \$1.50 postage and handling per order. PA residents please add 6% sales tax.

All programs fit in standard memory. All programs are on cassette tape.





PFORM Program Listing

```
{SI-}
{$R-}
PROGRAM PFORM;
{This program performs print formatting of}
{a PASCAL Editor File. This program along}
{with the editor provides the features}
{of a full Word Processor. It does not}
{duplicate features already available in}
{the PASCAL text editor.}

VAR FNAME,PG:STRING;
    FBUF,PBUF,TSTRING:STRING[255];
    DFILE:TEXT;
    SPACE,PTYPE,ANSWER:CHAR;
    TNUM,COUNT,PLIN,LINES,PNUM,NCOPY,LINCNT,I,J,K,LCHARS:INTEGER;
    RECOG,EX,TURNOFF,TITLE,EJECT,ULIN,RJ:BOOLEAN;
    PRTR:INTERACTIVE;

PROCEDURE INITSEQ;
{THIS ROUTINE CONDUCTS THE INITIAL QUESTION-ANSWER SEQUENCE}
BEGIN
    PAGE(OUTPUT);
    WRITE('FILE NAME TO PRINT? ');
    READLN(FNAME);
    RESET(DFILE,FNAME);
    WHILE IORESULT>0 DO
        BEGIN
            WRITE(CHR(7),'FILE NAME TO PRINT? ');
            READLN(FNAME);
            RESET(DFILE,FNAME);
        END;
    WRITE('SPACING (S OR D)? ');
    READLN(SPACE);
    WRITE('RIGHT MARGIN? ');
    READLN(LCHARS);
    WRITE('LINES PER PAGE? ');
    READLN(LINES);
    WRITE('PAGE NUMBERS (T,B, OR N)? ');
    READLN(PTYPE);
    IF PTYPE <> 'N' THEN
        BEGIN
            WRITE('STARTING PAGE NUMBER? ');
            READLN(TNUM);
            LINES:=LINES-3;
        END;
    WRITE('NUMBER OF COPIES? ');
    READLN(NCOPY);
END;

PROCEDURE RECON;
{THIS PROCEDURE SETS THE %?! RECOGNITION INDICATOR ON}
BEGIN
    EX:=TRUE;
    RECOG:=TRUE;
    I:=I+2;
END;

PROCEDURE RECOFF;
{THIS PROCEDURE SETS THE %?! RECOGNITION INDICATOR OFF}
BEGIN
    EX:=TRUE;
    RECOG:=FALSE;
    I:=I+2;
END;

PROCEDURE SEJECT;
{SETS THE PAGE EJECT INDICATOR TRUE}
BEGIN
    EX:=TRUE;
    EJECT:=TRUE;
    I:=I+2;
END;

PROCEDURE RJON;
{SETS THE RIGHT JUSTIFICATION INDICATOR ON}
BEGIN
    EX:=TRUE;
    RJ:=TRUE;
    I:=I+2;
END;

PROCEDURE RJOFF;
{SETS THE RIGHT JUSTIFICATION INDICATOR OFF}
BEGIN
    EX:=TRUE;
    RJ:=FALSE;
```

(continued)

PFORM Program Listing (continued)

```
I:=I+2;
END;

PROCEDURE SUON;
{SETS THE UNDERLINING INDICATOR ON}
BEGIN
    EX:=TRUE;
    ULIN:=TRUE;
    I:=I+2;
END;

PROCEDURE SUOFF;
{SETS THE UNDERLINING INDICATOR OFF}
BEGIN
    EX:=TRUE;
    ULIN:=FALSE;
    I:=I+2;
END;

PROCEDURE SESC;
{PUTS AN ESCAPE CHARACTER IN PBUF FOLLOWED BY ALL}
{CHARACTERS UP TO THE NEXT ! OR END OF LINE}
BEGIN
    EX:=TRUE;
    I:=I+1; PBUF:=CONCAT(PBUF,' '); PBUF[J]:=CHR(27); J:=J+1;
    REPEAT
        PBUF:=CONCAT(PBUF,' ');
        PBUF[J]:=FBUF[I];
        I:=I+1;
        J:=J+1;
    UNTIL (I>LENGTH(FBUF)) OR (FBUF[I]='!');
    I:=I+1;
END;

PROCEDURE SCONTR;
{TURNS ALL CHARACTERS UP TO THE NEXT ? OR END OF LINE}
{INTO CONTROL CHARACTERS BY SUBTRACTING 64 , AND}
{PUTS THEM IN PBUF}
BEGIN
    EX:=TRUE;
    I:=I+1;
    REPEAT
        PBUF:=CONCAT(PBUF,' ');
        PBUF[J]:=CHR(ORD(FBUF[I])-64);
        I:=I+1;
        J:=J+1;
    UNTIL (I>LENGTH(FBUF)) OR (FBUF[I]='?');
    I:=I+1;
END;

BEGIN {MAIN PROGRAM}
    TURNOFF:=FALSE;
    REPEAT {DOCUMENT LOOP}
        REWRITE(PRTR,'PRINTER:');
        TNUM:=1;
        INITSEQ;
        REPEAT {COPIES LOOP}
            RECOG:=TRUE;
            RJ:=FALSE; PNUM:=TNUM;
            TITLE:=FALSE; PLIN:=LINES;
            REPEAT {PAGE LOOP}
                LINCNT:=0;
                IF PNUM>1 THEN
                    BEGIN
                        IF PTYPE='T' THEN PPRINT
                        ELSE IF TITLE THEN TPRINT;
                    END;
                EJECT:=FALSE;
                REPEAT {LINE LOOP}
                    COUNT:=0;
                    FBUF:='';
                    PBUF:='';
                    ULIN:=FALSE;
                    READLN(DFILE,FBUF);
                    IF LENGTH(FBUF)=0 THEN FBUF:=CONCAT(FBUF,' ');
                    I:=1; J:=1;
                    REPEAT {CHARACTER LOOP}
                        EX:=FALSE;
                        IF I<LENGTH(FBUF) THEN
                            CASE FBUF[I] OF
                                '%': CASE FBUF[I+1] OF
                                    'P': IF RECOG THEN SEJECT;
                                    'T': IF RECOG THEN STITLE;
                                    'R': IF RECOG THEN RJON;
                                    'N': IF RECOG THEN RJOFF;
                                    'U': IF RECOG THEN SUON;
                                    'V': IF RECOG THEN SUOFF;
```

(continued)

PFORM Program Listing (continued)

```

        'X': IF RECOG THEN RECOFF;
        'Z': RECON;
    END;
    '!' : IF (FBUF[I+1]<>' ') AND (RECOG) THEN SESC;
    '?' : IF (FBUF[I+1]<>' ') AND (RECOG) THEN SCONTR;
    END;
    IF EX=FALSE THEN
    BEGIN
        PBUF:=CONCAT(PBUF, ' ');
        PBUF[J]:=FBUF[I];
        COUNT:=COUNT+1;
        J:=J+1;
        I:=I+1;
        IF ULIN THEN USEQ;
    END;
    UNTIL I>LENGTH(FBUF);
    IF RJ THEN RJUST;
    WRITELN(PRTR,PBUF);
    LINCNT:=LINCNT+1;
    IF SPACE='D' THEN
    BEGIN
        WRITELN(PRTR, ' ');
        LINCNT:=LINCNT+1;
    END;
    IF EJECT THEN ESEQ;
    IF EOF(DFILE) THEN ESEQ;
    UNTIL LINCNT=PLIN;
    IF (PTYPE='B') AND (PNUM>1) THEN PPRINT
    ELSE
        IF PNUM>1 THEN IF TITLE THEN TPRINT;
    PAGE(PRTR);
    IF PNUM=1 THEN PNUM:=2;
    UNTIL EOF(DFILE);
    PAGE(OUTPUT);
    PAGE(PRTR);
    NCOPY:=NCOPY-1;
    CLOSE(DFILE);
    IF NCOPY>0 THEN RESET(DFILE,FNAME);
    UNTIL NCOPY=0;
    WRITE('PRINT ANOTHER FILE? ');
    READLN(ANSWER);
    IF ANSWER='N' THEN TURNOFF:=TRUE;
    UNTIL TURNOFF=TRUE;
    CLOSE(PRTR);
    PAGE(OUTPUT);
    END.

    PROCEDURE USEQ;
    {PUTS A BACKSPACE CHARACTER FOLLOWED BY AN UNDERLINE}
    {CHARACTER INTO PBUF}
    BEGIN
        PBUF:=CONCAT(PBUF, ' ');
        PBUF[J]:=CHR(8);
        PBUF[J+1]:=CHR(95);
        J:=J+2;
    END;

    PROCEDURE ESEQ;
    {PRINTS BLANK LINES TO SPACE TO THE BOTTOM OF A PAGE}
    {WHERE A PAGE NUMBER OR TITLE MAY BE PRINTED}
    BEGIN
        WHILE LINCNT<PLIN DO
        BEGIN
            WRITELN(PRTR, ' ');
            LINCNT:=LINCNT+1;
        END;
    END;

    PROCEDURE STITLE;
    {PUTS CHARACTERS UP TO END OF LINE IN TSTRING AND}
    {SETS TITLE INDICATOR ON}
    BEGIN
        TSTRING:='';
        EX:=TRUE;
        I:=I+2; K:=1;
        REPEAT
            TSTRING:=CONCAT(TSTRING, ' ');
            TSTRING[K]:=FBUF[I];
            I:=I+1; K:=K+1;
        UNTIL I>LENGTH(FBUF);
        TITLE:=TRUE;
        PLIN:=PLIN-3;
    END;

    PROCEDURE PPRINT;
    {PRINTS PAGE NUMBER}
    VAR SPC,I:INTEGER;

```

(continued)

PFORM Program Listing (continued)

```

    BEGIN
        IF PTYPE='B' THEN
        BEGIN
            WRITELN(PRTR, ' ');
            WRITELN(PRTR, ' ');
        END;
        IF PNUM<100 THEN SPC:=40
        ELSE SPC:=39;
        FOR I:=1 TO SPC DO
            WRITE(PRTR, ' ');
            WRITELN(PRTR,PNUM);
            PNUM:=PNUM+1;
        IF PTYPE='T' THEN
        BEGIN
            WRITELN(PRTR, ' ');
            WRITELN(PRTR, ' ');
            LINCNT:=LINCNT+3;
        END;
    END;

    PROCEDURE TPRINT;
    {PRINTS TITLE}
    VAR I,SPC:INTEGER;
    BEGIN
        IF PTYPE='T' THEN
        BEGIN
            WRITELN(PRTR, ' ');
            WRITELN(PRTR, ' ');
        END;
        SPC:=(80-LENGTH(TSTRING)) DIV 2;
        FOR I:=1 TO SPC DO
            WRITE(PRTR, ' ');
        WRITELN(PRTR,TSTRING);
        IF PTYPE='B' THEN
        BEGIN
            WRITELN(PRTR, ' ');
            WRITELN(PRTR, ' ');
            LINCNT:=LINCNT+3;
        END;
    END;

    PROCEDURE RJUST;
    {PERFORMS RIGHT JUSTIFICATION OF PBUF}
    VAR I,SPC,NEED,BIDX,FACT,REM,LOOP:INTEGER;
    JSTRING1,JSTRING:STRING;
    BEGIN
        JSTRING:=''; JSTRING1:=' ';
        IF COUNT=0 THEN EXIT(RJUST);
        NEED:=LCHARS-COUNT; {CHAR. SPACES NEEDED}
        BIDX:=1; SPC:=0;
        WHILE (BIDX<LENGTH(FBUF)) AND (FBUF[BIDX]=' ') DO
            BIDX:=BIDX+1;
        IF BIDX=LENGTH(FBUF) THEN EXIT(RJUST);
        FOR I:=BIDX TO LENGTH(FBUF) DO
            IF FBUF[I]=' ' THEN SPC:=SPC+1;
        IF SPC=0 THEN EXIT(RJUST)
        ELSE IF (FBUF[LENGTH(FBUF)]='.') AND (LENGTH(FBUF)<LCHARS-9)
            THEN EXIT(RJUST);
        FACT:=NEED DIV SPC;
        REM:=NEED MOD SPC;
        I:=0;
        LOOP:=FACT;
        WHILE LOOP>0 DO
        BEGIN
            JSTRING:=CONCAT(JSTRING, ' ');
            I:=I+1;
            LOOP:=LOOP-1;
        END;
        I:=LENGTH(PBUF);
        REPEAT
            WHILE PBUF[I]<>' ' DO
                I:=I-1;
            INSERT(JSTRING,PBUF,I);
            I:=I-1;
            SPC:=SPC-1;
        UNTIL SPC=0;
        IF REM=0 THEN EXIT(RJUST);
        I:=BIDX;
        REPEAT
            WHILE PBUF[I]<>' ' DO
                I:=I+1;
            INSERT(JSTRING1,PBUF,I);
            I:=I+FACT+2;
            WHILE PBUF[I]=' ' DO
                I:=I+1;
            REM:=REM-1;
        UNTIL REM=0;
    END;

```

MICRO



Dvorak Keyboard for Your Computer

by John R. Raines

The standard typewriter/computer keyboard layout is inefficient. This article presents a computer program that allows experimentation with the Dvorak Simplified Keyboard, which is much faster for touch typists.

Over 100 years ago, when typewriters were relatively new inventions and before the shift key had been invented, Christopher Sholes was faced with a problem: the keys, which returned sluggishly from hitting the paper, would often get jammed if the typist went too fast. Christopher's solution to the problem was the "qwerty" keyboard (named after the upper left-hand key arrangement), and is not a truly efficient keyboard.

In 1932 Dr. August Dvorak patented a keyboard that was human-engineered to speed up typists. Most typing speed records are held by typists who use the Dvorak Simplified Keyboard. Typing time may be reduced by up to 75%.

Everyone, myself included, is disinclined to change from the keyboard that he/she knows and owns. But consider how many hours are spent typing in the course of a year nationwide. How much would the conversion of all of the keyboards cost? How many hours would be lost in the course of retraining? Studies done 20 years ago suggested that the payoff comes long before one year is out.

While the cost of conversion of one privately owned keyboard used to be high, it has fallen drastically in some examples of modular keyboard design. In many cases only a single ROM needs replacing. Newer computers aimed at an international market are often designed with redefinition of the keyboard in mind.

Why is the Dvorak keyboard so much better than qwerty? (The analysis presumes you will be entering something like English text.) The most commonly used letters should be on the 'home' row of keys. Typing is faster if letters struck by the left hand alternate with letters struck by the right. The arrangement of keys should take into account the relative strengths and coordination of the fingers. The Dvorak keyboard systematically follows these tenets while the qwerty keyboard (rather haphazardly) does the contrary.

Basically the Dvorak layout puts vowels on the home row for the left hand. The most common punctuation marks { ? , and . } are just above these keys and y is also in that row. Some of the less commonly used consonants fill out the left hand's duties. On the average the left hand does 45% of the total keystrokes, as opposed to 55% on



*Modified Dvorak Keyboard as implemented by these programs
(Modified so that existing key caps can be used)*

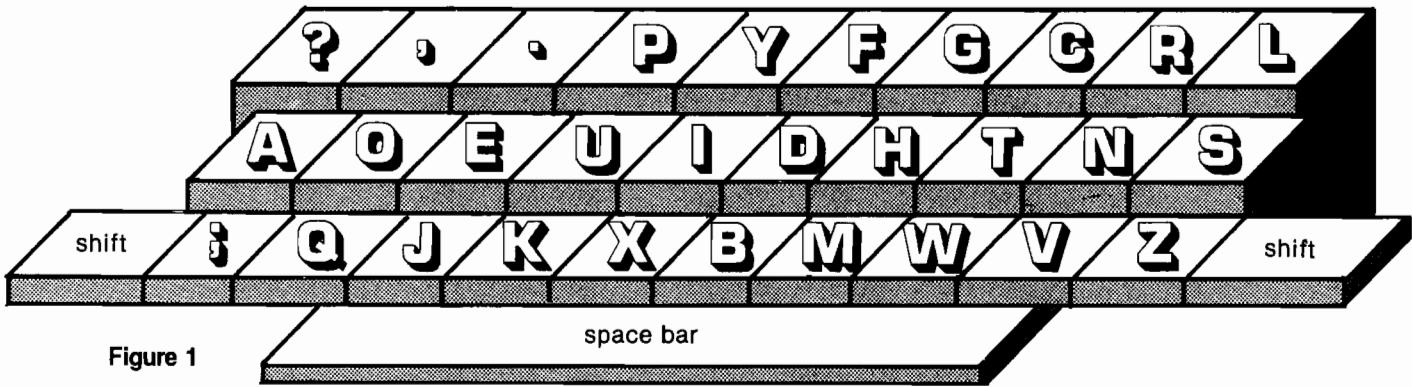


Figure 1

Dvorak Keyboard

requires: Apple II

could be modified to another 6502 machine

the qwerty keyboard. Since vowels and consonants tend to alternate, keystrokes will naturally alternate between the two hands. In the qwerty arrangement, 32% of the keystrokes are on the home row (50% are on the row above it!); in the Dvorak layout, 70% of the keystrokes fall on the home row.

In 1944 the U.S. Navy performed an experiment. For about 10 weeks 14 typists were retrained on the Dvorak keyboard and a control group was given some additional qwerty training. The Dvorak group improved their productivity by 74% and the total cost of their retraining was amortized 10 days after the test was finished. The control group improved by 28% but took twice as long to reach this level of improvement as the Dvorak group had taken. This seems to be a good measure of what the cost of retraining yourself will be.

Is the Dvorak Simplified Keyboard the best keyboard? Probably not. I've read of several ideas that may be better, none of which has been directly compared with Dvorak. However, not one of them can be implemented by rearranging the keys on a standard keyboard. Dvorak remains the best known of the improved keyboards and the documentation of its superiority is also better than the newer contenders.

A couple of years ago I read an article about a new keyboard. There was no close-up picture of the keyboard, but the basic idea was this: sit down, rest your hands in your lap, and cock your wrists up as in typing. Now draw a line

through the fingertips of each hand. The lines will intersect at an angle since this is the position in which hands like to rest. The rectangular keyboard is more fatiguing than it needs to be, not only because the qwerty design puts more of the work on weaker and less dexterous fingers, but also simply because it is rectangular.

Michael Adler has designed a typing machine that allows comfortable use of the thumbs on the home row of keys and enlists the feet to operate the space, return, and shift. He argues that a pianist can hit keys at a rate that is equivalent to 300-400 words per minute.

Edward Montgomery has developed a more radical keyboard. Since fingers are better adapted to a wiping movement than poking at keys and then pulling the finger back again, it is feasible to design switches that are triggered by the capacitance of a finger [rather than depending on actual vertical movement or pressure]. In addition, with a wiping movement it is possible to keep going and trigger a second or third key before stopping. By laying out the keys so that common words and two- and three-letter combinations occur adjacent to each other, the number of separate strokes can be cut by almost half.

I first read about keyboards better than qwerty 10 years ago. I was tempted to change keyboards at that time but I couldn't afford it, and it seemed impractical since I would certainly be typing on other people's computers in the future. Now it's less expensive to make

the switch and I can probably count on being able to use the Dvorak keyboard exclusively for the foreseeable future.

As a result, I began to look at software solutions. These are necessarily less satisfactory than hardware solutions, at least on my BASIS 108 (an Apple-like machine with numerous improvements). The biggest problems are with the operation of the shift key and especially the effect of alpha shift lock (available on the BASIS). This is because certain punctuation marks (?, . ;) must be switched with letters when implementing the Dvorak keyboard. Alpha shift lock thus will capitalize the letters that fall where qwerty letters were, but it will capitalize some Dvorak punctuation keys and not capitalize a few letters (s, w, v, and z) that fall where the punctuation keys had been. Fortunately you don't need alpha shift lock often for word processing. The next problem is that if you are going to switch, you should switch completely. Every language, operating system, game, word processor, etc., should be affected.

My program can switch DOS, Integer, and Applesoft BASICS and the machine-code monitor. Any program that doesn't interfere with DOS's handling of the keyboard input will work. Unfortunately, PR#0 will undo the effect of this program (even if typed from the keyboard or sent to DOS via a PRINT with ctrl/D). Still more frustrating, editors and word processors necessarily disconnect DOS (so

(Continued on next page)




that typing "RUN DICK, RUN." doesn't make DOS load the BASIC program "DICK" over the word processor]. Of course, the program is very simple and if you can find where your word processor calls the keyboard (check for references to \$36 and to the hardware keyboard location, as well as the obvious monitor subroutines) and if your word processor's disk isn't locked and if you can find some free space, then you can probably convert it easily; and then you can convert your Pascal and CP/M systems, etc. CP/M-based word processors should be able to use CP/M for the keyboard input, but [at least on the Apple] WordStar patches CP/M to use a new keyboard routine of its own. My program is far from a panacea; however, it does let you try the Dvorak keyboard without spending any more money.

If you decide to switch to Dvorak, find out what is needed to put a new ROM in your keyboard. I haven't made a final decision, myself, and I don't yet have the expertise to tell you how to make the switch. There is some additional information on page 101 of the *Apple II Reference Manual*. I'm not

Basically the Dvorak layout puts vowels on the home row for the left hand.

The most common punctuation marks

are just above these keys. On the average the left hand does 45% of the total keystrokes.



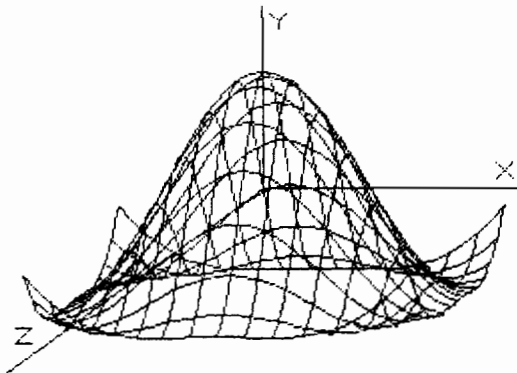
familiar with the features of the Videx Keyboard and Display Enhancer, but it might be useful for the Apple owner to investigate these products before proceeding with a project like this.

This program is a half-measure. It does the most important part of the conversion to the Dvorak keyboard — the letters and the punctuation marks that have to be switched with letters. The full Dvorak keyboard also changes the location of the numbers (the top row reads: ! 7 5 3 1 9 0 2 4 6 8 =) and changes which punctuation marks go together [e.g., ? is a lower-case

keystroke with : as its capitalized keystroke). The important benefits of the Dvorak keyboard should be apparent with this program.

The keys on the keyboard can be relabeled in one of two ways. You can rearrange the key caps (see figure 1). If you share your computer with others who are not interested in trying the Dvorak keyboard yet, then putting figure 1 near the keyboard may help. A better alternative might be to purchase (from a graphic arts supply store) a set of transfer lettering in either white or black and in a small size [e.g., 8-point]

YOUR COLOR COMPUTER JUST EARNED A MATH DEGREE!



MATHMENU

Developed by an engineer, *Mathmenu* is a powerful menu-driven system to turn your Color Computer into an intelligent, flexible tool for mathematics and engineering. *Mathmenu* takes the tedium out of math, leaving your full brain power to attack the "meat" of your problems. By rapidly manipulating matrices and vectors, performing integration and differentiation, solving quadratic equations, plotting user defined functions and much more, *Mathmenu* can help simplify the most complex problems. Whether you are a student or a professional, if you use math, you need *Mathmenu*.

FEATURING:

- 3D SURFACE PLOTTING — Plots a user defined equation on an X,Y,Z coordinate system in the High-Res graphics mode. Planes, surfaces of revolution, statistical surfaces, etc. can be easily plotted. Surfaces may be saved to disk or tape. We believe this is the only program of its kind commercially available for the Color Computer.

PLUS:

- Complete MATRIX Operations (up to 8 x 8)
- Complete VECTOR Operations
- Numerical Differentiation
- Numerical Integration
- Least Squares Curve Fitting
- Binomial Expansion
- Prime Number Verification
- Main Menu with Single-key Selection and Return (Disk Only)
- 2D Function Plotting
- Rectangular to Polar Conversions
- Base Conversions
- Large Number Addition and Multiplication
- Reverse Polish Logic Calculator with Hexadecimal
- Quadratic Equation Roots

Complete documentation of all functions is included.

For 32K Disk \$49.95
 For 16K Cassette \$44.95
 Documentation only \$5.00 (refundable with purchase)

Or write for free brochure.



Inter  Action

113 Ward Street • Dept. MI • New Haven, CT 06519 • (203) 562-5748



Dvorak Keyboard Listing

```

*      APPLE ][ DVORAK KEYBOARD DEMO

                                START
                                KEYIN GEQU $FD1B MONITOR FINAL INPUT ROUTINE
                                KSW   GEQU $38   INPUT POINTER

                                ORG   $300

0014 0300 A90C  INIT  LDA  #DVSTRT PATCH INPUT SUBROUTINE ADDRESS
0015 0302 8538      STA  KSW
0016 0304 A903      LDA  /DVSTRT
0017 0306 8539      STA  KSW+$1
0018 0308 20EA03    JSR  $3EA   CONNECT DOS
0019 030B 60        RTS

0021 030C 201BFD    DVSTRT JSR  KEYIN
0022 030F C9AC      CMP  #$AC
0023 0311 300B      BMI  DONEIN  DON'T TRANSLATE
0024 0313 C9DB      CMP  #$DB   IF BELOW ', ' IN ASCII
0025 0315 1007      BPL  DONEIN  OR ABOVE 'Z'
0026 0317 38        USETBL SEC   CHAR IS IN RANGE TO TRANSLATE
0027 0318 E9AC      SBC  #$AC
0028 031A A8        TAY
0029 031B B91F03    LDA  TABLE,Y GET DVORAK CHAR FROM TABLE
0030 031E 60        DONEIN RTS   ALL DONE, CHAR IN 'A' REG
0031 031F
0032 031F D7ADD6    TABLE DC  H'D7ADD6DAB0B1B2B3B4B5B6B7B8B9BAD3'
        0322 DAB0B1
        0325 B2B3B4
        0328 B5B6B7
        032B B8B9BA
        032E D3
0033 032F BCDBDE    DC  H'BCDBDEBFC0C1D8CAC5AED5C9C4C3C8D4'
        0332 BFC0C1
        0335 D8CAC5
        0338 AED5C9
        033B C4C3C8
        033E D4
0034 033F CECDC2    DC  H'CECDC2D2CCAFD0CFD9C7CBACD1C6BBDB'
        0342 D2CCAF
        0345 D0CFD9
        0348 C7CBAC
        034B D1C6BB
        034E DB

                                END

```

and add extra labels to the keys in one corner. The adhesive on the transfer lettering is not permanent and the letters are so thin that they do not affect keyboard feel.

When the program is BRUN, it attaches itself to DOS as the input routine. The BASICs (and even the monitor) get input by first calling DOS (via the keyboard input pointer). DOS will then call my routine, which gets a single character via the usual monitor keyboard input routine. Then it translates the character to the character that would be at that location on the Dvorak keyboard. This is passed back to DOS and then to the higher-level monitor and BASIC code. The arrow keys still work because that happens after my translation.

The capital letter input is changed along with the (unshifted) punctuation marks that are interchanged with some of the letters. This is necessary because the effect of the shift key on most of the Apple II keys is undetectable. However, because the ctrl key can't be detected

separately and because keys like the arrows and return can't be distinguished from ctrl plus various letters, I decided against translating the control keys. Basically you would have to change all the documentation of control keys if you wanted to use this as a permanent solution on the Apple II. A more permanent solution is to change the keyboard hardware.

Typing practice probably should not be haphazard. Exercises are usually

devised for practicing a few new keystrokes at a time. Concentrate on developing a good rhythm, and remember that repetition is important. Although your old touch typing textbook isn't ideal (since it emphasizes the easy home row keys on the qwerty keyboard in the early lessons), it is probably superior to random exercises.

Letters to manufacturers of machines that concern you would help them to know of the interest in alternatives to the qwerty keyboard. It would be great if machines were available with either programmable or switch-selectable keyboard configurations! The manufacturers probably won't do it unless we urge them. Remember that the total time you save by reducing your manual input time may be greater than you could save by doubling the clock rate of your microprocessor. The value of a better keyboard layout will usually exceed that of a keyboard with a nicer feel. The expense of providing a second ROM and switch to choose between them is relatively small compared to the savings it could generate.

References

1. Parkinson, Robert, "The Dvorak Simplified Keyboard: Forty Years of Frustration," *Computers and Automation*, Nov. 1972, p. 18.
2. Montgomery, Edward, "Bringing Manual Input into the 20th Century: New Keyboard Concepts," *Computer* (IEEE), March, 1982, p. 11.
3. Lemmons, Phil, "A Short History of the Keyboard," *BYTE*, November, 1982, p. 386.

You may contact Mr. Raines at 2170 Wellesley, St. Paul, MN 55105.

MICRO

Typing practice probably should not be haphazard.

Exercises are usually devised for practicing a few new keystrokes at a time. Concentrate on developing a good rhythm.



the ACCESS UNLIMITED MICRO SHOPPING CENTER

PERCOM™ HARD DISK DRIVES FOR IBM-PC™, APPLE™, TRS-80 MODELS I, II, III™

5 megabyte Only **\$1395.00**
 5 megabyte, add-on Only **\$1295.00**
 10 megabyte Only **\$1795.00**
 10 megabyte, add-on Only **\$1695.00**

PERCOM™ FLOPPY DISK DRIVES FOR: TRS-80 MODEL I™ — With FREE DOSPLUS 3.4™

Single sided/Double density, single unit Only **\$275.00**
 Single sided/Double density, dual unit Only **\$500.00**
 Double sided/Double density, single unit Only **\$350.00**
 Double sided/Double density, dual unit Only **\$650.00**

TRS-80 MODEL III™ — With FREE DOSPLUS 3.4™

Single sided/Double density, single unit (internal) Only **\$449.00**
 Single sided/Double density, dual unit (internal) Only **\$699.00**
 Double sided/Double density, single unit (internal) Only **\$560.00**
 Double sided/Double density, dual unit (internal) Only **\$860.00**

ATARI™

Single sided/Single density, first drive Only **\$475.00**
 Single sided/Double density, first drive Only **\$559.00**
 Double sided/Double density, first drive Only **\$679.00**

IBM-PC™

Single sided/Double density, single unit (internal) Only **\$279.95**
 Single sided/Double density, dual unit (internal) Only **\$529.95**
 Double sided/Double density, single unit (internal) Only **\$359.95**
 Double sided/Double density, dual unit (internal) Only **\$699.95**

BIG DISCOUNTS ON PRINTERS!

New BROTHER HR1™ Your Price — Only **\$ 980.00**
 MICROPRISM™ Your Price — Only **\$ 699.00**
 C. ITOH F-10™ Your Price — Only **\$1495.00**
 TRANSTAR 130™ Your Price — Only **\$ 895.00**
 TRANSTAR 140™ Your Price — Only **\$1695.00**
 OKIDATA™ — All Models Call For Low Price!
 STAR MICRONICS™ Call For Low Price!

THE AMAZING iBEX 7202

THE POWER OF A BUSINESS COMPUTER AT A PERSONAL COMPUTER PRICE!

Now Only **\$2295.00**
 YOUR PRICE **\$2595.00** TOTAL

This computer features dual 8-inch double-sided, double-density floppy disks, with the format software selectable. Because it supports the IBM 3740 industry-standard format, as well as double-density, data exchange with most other computers is possible.

- Easy-to-read video screen with high contrast green phosphor - Selectable 40, 80, or 132 characters to display a full width report - Programmable cursor control, high-speed scrolling, and other video attributes - Industry-standard parallel interface for printer - Serial interface hardware (async., bisync., etc.) - More available user memory because ROMs and video refresh are bank-switched out - Memory parity check - Floppy disk capacity 2.4MB - Winchester hard disk available - A battery-driven clock/calendar - Strong, compact, and styled for the office environment - CP/M* operating system and MBASIC language included

PLUS BIG DISCOUNTS ON SOFTWARE! With iBEX Purchase

| | | |
|-----------|----------------------|--------------------|
| WORD STAR | Reg. Retail \$495.00 | With iBEX \$290.00 |
| MAILMERGE | \$250.00 | \$130.00 |
| CALC STAR | \$145.00 | \$ 95.95 |

ADS™ BUSINESS SOFTWARE PACKAGES

Verticals:

Contract Services, Private Clubs \$895.00 Call For Low Price!
 Retail Florist, Churches \$895.00 Call For Low Price!

Accounting:

Accts. Pay., Accts. Rec., Payroll \$495.00 Call For Low Price!
 General Ledger, Invoicing \$485.00 Call For Low Price!

SIGNALMAN™ MODEMS

With FREE Source™ Subscription Service!

MARK I with RS232C interface Now Only — **\$ 99.00**
 MARK II with Atari interface Now Only — **\$ 99.00**
 MARK III with TI interface Now Only — **\$139.00**
 MARK VI with IBM interface Now Only — **\$279.00**
 MARK VII with RS232C interface & auto answ/orig. Now Only — **\$159.00**

MEDIA FOR LESS

SENTINAL™ complete with hub rings & one year limited warranty.
 Single sided/Single density 5 1/4" **\$18.70** bx of 10
 Single sided/Double density 5 1/4" **\$20.70** bx of 10
 Double sided/Double density 5 1/4" **\$27.80** bx of 10
 Single sided/Double density 8" **\$29.70** bx of 10
 Double sided/Double density 8" **\$38.70** bx of 10

BUY DISKETTES IN BULK AND SAVE \$\$\$\$ by case only —

Single sided/Single density 5 1/4" **\$179.00** case of 100
 Single sided/Double density 5 1/4" **\$190.00** case of 100
 Double sided/Double density 5 1/4" **\$225.00** case of 100
 Single sided/Double density 8" **\$280.00** case of 100
 Double sided/Double density 8" **\$340.00** case of 100

BASF™ 5 1/4" Single Sided/Double Density

Lifetime Limited Warranty. Reg. \$44.95 Now **\$24.90** bx of 10
 5 1/4" Double Sided/Double Density — Now **\$34.95** bx of 10

PERFECT DATA™ HEAD CLEANING KIT

Your Price — **\$19.95**

FILE MINDER™

Smoked acrylic, flip-top box, holds 75 diskettes Only **\$24.95**

COLOR CODER™ DISKETTE ORGANIZER

Five different colored library cases, each holds 10 diskettes Only **\$24.95**

* Reg. Trademarks - Limited Time Offer/Limited Quantities - Prices subject to change without notice - Prices do not include state taxes

 **1 (800) 527-3475** 

Order by phone or by mail. We accept Visa, MasterCard, cashier's checks, certified checks, and money orders. With personal checks, allow additional time for bank clearance. Your bankcard will not be charged until your order is shipped. On orders over \$1,000, we pay freight (surface only) and insurance; please add \$3.00 shipping and handling under 50 lbs. Over 50 lbs. add \$5.00 for orders under \$1,000. Texas residents add 5% sales tax. Allow 2 to 4 weeks for delivery

- YES, I'm taking advantage of your Sales Prices.
- Please send me a FREE catalog. I'm not ready to order at this time.

Name _____
 Company Name _____
 Address _____
 City _____ State _____ Zip _____
 Phone Number (____) _____

| Quantity | Item | Unit Price | Subtotal |
|----------|------|------------|----------|
| | | | |
| | | | |
| | | | |

Check one: State Sales Tax (Texas residents only) _____
 payment enclosed handling charge _____
 Visa MasterCard* Total _____

*If Master Card, numbers above name: _____ Expiration Date: _____ - _____


Authorized signature, if charged _____

ACCESS UNLIMITED

DEPT. N-2/401 N. Central Expwy./Richardson, Texas 75080
 Tel. 1-800-527-3475 214/340-5366
 214/690-0207 — Sat. and Evenings Only




Figure 1: The I/O Selectric Typewriter



The Selectric Word Processor

by Louis F. Sander

This conversion program uses an IBM Selectric terminal to provide low-cost letter-quality printing to the home computerist.



The I/O Selectric, Interior View

In many ways, the IBM Selectric terminal makes an ideal letter-quality printer for the home computerist. It produces nice output at a modest price, and it serves double duty as an excellent electric typewriter for jobs not suited to computerization.

Adapting the Selectric to the computer is a rewarding task, made even more so by the challenge of making it work with the latest word processing software. Several articles on converting the hardware have appeared, but if they mention software at all, they provide only a rudimentary text processor. This article describes my personal adventures in finding a Selectric printer, converting it for computer use, interfacing it to my Commodore PET, and making it work with my full-featured commercial word processing software. With this article and those in the list of references as a guide, the reasonably skillful hardware/software hacker should be able to make a similarly successful conversion.

My project began in 1980 when I became obsessed with getting letter-quality output from my computer. At that time the least expensive letter-quality printers cost \$2500, and it was rare to find them attached to \$895 personal computers. I wanted to do the job for under \$400 or so, so I began investigating. It didn't take long to find that thousands of IBM Selectric terminals were taken out of service in communications and word processing systems when the much faster daisy-



wheel printers came along. What did take long was to find such a printer that I could afford. One day my persistence paid off and I found two Selectric terminals plus a custom desk for \$375 total. They seemed to be in good condition and the price was right, so I bought them. Within a week I had an offer for two more in even better condition for \$200. I bought them, too!

Two articles in a computer magazine and an IBM service manual (see references) got me started on converting the Selectric terminals to microcomputer printers. If you want to make the conversion yourself, you can refer to the same sources for the details.

For many years IBM made several models of a typewriter called the I/O Selectric, the primary purpose of which was computer input and output. An I/O Selectric has additional mechanisms beneath the keyboard, which allow the keys to send electrical signals and allow other signals to control the typing machinery. The extra mechanisms make an I/O Selectric about 5" higher than a standard machine, usually requiring it to be mounted in a cutout in its desk.

Selectric Driver Program

requires:

PET, IBM I/O Selectric modified and interfaced as described

A group of 24- or 48-volt solenoids drives the Selectric mechanisms when the machine is used as a printer. Seven solenoids are activated in various combinations to energize the 44 printed characters. Other functions, such as the space, backspace, shift, return, etc., are activated by additional single-purpose solenoids. In some models the space is treated as one of the printing keys. A surge-suppressing diode is connected across the coil of each solenoid.

Since I did not want to use my Selectric's keyboard as a computer device, I disconnected its special mechanisms and devoted all my attention to the solenoids. IBM used a lot of handshaking contacts for timing purposes. Since I planned to do all my timing in software, my approach was to remove the existing handshaking contact of wiring and to run my own leads to the solenoids of interest. The result was a machine with lots of space and visibility inside, where before there had been a rat's nest of yellow-colored wire.


The next step was to design a computer-to-Selectric interface — a circuit to let a 5-volt computer port drive all the 48-volt solenoids. Here again a magazine article was helpful as it

described someone else's solution to the same problem (see reference 4). I decided to use my PET's parallel user port as the source of the signals to the printer. Since my Selectric contained 13 solenoids, and the user port has only eight lines, I needed some decoding in my interface. A quirk in the Selectric allows six lines to control the seven print solenoids, so I used the six low-order bits from the user port for this purpose. The seventh bit was a control bit, which when high disabled the print solenoids and allowed the others to be controlled by the three low-order bits. I have reserved the eighth user port line for future use when I might decide to use the Selectric keyboard as an input device.

The logic chips in the interface ultimately activate a series of transistors that connect the cold ends of individual solenoids to ground. The hot ends are all connected to a 48-volt power supply, which came with my Selectric desk. Figure 2 is a photograph of the interface, which is built entirely of components available at Radio Shack. Figure 3 is its schematic diagram.

One perversion of I/O Selectrics merits special mention — many of (Figure 3 appears on page 47) (Text continues on page 48)


Figure 2: Interface Board Construction



OMEGA INTERNATIONAL

SAVE ON ... COMPUTERS • MONITORS PRINTERS • PERIPHERALS • SUPPLIES*

STAR MICRONICS GEMINI 10




OMEGA SALE PRICED PRINTER

• DOT MATRIX

\$329

SALE ENDS 6/30/83

EPSON FX-80 PRINTER



- Up To 160 cps • 11 x 9 Matrix • Pinfeed Platen
- Proportional Spacing • Graphics • Elite Pitch
- Centronics Parallel Interface • Internal 2K Ram

NOW AVAILABLE FOR IMMEDIATE DELIVERY!

For Our Price...CALL 1-800-343-0873 TODAY!

SAVE ON LETTER QUALITY PRINTERS

| | |
|---------------------------------|-----------------|
| DIABLO 620 New Low Price | 929.00 |
| DIABLO 630 w/ API & cable | 1,749.00 |
| NEC 3510 SPINWRITER | 1,399.00 |
| NEC 7710 SPINWRITER | 2,045.00 |
| NEC 7730 SPINWRITER | 2,095.00 |

BIG SAVINGS ON ACCESSORIES

| | |
|---|---------------|
| HAYES SMARTMODEM 300 Baud | 230.00 |
| HAYES MICROMODEM II (APPLE II) | 289.00 |
| MICROSOFT SOFTCARD PREMIUM SYSTEM | 459.00 |
| ORANGE MICRO GRAPPLER + | 120.00 |
| PKASO PRINTER CARDS | 129.00 |
| RANA ELITE I (APPLE II) | 299.00 |
| SIGNALMAN MODEMS (MK I) As Low As .. | 85.00 |

ACCESSORIES & SUPPLIES

OMEGA Has A Complete Line of Accessories & Supplies for the Apple II and many other Popular Computers by manufacturers like:

- D. C. Hayes • Microsoft • Tymac
- M & R Enterprises • Mountain Computers
- Kensington Microware • Practical Peripherals
- T.G. Products • Videx

SOFTWARE

Omega Carries Software by the following companies:

- American Business Systems • Ashton Tate
- Dakin 5 • Innovative Software • Microsoft
- Sorcim • Stoneware • Visicorp

MAGNETIC MEDIA

OMEGA Stocks Diskettes by:

- Dysan • Elephant • Maxell • Verbatim

- All Equipment Factory Fresh w/ MFT Warranty
- Prices Do Not Include Shipping Charges
- Mass. Residents Add 5% Sales Tax
- All Returns Subject To Restocking Fee

CUSTOMER PICKUP NOW AVAILABLE

334 R Cambridge St., Burlington, Mass.
(617) 229-6464

DOT MATRIX PRINTER BARGAINS

| | |
|----------------------------------|---------------|
| C-ITOH PROWRITER 8510 AP | 399.00 |
| IDS MICROPRISM 480 | 549.00 |
| OKIDATA MICROLINE 92 (NEW) | 549.00 |
| OKIDATA MICROLINE 93 (NEW) | 859.00 |

MONITOR SPECIALS FROM OMEGA

| | |
|----------------------------------|---------------|
| AMDEK 300 G | 139.00 |
| AMDEK 300 A | 165.00 |
| NEC JB1260 | 119.00 |
| NEC JB1201 M | 169.00 |
| USI Pi-2 12" GREEN MONITOR | 159.00 |
| USI Pi-3 12" AMBER MONITOR | 179.00 |



* PRICES, SPECIFICATIONS AND AVAILABILITY OF ADVERTISED MERCHANDISE SUBJECT TO CHANGE WITHOUT NOTICE

UNADVERTISED SPECIALS ON • COMREX • EPSON • NEC • IDS PRISM • OKIDATA

OMEGA INTERNATIONAL

334 R CAMBRIDGE STREET, BURLINGTON, MA. 01803

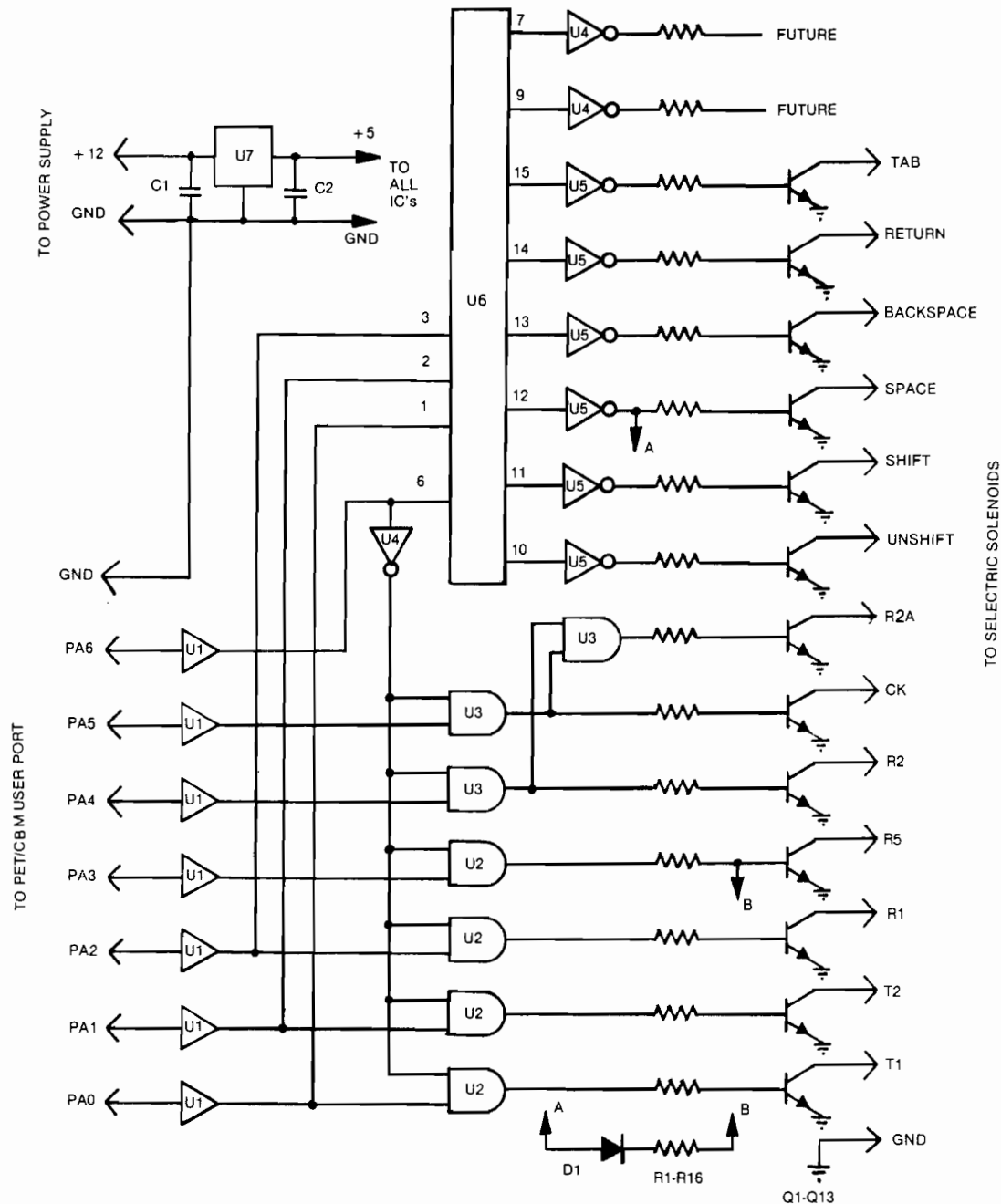


PARTS LIST AND NOTES

| Description | Radio Shack Part No. | |
|-------------|-----------------------|----------|
| C1,C2 | 0.1 MF, 50 WV | 272-1069 |
| D1 | 1N914 or equivalent | 276-1620 |
| Q1-Q13 | MPS2222 or equivalent | 276-2009 |
| R1-R16 | 1K, 1/2 watt | 271-023 |
| U1 | 74LS244 | 276-1941 |
| U2,U3 | 7408 | 276-1822 |
| U4,U5 | 7404 | 276-1802 |
| U6 | 74LS138 | 276-1939 |
| U7 | 7805 | 276-1770 |
| | Plug-in PC board | 276-153 |
| | Matching connector | 276-1551 |

1. Some selectrics may have a different group of solenoids. Use circuit A-B *only* for Selectrics without a SPACE solenoid.
2. Inputs of all unused gates should be grounded.
3. Power supply voltage can be in 6-35 volt range.
4. Be sure to make +5 and GND connections to all IC's.

Figure 3: Interface Schematic Diagram





them must be modified before they can use the standard Selectric typing elements, or 'balls', in the standalone mode. Most of the I/O Selectrics had special typing elements, often with all capital letters, and the positions of the letters on the element were non-standard. The major exceptions to this rule were units used in the old MT/ST word processors, all of which used standard typing elements. The machines with special elements are called 'BCD coded' units, while the others are known as 'correspondence coded' units. The difference is unim-

my driver program (see listing 1); it is the product of many months of evolution and revision, and I feel it is a good solution to the problem of optimizing the performance of a Selectric printer. The major functions of the various sections of the program are described below in the general sequence of their execution.

Line 0 is a dummy line containing a short ML program (shown in hex dump and disassembly in listing 2) to find the end of the word processor text, plus the table that relates the character codes in text to their Selectric

They also activate the tab and backspace and return solenoids when called for. When entering text for Selectric typing, I use the 'less than' key to cause a backspace and the 'greater than' key to initiate a tab. Copy-Writer itself doesn't have characters for these functions because they aren't usually found on computer printers.

Lines 340-380 return the carriage on the first space at the end of a printed line.

Lines 390-440 pause for paper changing, lines 450-500 'pick' three special solenoids, and lines 750-810 allow the temporary suspension of printing for paper adjustment or any other reason.

If you have thought about converting an I/O Selectric for use with your PET, the system described here is proof that it can be done with powerful effect. The same interface and a modified driver should be able to be used with a VIC-20 or Commodore 64, or any Commodore machine having a parallel user port. If you would like more detailed information than is presented here, write to me at the address below.

As with any computer application the key to powerful use of the Selectric printer is software.

portant when the computer is driving the printer because software can select the proper letter, no matter where it is positioned on the ball. But when you use the I/O Selectric as a typewriter, BCD-coded keyboards will only work with BCD typeballs. Converting a BCD unit requires you to alter these mechanical connections so the keys correspond to positions on standard correspondence elements. Although the conversion takes several hours of meticulous mechanical work (see reference 1), it is well worth the effort.

As with any computer application, the key to powerful use of the Selectric printer is software. I wanted to use my word processor (Copy-Writer from CGRS Microtech) with the Selectric, taking advantage of the best features of both. Copy-Writer, like Word Pro and most other word processing programs, stores text in a certain area of memory as images of the characters actually appearing on the screen. I wrote a Selectric driver program that reads the text, converts it to the proper Selectric character codes, and sends them to the printer with the proper timing. Since the driver and the word processor won't fit in memory at the same time, I load Copy-Writer, use it to load the desired text, then replace Copy-Writer with the Selectric driver and start typing.

Because the Selectric has features that work differently than those on most computer printers (margins, tab stops, etc.), the driver program had to take them into account. The accompanying listing is the latest version of

equivalents; it also provides several temporary storage locations used later in the program. The 255-character length of this line was achieved by changing its link, as described in reference 5.

Line 110 is used to activate or 'pick' the print solenoids by POKEing the appropriate code to the user port for a time determined by the FOR...NEXT loop. This line is placed early in the program to reduce its execution time. Line 100 keeps it from interfering with the main loop of the program.

Lines 510-550 initializes the main program. The ML at 1190 finds the end of text, then BASIC initializes a series of variables and sets the top of memory to a point below the text area.

Lines 560-740 allow the operator to choose his starting point in text and the number of lines per printed page and to input the settings of the margins and tab stops. These stops are set mechanically on the Selectric then input to the program so it knows where the carriage is positioned.

Lines 120-270 work through the text in memory, printing the characters and returning the carriage at the proper points. When the end of text has been reached, line 270 reloads the main word processor program. [My PEDISK II uses the !RUN command for this purpose — other disk drives will use something else.]

Lines 280-330 bypass any word processor format control characters embedded in the text since the Selectric has no way to respond to them.

References

1. Robert M. Weil, "Converting Selectric Keyboards from BCD to Correspondence Code, Part 1," *Microcomputing*, December 1979.
2. Robert M. Weil, "Converting Selectric Keyboards from BCD to Correspondence Code, Part 2," *Microcomputing*, January 1980.
3. IBM Corporation, *I/O Selectric Service Manual*, Part No. 241-5737-0.
4. William F. Pytlik, "An Inexpensive Word Processor," *MICRO* #36, May 1981.
5. Louis F. Sander, "A New Technique for Mixing BASIC and Machine Language," *COMPUTE!* #24, May 1982.

Louis F. Sander lectures on computer subjects for the Special Programs Division of Carlow College. He is the originator of **COMPUTER KINDERGARTEN™**, a computer familiarization course for adults, and has written articles for many computer-related publications. You may contact Mr. Sander at 153 Mayer Drive, Pittsburgh, PA 15237.

(Listings begin on page 50)

THE PRIME PLOTTER™

For the Apple II + / IIe

A comprehensive plotting package to meet the exacting needs for most business, technical, and scientific applications.

The most powerful, versatile, flexible and complete plotting package ever developed for the Apple. With data management • statistical analysis • X-Y plotting • PIE Charts • Graphics • Slide Show/replay • and much more.

An OPEN-ENDED SYSTEM with built-in capabilities for CUSTOMIZATION and ADD-ON applications.

REMARKABLY POWERFUL

In one session, using only THE PRIME PLOTTER, you can: Create data files • Perform trend analysis and curve fit regressions • Plot the data, the fit or any function/mathematical subroutine • Save or print any screen at any time • Edit, add or delete units and then save the file for a demonstration • Over one hundred such replay files, each full of charts, can be stored on one disk • Then... sit back and watch a step-by-step REPLAY of the whole show.

HOW DOES IT WORK?

The Prime Plotter is a modular system where each of its elements, such as the statistics, the plotting routines, and the character sets, can be replaced by another module. Thus, the base system can continuously be extended and enhanced by add-on modules.

EASE OF USE

The Prime Plotter is a menu-driven system • Default parameters are displayed and can be changed before each step • Simple and easily learned terminology • Prompts with legal range for each input • Value or expression input • Excellent error handling • Optional inverse cursor with top-bottom/left-right scrolling.

EXTENSIVE DOCUMENTATION

A comprehensive manual with step-by-step tutorial and samples to ignite your creativity • A reference card • Demo files • Continuous support with a free subscription to our user newsletter and periodic new add-on Modules (see below).

FEATURES CHECK LIST

General: No limit overlay and/or frames within one screen • Multi-screen display of both graphics and text • Over 100 colors.

Data Management: Convert DIF files • Create data files • Edit, transform, add, or group data sets • Display, save, or print data and statistics.

STATISTICS

1. **Curve Fit Regressions:** Linear • Logarithmic • Exponential • Geometric • Inverse • Inverse Log • Spillman • Nth Order.
2. **Trend Analysis:** Averaging • Moving Average • Smoothing • Growth Rate • Frequency & Cumulative histograms • Logistic curve.
3. **Distributions:** Normal • Gamma • Chi-square tests and contingency table analysis.

In Addition: User defined functions and sub-routines • Basic stats on any data set (sum, mean, S.D. etc.) • Customized Modules (see below).

X-Y CHARTS

Options: Data/fit • Log scale • HI-LO • Error bars • Axis of origin • User defined parameters for frame, axes, tic marks, grids, labels and graph types.

Graph types & Parameters: Over 20 symbols for scatter • Variable line thickness • Dotted line with variable increments • Variable step for area fill • Bars with variable width and 6 filling methods in 15 steps • 3-D bars, or 3-D area fill in 4 directions, variable width and filling step • Up to 15 multiple bars on same tic mark • 10 different figures for unique figure charts.

PIE-CHARTS

User Defined: PIE size (horizontal & vertical) • Location • PIE area used • 3-D PIE width • Unlimited number of pieces • Unlimited overlay of filling methods per piece • 1-4 groups of pushed and/or exploded pieces.

LABELING

Two methods, shape table and a special character generator, provide: Uppercase • Lowercase • Small letter • Greek alphabet • Scientific symbols • Your own shapes or character set (compatible with the Apple Tool Kit™ sets) • Placement in any screen location • 8 different directions • Multi-level super and sub script • Variable forward-backward spacing • 8 different rotations with shapes.

Designs: Bold • Partially bold (horizontal or vertical) • Double size • Double bold • Inverse type and double width, or double height characters with the character generator • Additional 20 unique typeset designs.

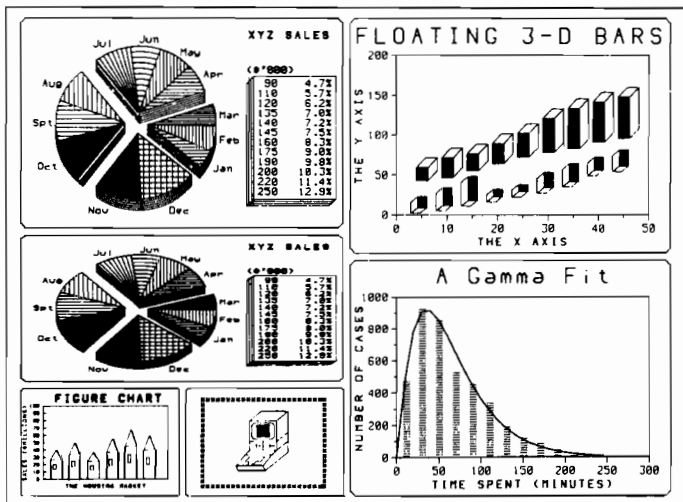
Automatic label generation and placement with justification, prefix and suffix • Centering or plotting at predefined locations • Manual placement of several labels in one operation • Expression, keyboard/cursor, or paddles/joystick inputs.

GRAPHIC UTILITIES

Inverse/invert, fill, or frame areas, even copy to another area • Free-draw of lines and shapes.

SLIDE SHOW/REPLAY

Review your work at any time, stop at any moment and print the image or save it to disk. With this power, you can design unique multi-screen presentations of graphs, titles, data display and stats. Switch between the hi-res and the text screens, insert delays, plan an erase, or replay mode, and store the whole show in a fraction of the usually required space. You can also compress images for quick load (instead of redraw) and even chain files for an hour-long show.



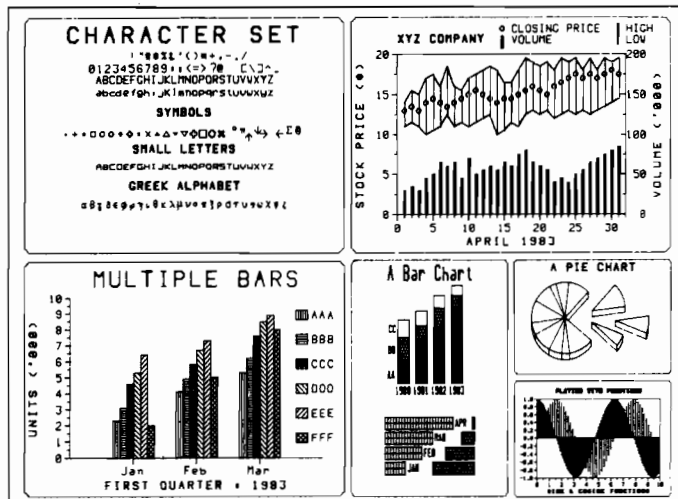
Requires: Apple II+ with 16K card in slot 0, or Apple IIe • DOS 3.3 • At least one disk drive • B&W or color monitor • A Printer and/or a plotter • A graphic interface card such as the Grappler™ or Pkaso™ is recommended.

PLOTTER INTERFACES

An Add-on disk allows production of high quality outputs with a pen plotter. Any replay file created with the program can be sent to a user defined area on paper. Multiple screens can be easily plotted on one page. The user can define plot size, pen selection, and directly access any of the plotter built-in commands.

COMING SOON

- PLOTTING MODULES: 3-D • Mapping • Organizational charts
- THE PRIME TYPESETTER™: For the creation and management of shape tables, character sets, figures, typesetting designs, and much more.
- Customized statistical modules can be ordered for a nominal fee.



| | |
|---------------------------------|-------|
| The Prime Plotter | \$240 |
| Plotter interfaces: SWEET-P 100 | \$ 60 |
| STROBE 100/200 | \$ 60 |
| HP 7470A/HP 7220C | \$ 75 |
| HIPLØT DMP-40/DMP-29 | \$ 75 |
| A demo disk | \$ 15 |

To order, or for more information, see your dealer or contact:
PRIMESOFT CORP. P.O. Box 40, Cabin John, MD. 20818

Phone: (301) 229-4229.

Personal checks, Visa, MasterCard, or Choice accepted.

Dealers: call/write for a dealer kit.

ACCOUNTS PAYABLE MAILING SPELLING COMMUNICATIONS REAL ESTATE TAXES STOCK MARKET INVENTORIES HEATH/ZENITH 89 8"

XEROX 820 GAMES COMPIERS UTILITIES BUSINESS ACCOUNTING SPREAD SHEETS MEDICAL DENTAL PAYROLL GENERAL LEDGER

RENT SOFTWARE BEFORE YOU BUY!

from our SOFTWARE RENTAL LIBRARY

You can now RENT the most popular software available for just **20-25%*** of Manufacturers' Retail Price

- Eliminate the risk—rent first!
- 100% of rental fee applies toward purchase
- All purchases are 20% Off of Manufacturer's Suggested List
- Rentals are for 7-days (plus 3 days grace for return shipping)

SPECIAL INTRODUCTORY OFFER

There are now 2 different plans to choose from:

Join the **Game Group**, \$25.00 per year and rent as many games as you like for only 20-25% of Mfrs. Sugg. Retail Price.*

Minimum order, 3 game rentals

Join the **Business Group**, \$50.00 per year and rent as many business application programs as you like for only 20-25% of Mfrs. Sugg. Retail Price.*

REMEMBER, THESE ARE NOT DEMOS, BUT ORIGINAL UNRESTRICTED SOFTWARE PROGRAMS

(complete with manuals in original manufacturers' packages)

To Immediately Order, or for more information:

UNITED COMPUTER CORP.
Software Rental Library
Culver City, California

Canadian Orders Welcome

Toll Free CALL 1-800 992-7777

In California CALL 1-800 992-8888

In L.A. County CALL 1-213 823-4400



*Plus postage and handling.



Listing 2: Driver Program Dummy Line

```

.: 0400 00 00 05 00 00 0F 73 19
.: 0408 22 1A 1E 16 38 30 26 11
.: 0410 28 12 2E 30 32 2D 14 10
.: 0418 1D 25 2A 3A 39 21 3E 24
.: 0420 2B 7F 03 3F 01 01 43 29
.: 0428 55 7B 6F 57 5F 15 63 67
.: 0430 5B 70 18 20 31 2C 27 2E
.: 0438 33 3B 2F 17 13 1F 1B 23
.: 0440 5C 1C 02 30 00 6C FF 59
.: 0448 62 5A 5E 56 78 7C 66 51
.: 0450 68 52 6E 7D 72 6D 54 50
.: 0458 5D 65 6A 7A 79 61 7E 64
.: 0460 6B 60 60 60 FF FF FF FF
.: 0468 FF FF FF FF FF FF FF FF
.: 0470 FF C4 FF FF FF FF FF FF
.: 0478 FF FF FF FF FF FF FF FF
.: 0480 05 FF FF FF FF FF 32 2B
.: 0488 30 4E 72 9B 5A 64 6E 78
.: 0490 8C 9B 9B 9B 9B 72 EA EA
.: 0498 EA EA EA EA EA EA EA EA
.: 04A0 EA EA EA EA EA EA A0 01
.: 04A8 88 84 01 A9 77 85 02 A0
.: 04B0 F8 B1 01 C9 20 00 00 88
.: 04B8 C0 FF D0 F5 C6 02 A5 02
.: 04C0 C9 35 D0 ED 84 01 60 EA
.: 04C8 EA EA EA EA EA EA EA EA
.: 04D0 EA EA EA EA EA EA EA EA
.: 04D8 EA EA EA EA EA EA EA EA
.: 04E0 EA EA EA EA EA EA EA EA
.: 04E8 EA EA EA EA EA EA EA EA
.: 04F0 EA EA EA EA EA EA EA EA
.: 04F8 EA EA EA 92 09 0E 0E 00

```

Listing 3

```

B*
      PC  IRQ  SR  AC  XR  YR  SP
.: 1059 12E8 30 10 10 00 F6
.
.: 04A6 A0 01      LDY ##01
.: 04A8 88      DEY
.: 04A9 84 01      STY #01
.: 04AB A9 77      LDA ##77
.: 04AD 85 02      STA #02
.: 04AF A0 F8      LDY ##F8
.: 04B1 B1 01      LDA (#01),Y
.: 04B3 C9 20      CMP ##20
.: 04B5 D0 0D      BNE #04C4
.: 04B7 88      DEY
.: 04B8 C0 FF      CPY ##FF
.: 04BA D0 F5      BNE #04B1
.: 04BC C6 02      DEC #02
.: 04BE A5 02      LDA #02
.: 04C0 C9 35      CMP ##35
.: 04C2 D0 ED      BNE #04B1
.: 04C4 84 01      STY #01
.: 04C6 60      RTS

```

MICRO

VIC-20

NEWS FLASH!

CBM-64

INTERESTING SOFTWARE

AUGUST 1983

GRAFDOS NOW AVAILABLE FOR CBM-64

After a year of development, GRAFDOS, an enhanced new disk operating system will make life easier for thousands of disk owners. No longer do you have to use the cumbersome wedge. GRAFDOS provides over 40 new commands for both DOS and BASIC. Below is a list of new commands:

DOS COMMANDS

| | |
|-----------------|---------|
| LOAD"filename" | CATALOG |
| SAVE"filename" | INIT |
| RUN"filename" | WATCH |
| BLOAD"filename" | OFF |
| BSAVE"filename" | STAT |
| RENAME | CHAIN |
| DELETE | |

BASIC COMMANDS - HIRES

| | |
|--------|-------|
| PLOT | FLIP |
| HGR | WCHAR |
| SCREEN | DRAW |
| ALT | COPY |
| NORM | PIC |
| | PSAVE |

LORES

| | |
|--------|------|
| LGR | HLIN |
| LCOL | VLIN |
| L.PLOT | |

MISC. COMMANDS

| | |
|-------|--------|
| KEY | VTAB |
| SOUND | HTAB |
| HOME | HIMEM |
| TRAP | SPEED |
| TEXT | EXIT |
| BASIC | CTRL-G |

As an added bonus, GRAFDOS includes the MINI-MON, a powerful machine language monitor and mini-assembler with 20 commands! (See description below.)

The disk also comes with sample programs and demos including a music generator!

This is a DOS that every CBM-64 owner should have on every disk!

ORDER NOW! ONLY \$39.95

MINI-MONITOR NOT SO MINI!

A powerful machine code monitor which is not so mini has 20 commands to:

- Disassemble 6502 code
- Examine memory
- Text dump
- Move memory
- Hunt memory for a string
- Fill memory with any byte
- HEX - DEC conversion
- Edit code
- Mini-assembler
- Switch kernal to RAM
- Switch BASIC to RAM

The only thing mini in this monitor is the price! VIC-20 version requires 8K expansion.

Cassette \$15.95
Disk \$19.95

PROTECT YOUR INVESTMENT WITH ATTRACTIVE DUST COVERS!

After investing several hundred dollars in a computer or disk drive, protect it from harmful dust or liquid spills. Dust covers are made of durable, water resistant, brown canvas.

For computer or disk \$7.95
Old style datasette \$5.95
New style datasette \$5.95

MORE BOOKS BECOME AVAILABLE FOR VIC-20

Our selection of books is becoming larger with special discounts for our customers!

| | LIST | OUR PRICE |
|-------------------------|-------|-----------|
| KIDS AND THE VIC | 19.95 | 15.95 |
| VIC 20 USERS GUIDE | 15.95 | 11.95 |
| VIC GRAPHICS | 12.95 | 9.95 |
| VIC REVEALED | 12.95 | 9.95 |
| STIMULATING SIMULATIONS | 6.50 | 4.95 |
| I SPEAK BASIC TO MY VIC | 8.45 | 6.75 |

SUPER FAST GAMES FOR THE VIC 20

New aliens have been found invading thousands of VIC's. They come in all shapes and sizes terrorizing VIC owners everywhere. Now, you too, can shoot it out with these menaces!

| | LIST | OUR PRICE |
|----------------|-------------|-----------|
| SCORPION | cart. 39.95 | 29.95 |
| DEADLY SKIES | cart. 39.95 | 29.95 |
| GOLD FEVER | cart. 39.95 | 29.95 |
| CRATER RAIDER | cart. 34.95 | 26.95 |
| CYCLON | cart. 34.95 | 26.95 |
| SIDEWINDER 8K | cass. 29.95 | 19.95 |
| SWARM | cass. 29.95 | 19.95 |
| GALACTIC BLITZ | cass. 24.95 | 16.95 |
| QUACKERS | cass. 15.95 | 11.95 |

PEN P.A.L. HELPS PROGRAMMERS

P.A.L., which stands for Programmers Aids and Logs, is a perfect complement with the Users and Reference manuals. It provides 95 pages of color coded tear-out worksheets including:

- REFERENCE charts
- CHARACTER worksheets
- SCREEN layouts
- EZ GRAPH graphic aids
- FLOW CHARTING aids
- TRICKS AND HINTS
- TAPE CASSETTE log book
- BASIC dictionary

This is sure to become a MUST item for every programmer. Regularly \$9.95, our price is only \$7.95.

STELLAR TRIUMPH

A great new, all machine code game is now available for your CBM-64. Features exciting hires color graphics and spectacular sound effects. A two player game with many variations such as reverse gravity, bounce back, speed control, and more. Prepare yourself into an all-out space battle.

From H.A.L. Labs
 tape or disk \$24.95

INTERESTING SOFTWARE

21101 S. Harvard Blvd.
 Torrance, CA 90501
 (213) 328-9422

Visa/MC/Check/Money Order - Add \$2.00
 CA residents add 6 1/2% sales tax.
 Dealer inquiries invited.

Products for Commodore, Atari, Apple, and others!

NEW THE MONKEY WRENCH II A PROGRAMMERS AID FOR ATARI 800 NEW AND IMPROVED — 18 COMMANDS PLUGS INTO RIGHT CARTRIDGE SLOT

If you are a person who likes to monkey around with the ATARI 800, then THE MONKEY WRENCH II is for you!! Make your programming tasks easier, less time-consuming and more fun. Why spend extra hours working on a BASIC program when the MONKEY WRENCH can do it for you in seconds. It can also make backup copies of boot type cassette programs. Plugs into the right slot and works with ATARI BASIC cartridge.

The MONKEY WRENCH provides 16 direct mode commands. They are: AUTO LINE NUMBERING — Provides new line numbers when entering BASIC program lines. RENUMBER — Renumbers BASIC's line numbers including internal references. DELETE LINE NUMBERS — Removes a range BASIC line numbers.

VARIABLES — Display all BASIC variables and their current value. Scrolling — Use the START & SELECT keys to display BASIC lines automatically. Scroll up or down BASIC program. FIND STRING — Find every occurrence of a string, XCHANGE STRING — Find every occurrence of a string and replace it with another string. MOVE LINES — Move lines from one part of program to another part of program. COPY LINES — Copy lines from one part of program to another part of program. FORMATTED LIST — Print BASIC program in special line format and automatic page numbering. DISK DIRECTORY — Display Disk Directory. CHANGE MARGINS — Provides the capability to easily change the screen margins. MEMORY TEST — Provides the capability to test RAM memory. CURSOR EXCHANGE — Allows usage of the cursor keys without holding down the CTRL key. UPPER CASE LOCK — Keeps the computer in the upper case character set. HEX CONVERSION — Converts a hexadecimal number to a decimal number. DECIMAL CONVERSION — Converts a decimal number to a hexadecimal number. MONITOR — Enter the machine language monitor.

In addition to the BASIC commands, the Monkey Wrench also contains a machine language monitor with 16 commands used to interact with the powerful features of the 6502 microprocessor.



\$59.95

NEW VIC RABBIT CARTRIDGE AND CBM 64 RABBIT CARTRIDGE NEW FEATURE! DATA FILES!



"High Speed
Cassette
Load and Save!"

\$39.95

(includes cartridge
and manual)



for VIC

Don't waste your Life away waiting to LOAD and SAVE programs on Cassette Deck.

Load or Save 8K in approximately 30 seconds! Try it—your Un-Rabbitized VIC or 64 takes almost 3 minutes. It's not only fast but VERY RELIABLE.

Almost as fast as 1541 Disk Drive! Don't be foolish — Why buy the disk when you can get the Rabbit for much, much less!

Allows one to APPEND Basic Programs!

Easy to install — just plugs in.

Expansion Connector on rear of the VIC Rabbit.

Works with or without Expansion Memory.

Works with VIC or 64 Cassette Deck.

12 Commands provide other neat features.

Fast Data Files - two data file modes.

Also Available for 2001, 4001, and 8032.

Now for the "64" STCP — 300/1200 Baud Standard Terminal Communications Package

PFO IOD OOA CP<D1>D2 BELL - 12 30 00 10 14 36

Don't settle for non-standard Communications Protocol! Access Micro Net, Source, Bulletin Boards, Local Mainframe, etc.




- Complete Package — Includes RS232C Interface Board and software (does not include modem)
- Communicates in Industry Standard ASCII
- Upload/Download to/from Disk
- Automatic File Translation
- Can be controlled from keyboard or user supplied basic or machine language program

Specify 3.0 or 4.0 ROMS or 8032 Commodore Computer 4040 or 8050 or PEDISK II Disk or CBM64 on 1541.

Price: \$129.95

ATARI AND PET EPROM PROGRAMMER

Programs 2716 and 2532 EPROMs. Includes hardware and software. PET = \$75.00 — ATARI (includes sophisticated machine language monitor) = \$119.95



Prowriter Printer - Excellent dot matrix print parallel = call
Serial = Call IEEE = Call

PET BASIC SCROLL PROGRAM

Scroll thru Basic Programs using cursor up/down keys. Specify computer. \$6.00 on cassette, \$9.00 on diskette.

65C02 MAE

Same as our MAE but enhanced for the new 65C02 Opcodes. Turns your computer into a development system for the new ROCKWELL 65C02 Microprocessor. \$200.00 — Specify Computer.

6800 CROSS ASSEMBLER

A Cross Assembler based on the MAE that runs on the PET, Apple, or Atari but assembles opcodes for the Motorola 6800 microprocessor. Turns your computer into a development system for the Motorola 6800 Microprocessor. \$200.00 — Specify Computer.

ATARI and VIC Cartridges

EHS can supply large quantities of ATARI and VIC Cartridges for software developers. If you need cartridges, call for pricing.

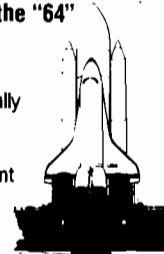


TRAP 65

TRAP 65 is a hardware device that plugs into your 6502's socket. Prevents execution of unimplemented opcodes and provides capability to extend the machines' instruction set.
For PET/APPLE/SYM
Reduced from \$149.95 to \$69.95

More than just an Assembler/Editor! Now for the "64"

It's a
Professionally
Designed
Software
Development
System



MAE
for
PET
APPLE
ATARI
~~\$169.95~~
New
Price
\$99.95

Blast off with the software used on the space shuttle project!

- Designed to improve Programmer Productivity
- Similar syntax and commands — No need to relearn peculiar syntaxes and commands when you go from PET to APPLE to ATARI
- Coresident Assembler/Editor — No need to load the Editor then the Assembler then the Editor, etc.
- Also includes Word Processor, Relocating Loader, and much more
- Options: EPROM Programmer, unimplemented opcode circuitry
- STILL NOT CONVINCED? Send for free spec sheet!

5 1/4 INCH SOFT SECTORED DISKETTES

Highest quality. We use them on our PETs, APPLES, ATARIs, and other computers. \$22.50/10 or \$44.50/20



EPROMS 2716 = \$4.50 2532 = \$7.50
Over 40 Commodore Programs by Baker (on 4040) = \$25.00

DC Hayes Smart Modem = \$235.00
DC Hayes Micro Modem II = \$289.00

Rana Disk Drive - 375
4 Drive Controller - 114

Eastern House

3239 Linda Dr.
Winston-Salem, N.C. 27106
(919) 924-2889 (919) 748-8446
Send for free catalog!





How Much Is It Worth?

Computing the Net Present Value of an Investment

by Brian J. Flynn

Computation of net present value is an important consideration; costs and benefits occur in the future as well as the present because money has value over time.

Consumers, government managers, and corporate men and women often face the dilemma of how best to spend scarce resources. Resolution of this problem entails evaluating alternatives whose costs and benefits occur in the future as well as the present.

A consumer who wants to buy a new car, for example, may tally the costs of three models, each with a different sticker price and recurring cost of operation. Differences in recurring costs may be due to differences in fuel efficiency (miles per gallon), price of insurance, and frequency of repair. Since costs are partly incurred in the future and since money is valuable over time, computation of net present values is desirable. Net present value is the amount of money needed today to generate a future cash flow. This article explains net present value in more detail, and gives an example of its use, applying the BASIC program listed here.

Net Present Value

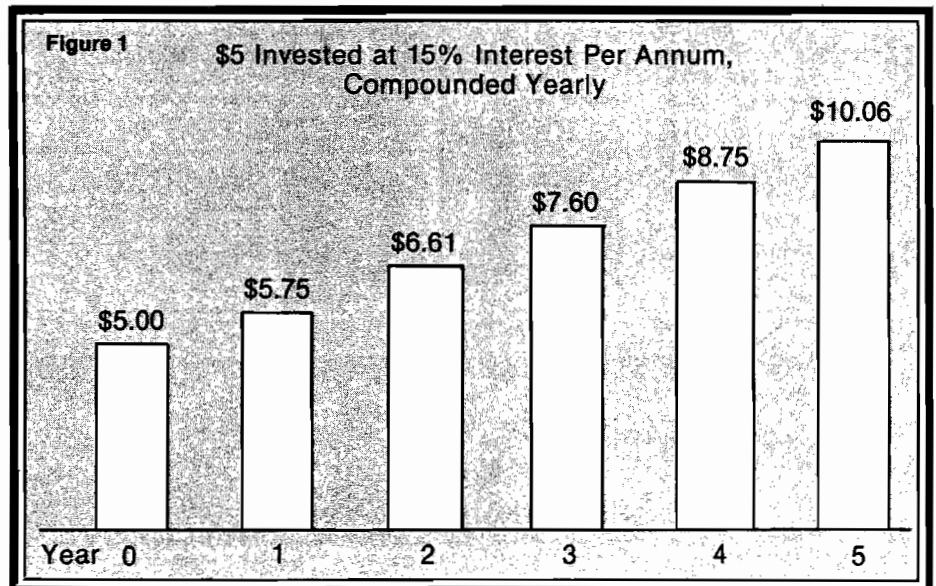
Almost no one in today's economy would willingly part with \$1,000 in return for merely \$1,000 a year hence. This is because inflation would diminish the purchasing power of the \$1,000 and because this sum, properly invested, would likely produce a "real" return, or a yield above and beyond the rate of inflation. Hence, a person might lend \$1,000 for one year only if promised \$1,000 plus 15% interest at the end of the period. It is this rate of interest that links money today and tomorrow.

Today's dollars are translated into tomorrow's by compounding the rate of interest. Conversely, tomorrow's are converted into today's by discounting. Each operation is the inverse of the other. Let's first discuss compounding. Five dollars (\$5.00) invested at 15% interest per annum, compounded once a year, yields \$5.75 at the end of 12 months ($\$5 + \$5 \times 0.15 = \$5 \times 1.15 = \5.75). And as figure 1 shows, the \$5.00 investment doubles in value after about five years ($\$5 \times 1.15^5 \approx \10). Interest need not be compounded just once a year, however. In fact, it may be compounded any number of times, as table 1 shows. But when interest is compounded more than once a year, nominal and effective interest rates differ. For example, \$1.00 invested at 15% interest, compounded every six

months, yields approximately \$1.1556 at the end of one year [$\$1 \times (1 + 0.15/2)^2 \approx \1.1556]. While the nominal interest rate is 15.00%, the effective rate is about 15.56%.

Discounting is the antithesis of compounding. Hence, \$5 invested today at 15% interest, compounded annually, yields \$5.75 in one year, and \$5.75 in one year is worth \$5 today ($\$5.75/1.15 = \5). The first process involves compounding and the second discounting, as figure 2 shows. Similarly, \$50 two years from now is worth about \$37.81 today ($\$50/1.15^2 \approx \37.81). And the present value of \$100 in "n" years is $\$100/1.15^n$. Following this logic, the formula for computing the net present value of an investment, with interest compounded annually and with dollars spent or received at the end of each period, is:

$$\text{Net Present Value} = R_0 + \frac{R_1}{(1+r)} + \frac{R_2}{(1+r)^2} + \dots + \frac{R_n}{(1+r)^n}$$





Relationship Between Compounding and Discounting
 (\$5 invested at 15% interest per annum, compounded yearly)
 Compounding ($\$5.00 \times 1.15 = \5.75)

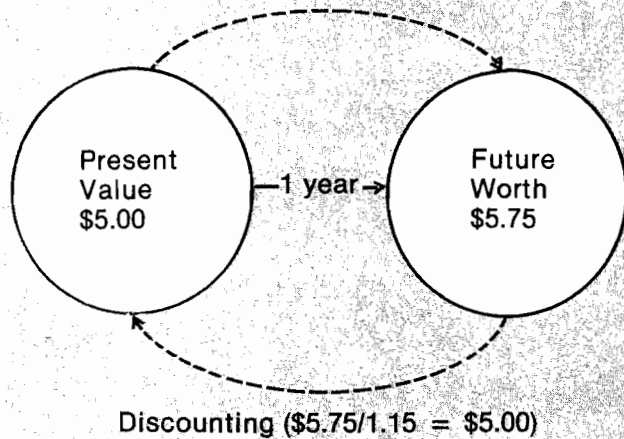


Figure 2

Each system, consisting of a CPU, video screen, disk drive, printer, and software, is expected to last five years, with no salvage value. System A costs \$1500 but should save \$3000 over its life (net saving = \$1500). System B, on the other hand, costs \$2000 but saves \$3450 over five years (net saving = \$1450). Since A saves more, do you purchase it instead of B?

Since money has value over time, you can always put your money into government bonds and earn about 15% per annum. Hence, you should decide which system to buy by comparing net present values. With $r = 15\%$, and with interest compounded once a year, the net present value of system A is:

$$-\$1500 + \frac{\$50}{1.15} + \frac{\$150}{1.15^2} + \frac{\$500}{1.15^3} + \frac{\$1000}{1.15^4} + \frac{\$1300}{1.15^5} \approx \$204$$

Similarly, the net present value of B is approximately \$275. Therefore computer B is the better buy.

(Continued on next page)

R_0 is initial net revenue (revenue minus cost) of the proposed project, and is always either zero or a negative number. This is because building a new factory, for example, involves an immediate expenditure (cost of construction) but yields no immediate return. Next, R_1 through R_n are the annual net revenues expected during the investment's life. Finally, r is the interest or discount rate, and n is the number of years in the cash flow.

If we decide to discount interest twice instead of once a year, the formula changes to:

$$\text{Net Present Value} = R_0 + \frac{R_1}{(1 + \frac{1}{2}r)^{2 \times 1}} + \frac{R_2}{(1 + \frac{1}{2}r)^{2 \times 2}} + \dots + \frac{R_n}{(1 + \frac{1}{2}r)^{2 \times n}}$$

Similarly, when quarterly discounting is desired, r is divided by 4 and the exponent becomes 4 multiplied by the appropriate year. The computer program lets you use any frequency of discounting that you want.

But what discount rate (r) is appropriate? Theoretically, the "correct" discount rate is the opportunity cost of the investment, or the next best available rate of return. But opportunity cost is difficult to measure, and varies from firm to firm and from private to public sector. In the private sector, a measure of a firm's cost of capital is probably a good approximation for r .

An Example

Let's say you want to buy a microcomputer system to reduce number crunching in your shoe store.

Your estimates of costs and benefits of two alternative systems are:

Estimated Net Revenue

| Year | System A | | System B | |
|------|----------|---------|----------|---------|
| | Cost | Revenue | Cost | Revenue |
| 0 | \$1500 | | \$2000 | |
| 1 | | 50 | | 600 |
| 2 | | 150 | | 650 |
| 3 | | | \$500 | |
| 4 | | | 1000 | |
| 5 | | | 1300 | |

Table 1: Future worth of \$5 invested at 15% interest per annum, compounded with varying frequency

| End of Year | Future Worth of the Investment, Interest Compounded: | | | |
|-------------|--|-----------|---------|--------------|
| | Semi-annually | Quarterly | Monthly | Continuously |
| 1 | \$ 5.78 | \$ 5.79 | \$ 5.80 | \$ 5.81 |
| 2 | 6.68 | 6.71 | 6.74 | 6.75 |
| 3 | 7.72 | 7.78 | 7.82 | 7.84 |
| 4 | 8.92 | 9.01 | 9.08 | 9.11 |
| 5 | 10.31 | 10.44 | 10.54 | 10.58 |

Notes: 1. Future worth of an investment = $\$ P \times (1 + \frac{r}{f})^{t \times f}$, where

- \$P = the principal
- r = rate of interest, in decimal form
- f = frequency of compounding
- t = year "t"

For example, with quarterly compounding of interest, \$5 at the end of five years is worth:

$$\$5 \times (1 + \frac{0.15}{4})^{5 \times 4} \approx \$10.44$$

2. When interest is compounded continuously, future worth equals

$$\lim_{f \rightarrow \infty} \$P \times (1 + \frac{r}{f})^{t \times f} = \$ P e^{r \times t}$$



Listing 1

```

10 REM Computing the Net Present Value of an investment.
20 REM Brian J. Flynn — 1 July 1981
30 REM Copyright (C) 1983 by MICRO Ink
40 REM P.O. Box 6502, Amherst, NH 03031
50 GOSUB 2000 : REM Print heading and enter parameters
60 GOSUB 3000 : REM Enter data
70 GOSUB 4000 : REM Compute Net Present Value
80 GOSUB 5000 : REM Print results
90 END
1000 REM CD$ = YES or NO for continuous discounting of interest
1010 REM DF = Discount factor
1020 REM DN = Denominator of the first period term in NPV formula
1030 REM E = 2.71828
1040 REM F = Frequency of discounting per period
1050 REM N = Number of periods in the cash flow
1060 REM NPV = Net Present Value
1070 REM R = Interest (Discount) rate
1080 REM R() = Vector of net revenues
2000 GOSUB 6000
2010 REM Heading
2020 PRINT"THIS PROGRAM COMPUTES THE NET":
PRINT"PRESENT VALUE OF AN INVESTMENT."
2030 PRINT"NET PRESENT VALUE IS THE AMOUNT":
PRINT"OF DOLLARS TODAY WHICH WILL"
2040 PRINT"GENERATE A FUTURE CASH FLOW,":
PRINT"USING PREASSIGNED INTEREST RATE."
2050 REM Length of cash flow
2060 PRINT "HOW MANY PERIODS ARE IN YOUR":
INPUT"CASH FLOW ";N:DIMR(N)
2070 PRINT:REM Interest rate
2080 PRINT"WHAT NOMINAL INTEREST RATE (IN":
PRINT"PERCENT FORM) WOULD YOU LIKE TO"
2090 INPUT "USE (E.G. 10 = 10%) ";R
2100 GOSUB 6000
2110 REM Frequency of discounting
2120 PRINT"IN COMPUTING THE NET PRESENT":
PRINT"VALUE OF YOUR CASH FLOW,"
2130 PRINT"INTEREST IS DISCOUNTED WITH ANY":
PRINT"FREQUENCY PER PERIOD YOU DESIRE."
2140 PRINT"WOULD YOU LIKE CONTINUOUS!":
INPUT"DISCOUNTING (Y/N) ";CD$
2150 PRINT:IF CD$="Y"THEN 2170

```

```

2160 PRINT"HOW MANY TIMES WITHIN EACH":
PRINT"PERIOD SHOULD INTEREST BE":
INPUT "DISCOUNTED ";F
2170 RETURN
3000 GOSUB 6000
3010 BK$=" " : REM 35 Spaces
3020 PRINT"PLEASE ENTER EXPECTED NET":
PRINT"REVENUE (REVENUE MINUS COST) IN"
3030 PRINT"EACH PERIOD"
3040 FOR I = 1 TO N
3050 II = 204 :GOSUB 7000
3060 III = 192 :GOSUB 7010
3080 INPUT N$:R(I) = VAL(N$)
3090 NEXT I :RETURN
4000 NPV = R(0)
4010 E = 2.71828183
4020 R = R/100
4030 IF CD$ = "Y" THEN DN = E↑R :GOTO 4050
4040 DN = (1 + R/F)↑F
4050 DF = DN
4060 FOR I = 1 TO N
4070 NPV = NPV + R(I)/DF
4100 DF = DF*DN
4110 NEXT :RETURN
5000 GOSUB 6000 :PRINT:PRINT:PRINT:PRINT:PRINT
5010 NPV = INT( (NPV + .0005)*1000)/1000
5020 PRINT"NET PRESENT VALUE = ";NPV
5030 PRINT:RETURN
6000 CLS : RETURN
7000 PRINT@II,BK$: RETURN
7010 PRINT@III,"PERIOD #";I;" " :RETURN

```

Mr. Flynn has an MA in economics from Virginia Polytechnic Institute and a Ph.D in econometrics from Georgetown University. He is employed as an operations research analyst with the Department of Defense. You may contact Mr. Flynn at 1704 Drewlaine Dr., Vienna, VA 22180.

MICRO

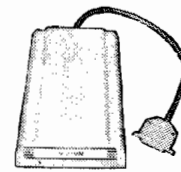


The STARCOM
\$450⁰⁰

*AUTO DIAL 300/1200 BPS
212A COMPATIBLE MODEM

*BUILT-IN SPEAKER

ANOTHER TECHNOLOGICAL BREAKTHROUGH



The OSCOM
\$520⁰⁰

*EXCLUSIVE TWO YEAR WARRANTY

*VERY COMPACT

*COMPLETE COMM SOFTWARE AVAILABLE

*The STARCOM is our latest compact, most technologically advanced, 300/1200 BPS, SUPER INTELLIGENT AUTO DIAL MODEM. The STARCOM is our second generation product, utilizing only 3 LSI Chips, packaged in a custom designed reinforced plastic case. With the STARCOM, all you need is a modular wall plug: it requires NO TELEPHONE, simply key in the phone numbers from your Terminal or Microcomputer keyboard and the Modem will do the rest.

*The OSCOM is another New Product designed for the OSBORNE® Computer User. To simplify its use by providing the necessary communication software integrated in the Modem, no more guessing as to which Software to use.


*The SOFTCOM is a Communications Software Package for PC Microcomputer Users.

We Offer Very Generous Discounts To Our Dealers
Call and Place Your Order Today
ORDERS ONLY 1-800-323-2666
For Information Call 312-459-8881

INCOMM

Division of Interbusiness Corporation
115 N. Wolf Road
Wheeling, IL 60090

INTRODUCING THE:



The Executive + System A Truly Virtual Machine!

Multi-User!

UP TO 24 USERS ON LINE.

Concurrent Tasks!

EACH USER CAN RUN MULTIPLE TASKS CONCURRENTLY.

Multi-Processing!

UP TO 8 CPU'S PER SYSTEM.

Networking!


COMPUTER SYSTEMS CAN BE TIED TOGETHER TO SHARE DATA BASES.

Up to 6.144 million bytes of RAM memory!

Up to 1.848 billion bytes of on line storage!

High Reliability!

THE SYSTEM IS HOUSED IN A SEALED RACK WITH FORCED AIR FOR ENVIRONMENTAL CONTROL WITH FRONT PANEL TURN KEY OPERATION, SWITCHING POWER SUPPLIES AND ROM BASED DIAGNOSTICS.



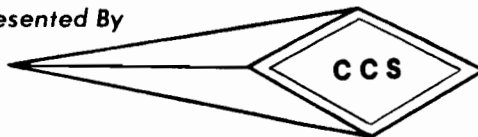
Cost Effective!

A 4 USER SYSTEM WITH 1.2 MBYTE ON FLOPPIES
540K BYTE RAM, 4 PRINTER INTERFACES,
1 NETWORK INTERFACE AND A 154 MEG BYTE FIXED DISK
RETAILS FOR \$ 20,390.

PRICE AND AVAILABILITY SUBJECT TO CHANGE WITHOUT NOTICE.


*Send for information on our complete line of
Executive Computers, Operating Systems and Business Solutions.
Representative inquiries are welcome.*

Presented By




CUSTOM COMPUTER SYSTEMS INC.
AN INNOVATIVE LEADER IN PROCESSING SYSTEMS

7250 COMMERCE CIRCLE EAST • FRIDLEY, MINNESOTA 55432 • PHONE (612) 574-9493



A Machine Code String Array Sort for OSI

by
John
Rippon



This machine-language program sorts the members of a string array into alphabetical order in far less time than would be needed using BASIC.

A routine called for in a number of my programs sorts students' names into alphabetical order. The task of putting strings into alphabetical order can, of course, be tackled in many ways. If the strings are stored in a BASIC program as members of a string array then you may choose either to rearrange the string array directly, or to create a pointer array, additional to the string array. The successive members of the pointer array are integers corresponding to the string array subscripts when the strings are placed in alphabetical order. The two methods are illustrated in figure 1.

Which method is used will depend on the exact application. The machine code routine described here is a direct sort and uses the rather inefficient, but easily understood, bubble sorting technique. It is called in a BASIC program by the `USR` function.

Bubble Sort

The bubble sort compares adjacent pairs of strings and swaps pairs in the wrong order. The first and second strings are compared and swapped if necessary, followed by the second and

third, and so forth. After the last pair has been checked the process is repeated from the first and second strings again. One less string needs checking on each successive pass through the list since the last string of each pass is placed in its correct position. Eventually all strings will be in correct order. For N strings, the number of passes through these successively diminishing loops before the order is correct is $N-1$ in the worst case. In this case the last string has to bubble its way, one place at each pass, up to the top of the list. (Some increase in efficiency can be made if the order of checking the strings is reversed on alternate passes.)

In BASIC, the string bubble sort routine looks like listing 2.

This method is fine, in theory, but two major difficulties arise when using such a program on the C1P. First, the number of swaps required to sort a randomly distributed list of N strings is approximately proportional to N squared so that, as the number of strings is increased, the time required to make the sort may become inconveniently long. Second, and more important, everytime a string swap is made the three assign-

ment statements on lines 1050 and 1060 each cause a string to be added to the string storage area in RAM. If N is too large, the number of swaps needed will cause the available string storage area to be filled; the now well documented garbage collector string array bug in the Microsoft BASIC-IN-ROM will be encountered. Unless you have made one of the software or firmware modifications to eradicate the bug it will indicate its presence by a continual flicker of the video screen at about $1\frac{1}{2}$ second intervals while it goes around an endless loop looking, unsuccessfully, for places to relocate your strings. In practice, I found about 40-50 strings with an average length of 15 characters to be the upper limit on my 16K RAM machine before running into trouble.

String Vector Swaps

Since we are not creating any new strings but rather just swapping the order of the existing ones, adding further strings to RAM, as described above, is redundant in a bubble sort routine. In O.S.I. BASIC every string array element has a 4-byte pointer that contains information on the length of the string and the address in RAM at which the string is stored. Thus, whenever two strings require swapping all you need to do is swap their two 4-byte pointers. While such a swap routine could be written in BASIC, the



high-speed nature of machine-code operation makes the latter mode of programming a better idea. Listing 1 shows the machine code bubble sort routine, which easily fits into the unused page 2 area of RAM in the C1P.

The routine is called within a BASIC program by the statement $S = \text{USR}(N)$, where N is the variable standing for the number of strings to be sorted, and S returns the number of passes through the list for the sort to be completed.

To keep the routine as short as possible its use is limited to sorting one array in any one BASIC program. This array is identified by inserting an appropriate DIM statement ahead of any other array reference in the BASIC program.

The strings to be sorted must have subscripts 1 to N inclusively. The machine code is position independent.

How It Works

The routine bears a close analogy to the BASIC program in listing 2.

The zero-page locations used in the routine are:

- \$24, \$25 - pass count, analogous to I in listing 2.
- \$26, \$27 - string count, corresponds to J
- \$28, \$29 - contains the address minus one of the current string pointer
- \$2E - swap flag. 00 = no swaps, FF = swap made in last pass
- \$31 to \$37 - the pointers for the current pair of strings being compared are stored in these locations

Array Sort requires: OSI-CIP with BASIC in ROM

\$AE, \$AF - contains number of strings, N , in fixed-point format

First, the value of N is transferred to \$AE, \$AF by the INVAR subroutine called at \$240. At addresses \$243 to \$254 the pass count and string count are set to unity and the swap flag is cleared. \$255 to \$260 takes the Variable End Pointer (\$7D \$7E), adds ten to it and stores the resulting address in \$28, \$29 (high byte in \$29).

Provided the array to be sorted is the first encountered in the BASIC program the address in \$28 \$29 at this point will be one less than the address of the string pointer for $A\$(1)$ - the first string to be examined. After string comparison and swapping, this address is increased by four at \$29D to \$2A7 to point to one less than the string pointer for $A\$(2)$ and etc.

At \$2A8 to \$2BE the value of $N-I-J$ is calculated. When this value is found to be zero, i.e. $J=N-I$, the main loop is exited by a branch to \$2C7.

At \$2C7 the swap flag is checked and, if no swaps were made, the current value of the pass count, I , is transferred back to BASIC via the OUTVAR subroutine (\$2DC to \$2E2). If the swap flag is set, the string count, J , is incremented and then compared with N

at \$2CB to \$2DB. If the incremented count is not equal to N the program branches in two steps back to \$24B where the swap flag is cleared and the main loop is re-entered.

String Comparisons

Whether or not two strings require swapping is, of course, determined by comparison of correspondingly positioned characters in each string - starting from the left-hand end. If, however, two strings are identical up to and including the right-hand end character of the shorter of the two strings, then it is generally agreed that the longer string is placed after the shorter one in an alphabetical list. Thus, for example "CAT" comes ahead of "CATWALK."

At \$261 to \$26A the two current string pointers are transferred to \$31-\$37 (One byte in each pointer is a null and one of these is not transferred). The length of the shorter string is transferred to the X-Register at \$26B to \$272.

Comparison of the string character pairs is made at \$273 to \$278. The swapping of the two pointers is made at \$279 to \$28E together with the setting of the swap flag. After swapping, the program branches to \$29D again for the next string pair.

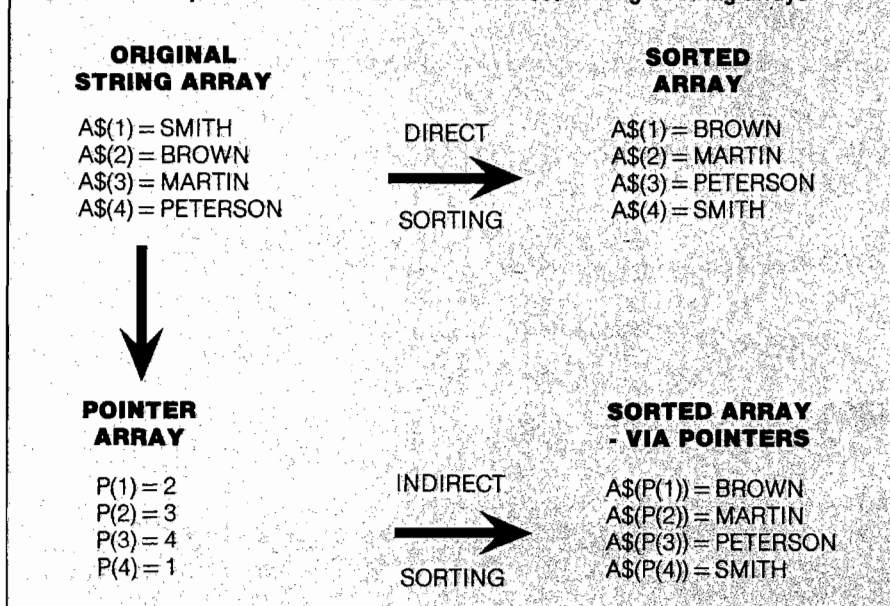
If it is necessary to move on to the next character-pair comparison the BNE's at \$28F to \$292 are ignored and at \$293 to \$296 the character index (Y) is incremented. If the end of a string has not been reached, the program branches back to \$273 for the next character-pair check.

Finally, if all characters agree in pairs, the string lengths are compared at \$297 to \$29C. If the longer one is the first one, a branch is made to the swap routine.

Using this routine I have found that 250 randomly-ordered strings can be sorted into alphabetical order in a time of the order of five to ten seconds; but if your list has two dozen ANDERSONS, 15 HIGGENBOTTOMS and 30 CHRISTENSONS randomly distributed throughout, then, perhaps the times may not be so impressive!

John Rippon is head of mathematics and physics at Taita College, New Zealand, where he uses a C1P to introduce students to microcomputing. You may contact him at 32 Tilbury Street, Lower Hutt, New Zealand.

Figure 1: A comparison between direct and indirect sorting of string arrays.





Listing 1

```

7E00 20 05 AF      JSR  T1
7E03 A9 00      LDA  #00
7E05 85 24      STA  Z1
7E07 85 25      STA  Z2
7E09 E6 25      INC  Z2
7E0B 42 00      L8   LDA  #00
7E0D 06 2E      STX  Z3
7E0F 86 26      STX  Z4
7E11 86 27      STX  Z5
7E13 E6 27      INC  Z5
7E15 18      CLC
7E16 A9 0A      LDA  #0A
7E18 65 7D      ADC  Z6
7E1A 85 28      STA  Z7
7E1C 8A      TXA
7E1D 65 7E      ADC  Z8
7E1F 85 29      STA  Z9
7E21 A0 07      LDY  #07
7E23 B1 28      L2   LDA  <Z7>,Y
7E25 99 30 00    L13  STA  Z10,Y
7E28 88      DEY
7E29 00 F8      BNE  L2
7E2B A6 31      LDX  Z11
7E2D E4 35      CPX  Z12
7E2F 90 02      BCC  L3
7E31 A6 35      LDX  Z12
7E33 B1 36      L3   LDA  <Z13>,Y
7E35 01 32      CMP  <Z14>,Y
7E37 10 16      L9   BPL  L4
7E39 A0 07      LDY  #07
7E3B 89 2C 00    L5   LDA  Z15,Y
7E3E 91 28      STA  <Z7>,Y
7E40 88      DEY
7E41 00 03      CPY  #03
7E43 00 F6      BNE  L5
7E45 B9 34 00    L6   LDA  Z16,Y
7E48 91 28      STA  <Z7>,Y
7E4A 88      DEY
7E4B 10 F8      BPL  L6
7E4D 84 2E      STY  Z3
7E4F 00 0C      L4   BNE  L7
7E51 00 B8      L16  BNE  L8
7E53 08      INY

```

```

7E54 0A      DEX
7E55 00 0C      BNE  L3
7E57 A5 35      LDA  Z12
7E59 05 31      CMP  Z11
7E5B 30 0A      BMI  L9
7E5D 18      L7   CLC
7E5E A9 04      LDA  #04
7E60 65 28      ADC  Z7
7E62 85 28      STA  Z7
7E64 90 02      BCC  L10
7E66 E6 29      INC  Z9
7E68 38      L10  SEC
7E69 A5 AF      LDA  Z17
7E6B E5 25      SBC  Z2
7E6D A8      TAY
7E6E A5 AE      LDA  Z18
7E70 E5 24      SBC  Z1
7E72 AA      TAX
7E73 98      TYA
7E74 E5 27      SBC  Z5
7E76 A8      TAY
7E77 8A      TXA
7E78 E5 26      SBC  Z4
7E7A 00 03      BNE  L11
7E7C 98      TYA
7E7D F0 08      BEQ  L12
7E7F E6 27      L11  INC  Z5
7E81 00 9E      BNE  L13
7E83 E6 26      INC  Z4
7E85 00 9A      BNE  L13
7E87 A5 2E      L12  LDA  Z3
7E89 F0 11      BEQ  L14
7E8B E6 25      INC  Z2
7E8D 00 02      BNE  L15
7E8F E6 24      INC  Z1
7E91 A2 02      L15  LDX  #02
7E93 B5 23      L17  LDA  Z19,X
7E95 05 A0      CMP  Z20,X
7E97 00 B0      BNE  L16
7E99 0A      DEX
7E9A 00 F7      BNE  L17
7E9C A5 24      L14  LDA  Z1
7E9E A4 25      LDY  Z2
7EA0 4C 01 AF    JMP  J18

```

Listing 2

```

1000 REM ARRAY BUBBLE SORT
1010 FORI=1TON-1: S=0
1020 FORJ=1TON-I
1030 IFA*(J)<=A*(J+1)THEN1090
1040 REM SWAP STRINGS
1050 A*(O)=A*(J):A*(J)=A*(J+1)
1060 A*(J+1)=A*(O)
1070 REM SET SWAP FLAG
1080 S=-1
1090 NEXTJ
1100 IFSTHENNEXTI
1110 REM ARRAY SORTED
OK

```

Listing 3

```

60 REM ***STRING BUBBLE SORT - CALL P=USRIN***
70 REM ***N = # STRINGS, P = # OF PAGES TO SORT***
80 REM ***DIMENSION STRING TO BE SORTED AT TOP OF PROGRAM***
90 REM ***POSITION-INDEPENDENT CODE***
100 DATA32,5,174,169,0,133,36,133,37,230,37,162,0,134,46
110 DATA134,38,134,39,230,39,24,169,10,101,125,133,40,138,101
120 DATA126,133,41,160,7,177,40,153,48,0,136,208,248,166,49
130 DATA228,53,144,2,166,53,177,54,209,50,16,22,160,7,185
140 DATA44,0,145,40,136,192,3,208,246,185,52,0,145,40,136
150 DATA16,248,132,46,208,12,208,184,200,202,208,220,165,53,197
160 DATA49,48,218,24,169,4,101,40,133,40,144,2,230,41,56
170 DATA165,175,229,37,168,165,174,229,36,170,152,229,39,168,138
180 DATA229,38,208,3,152,240,8,230,39,208,158,230,38,208,154
190 DATA165,46,240,17,230,37,208,2,230,36,162,2,181,35,213
200 DATA173,208,184,202,208,247,165,36,164,37,76,193,175
210 FORI=57610738:READJ:POKEI,J:NEXT
220 POKEI,64:POKEI,2

```

MICRO™

Perry Peripherals Repairs KIMs!! (SYM and AIMs Too)

- We will Diagnose, Repair, and Completely Test your Single Board Computer
- We Socket all replaced Integrated Circuits
- You receive a 30-day Parts and Labor Warranty
- Your repaired S.B.C. returned via U.P.S. — C.O.D., Cash

Don't delay! Send us your S.B.C. for repair today

Ship To: (Preferably via U.P.S.)

Perry Peripherals

6 Brookhaven Drive

Rocky Point, NY 11778

KIM-1 Replacement Modules

- Exact replacement for MOS/Commodore KIM-1 S.B.C.
- Original KIM-1 firmware — 1K and 4K RAM versions

Replacement KIM-1 Keyboards

- Identical to those on early KIMS — SST switch in top right corner
- Easily installed in later model KIMS

Perry Peripherals is an authorized HDE factory service center.

Perry Peripherals carries a full line of the acclaimed HDE expansion components for you KIM, SYM, and AIM, including RAM boards, Disk Systems, and Software like HDE Disk BASIC V1.1. Yes, we also have diskettes. For more information write to: P.O. Box 924, Miller Place, NY 11764, or Phone (516) 744-6462.

COM-STAR F/T

Tractor
Friction
Printer

only **\$259**



- Lowest price quality tractor friction printer in the U.S.A.
- Fast 80 characters per second
- 40, 46, 66, 80, 96, or 132 characters per line spacing
- Prints labels, letters, graphs, and tables
- List your programs
- Print out data from modem services

Deluxe COMSTAR F/T PRINTER — \$259.00

The Comstar is an excellent addition to any micro-computer system. (Interfaces are available for Apple, VIC-20, Commodore-64, Pet, Atari 400 and 800, and Hewlett Packard). At only \$259 the Comstar gives you print quality and features found only on printers costing twice as much. Compare these features.

• **BI-DIRECTIONAL PRINTING** with a LOGIC SEEKING CARRIAGE CONTROL for higher through-put in actual text printing. 80 characters per second.

• **PRINTING VERSATILITY:** standard 96 ASCII character set plus block graphics and international scripts. An EPROM character generator includes up to 224 characters.

• **INTERFACE FLEXIBILITY:** Centronics is standard. Options include EIA RS232C, 20mA Current Loop. (Add \$20.00 for RS232)

• **LONG LIFE PRINT HEAD:** 100 million character life expectancy.

• **THREE SELECTABLE CHARACTER PITCHES:** • 10, 12 or 16.5 characters per inch. 132 columns maximum. Double-width font also is standard for each character pitch.

• **THREE SELECTABLE LINE SPACINGS:** 6, 8 or 12 lines per inch.

• **PROGRAMMABLE LINE FEED:** programmable length from 1/144 to 255/144 inches.

• **VERTICAL FORMAT CONTROL:** programmable form length up to 127 lines, useful for short or over-sized preprinted forms.

• **FRICTION AND TRACTOR FEED:** will accept single sheet paper.

• **224 TOTAL CHARACTERS**

• **USES STANDARD SIZE PAPER**

If you want more try —

Premium Quality COMSTAR F/T SUPER-10" PRINTER — \$299.00

More Features Than MX-80

For \$299 you get all of the features of the Comstar plus 10" carriage 120 cps, 9x9 dot matrix with double strike capability for 18 x 18 dotmatrix. High resolution bit image (120 x 144 dot matrix), underlining, backspacing, 2.3K buffer, left and right margin settings, true lower descenders, with super and subscripts, and prints standard, Italic, Block Graphics, special characters, plus 2K of user definable characters. For the ultimate in price performance the Comstar F/T Super 10" leads the pack!

80 COLUMN PRINTER \$189

Super silent operation, 60 CPS, prints Hi-resolution graphics and block graphics, expanded character set, exceptionally clear characters, fantastic print quality, uses inexpensive thermal roll paper!

Double Immediate Replacement Warranty

We have doubled the normal 90 day warranty to 180 days. Therefore if your printer fails within "180 days" from the date of purchase you simply send your printer to us via United Parcel Service, prepaid. We will IMMEDIATELY send you a replacement printer at no charge via United Parcel Service, prepaid. This warranty, once again, proves that WE LOVE OUR CUSTOMERS!

15 DAY FREE TRIAL

OTHER OPTIONS

Extra Ribbons \$ 5.95
Roll Paper Holder 32.95
Roll Paper 4.95
5000 Labels 19.95
1100 Sheets Fan Fold Paper..... 13.95

Add \$20.00 shipping, handling and insurance. Illinois residents please add 6% tax. Add \$40.00 for CANADA, PUERTO RICO, HAWAII, ALASKA orders. WE DO NOT EXPORT TO OTHER COUNTRIES. Enclose cashiers check, money order or personal check. Allow 14 days for delivery, 2 to 7 days for phone orders, 1 day express mail available!! Canada orders must be in U.S. dollars.

PROTECTO
ENTERPRIZES (We Love Our Customers)
BOX 550, BARRINGTON, ILLINOIS 60010
Phone 312/382-5244 to order

COMSTAR F/T

ABCDEFGHIJKLMN OPQRSTUVWXYZ abcdefghijkl
lmn opqrstuvwxyz 1234567890
ABCDEFGHIJKLMN OPQRSTUVWXYZ abcdefghijklmnopqrstuvwxyz1234567890

SUPER-10"


ABCDEFGHIJKLMN OPQRSTUVWXYZ
ABCDEFGHIJKLMN OPQRSTUVWXYZ 1234567890

PRODUCTS from MICRO

Revised edition now available! All new text added to the original atlas and gazetter...

"What's Where in the Apple"

A Complete Guide to the Apple Computer.




This revised edition of the famous Apple Atlas will:

- provide you with more information on the Apple's memory than is available elsewhere
- guide you with a numerical Atlas and an alphabetical Gazette — to over 2000 memory locations of PEEKs, POKEs and CALLs
- give you names and locations of various Monitor, DOS, Integer BASIC and Applesoft routines and tells you what they're used for
- enable you to move easily between BASIC and machine language
- guide you through the inner workings and hidden mechanisms of the Apple

Get the most out of your Apple with the "MICRO on the APPLE" series...

This series of books for the APPLE computer is the best source of Apple specific programming aids, utilities, enhancements, games and much more. MICRO has taken the best APPLE material ever published in MICRO magazine and brought it together in this three volume series.



Volume 1 allows you to —
Round and format numbers accurately, get lower-case letters and punctuation into Applesoft strings or play the hit game "Spelunker"

Volume 2 lets you —
Speed up machine-language programming using five powerful machine-language aids, add additional editing and I/O features, or play the intriguing game "GalactiCube"

Volume 3 gives you more —
Machine-language aids, I/O enhancements, graphics and games

Each volume comes complete with diskette to save you the time of typing hundreds of lines of code.

If you use to an APPLE computer you should own these books.


Retail price \$24.95

The Atlas and the All New Guide are now available in one 256-page Wire-O-Bound book for only \$24.95.

All Apple users will find this book helpful in understanding their machine and essential for mastering it.

Retail price \$24.95

If you own the original **What's Where in the Apple** purchase **The Guide** to complete your edition. This 128-page Wire-O-Bound version contains all the new material to be used with the memory map and atlas.



Don't miss this opportunity to complete your edition of **What's Where in the Apple**.

Order your copy of **The Guide** now.

Retail price \$9.95

FOR EASY ORDERING


CALL TOLL FREE

1-800-345-8112

(IN PA 1-800-662-2444)

MasterCard and VISA Accepted

AND now the "MICRO on the APPLE" series is available as a boxed set.



All three volumes are packaged in an attractive box with the 110 programs on one diskette.

The set is available at a **20% savings** off the individual price.

Retail price \$59.95

Order your copy of the
Best of MICRO
 before they are sold out!



If you're looking for excellent software at a very low price these books are for you!

Here are some of the things that you will receive:

Volume 1 — SOLD OUT!

Volume 2 contains 55 articles and programs that appeared in MICRO magazine from October 1978 through May 1979. These programs are for the Apple, AIM 65, KIM-1, PET, OSI, and SYM-1. This 224-page book is paper bound 8½ x 11. Retail price\$8.00

Volume 3 contains 88 programs and articles from June 1979 through May 1980 issues of MICRO magazine. These programs are for use on Apple, AIM 65, KIM-1, PET, OSI, and SYM-1 computers. This 320-page book is 8½ x 11 and is paperbound. Retail price\$10.00

Learn how to master VIC BASIC programming with MICRO's newest book...

"Mastering Your VIC-20"

Now you can do more with your VIC-20. This new book and the 8 projects and 20 programs that it contains can teach you how to master VIC BASIC programming. Each chapter concentrates on a particular aspect of VIC BASIC...and each program is accompanied by discovery-oriented, tutorial text — clear directions that will quickly have you writing programs, modifying them and adding features all on your own. And to help you master your VIC-20 even faster, all 8 programs are already keyed in on the accompanying cassette.

Some of the programs you'll find in this book are:

- MICRO Calc — a miniature spread sheet program that makes complex, repetitive calculations a breeze.
- Master — a guessing game that teaches programming with random numbers and flags.
- VIC Clock — to teach you ON...GOSUB functions and character graphics.

Order your copy of "Mastering Your VIC-20" by using the order form below.

Retail price\$23.95

ATTENTION OSI USERS



Micro has just released a new book, "MICRO on the OSI." This comprehensive book provides you with methods to improve the use of your Ohio Scientific Computer ...includes machine-language enhancements and BASIC aids. You can learn how to TRACE BASIC programs, DEBUG machine language programs and improve your OS65-D operating system.

You'll also find:

- Hardware modifications for enhanced/reversed video
- Programs for control code and upper/lower-case entry

Plus... a What's Where in the OSI C1/C2

This new book will also help you to improve your own BASIC programs with PRINT AT, DELETE, AUTO-number and FUNCTION INPUT. No OSI owner can afford to be without this book.

You'll receive 25 programs in this 192 page book.

Order your copy today!

Retail price\$19.95

**Each program is worth
the price of the book itself.**

**Mastering Your
VIC-20...
MICRO on the OSI...
Two New Books
From MICRO**

USE THE POSTAGE-PAID CARD TO ORDER YOUR BOOKS FROM MICRO....



**Subscribe to
MICRO...
Save 20%
Off The
Newsstand
Price!**

Each Month MICRO Delivers:

- ★ Practical, useful information about microcomputing...
- ★ Valuable programs to teach you more about your Apple, Atari, VIC-20, Commodore 64, TRS-80-Color...
- ★ Easy-to-follow instructions to allow you to enhance your system's capabilities...
- ★ Tutorials to teach you how to program beyond BASIC...

**TWO NE
FRO**

**A Feast Of Computing Ideas
Use These Postage-Paid Cards To Order**

**SAVE
20%!**

**Use This
Postage-Paid
Card To
Subscribe...**

**Or Call
Toll-Free
1-800-345-8112**
(In PA 1-800-662-2444)
(MasterCard and VISA Accepted)

MICRO™

SAVE 20%



Yes! Enter my subscription to MICRO, and send me the next 12 issues for just \$24.00. I save \$6.00 off the newsstand price!

Name _____

Address _____

City _____

State _____ Zip _____

I'm paying by Check MO VISA MasterCard

Card # _____ Exp. Date _____

I OWN A:

Commodore 64 VIC-20

Apple PET

Atari 400 Atari 800

Other: _____

For Faster Service Call:

1-800-345-8112

(In PA: 1-800-662-2444

VISA or MasterCard Only

**BOOKS
MICRO!**

MICRO™'s Newest Books

NEW for VIC-20 Users! Mastering Your VIC-20 With 8 BASIC Projects

A book that makes learning to program your VIC-20 fun! Contains 8 projects and programs. Games, utilities — even a VIC-20 version of "VisiCalc." All 8 programs on cassette to help you learn faster.

Mastering the VIC-20 @ \$23.95

NEW for OSI Users! MICRO on the OSI

Includes Machine-Language enhancements and BASIC Aids, hardware modifications for enhanced/reversed video, programs for control code and upper/lower case entry. A valuable programming tool.

MICRO on the OSI @ \$19.95

Please rush the MICRO Books I've checked above to:

Name _____

Address _____

City _____ State _____ Zip _____

(Allow 6-8 weeks for delivery)

I'm paying by: Check MO
 VISA MC

Total Enclosed: \$ _____
(Add \$2.00 s/h per book.)

Visa/MC # _____

Exp. Date: _____

MICRO™'s Best Sellers

The Best of MICRO

Make your computer reference library complete by adding the "Best of MICRO" to your present book collection. Each volume full of articles and programs pulled from the pages of MICRO. Excellent software at a very low price!

BOM Volume 2 @ \$8.00
 BOM Volume 3 @ \$10.00

What's Where in the Apple

Revised new addition with text added to the original atlas and gazetter. All Apple users will find this book helpful in understanding their machine and essential for mastering it.

What's Where in the Apple @ \$24.95
 The Guide @ \$9.95

Best Sellers for APPLE Users!

MICRO on the APPLE

Programming aids, utilities, games, enhancements. Together Volumes 1, 2, and 3 contain over 100 programs on diskette. Fully documented and explained.

3-Volume Gift-Boxed @ \$59.95
 Vol.1 Vol.2 Vol.3 \$24.95 ea

Please rush the MICRO Books I've checked above to:

Name _____

Address _____

City _____ State _____ Zip _____

(Allow 6-8 weeks for delivery)

I'm paying by: Check MO
 VISA MC

Total Enclosed: \$ _____
(Add \$2.00 s/h per book.)

Visa/MC # _____

Exp. Date: _____



NO POSTAGE
NECESSARY
IF MAILED
IN THE
UNITED STATES

BUSINESS REPLY CARD
FIRST CLASS PERMIT NO. 20, AMHERST, NH

POSTAGE WILL BE PAID BY ADDRESSEE



10 Northern Blvd.
P.O. Box 6502
Amherst, NH 03031



**SAVE
20%!!!!**

**Subscribe
to
MICRO**

Use This Postage
Paid Card to Order
the Next 12 Issues
of MICRO and SAVE
\$6.00 Off
Newsstand Price!



NO POSTAGE
NECESSARY
IF MAILED
IN THE
UNITED STATES

BUSINESS REPLY CARD
FIRST CLASS PERMIT NO. 20, AMHERST, NH

POSTAGE WILL BE PAID BY ADDRESSEE



10 Northern Blvd.
P.O. Box 6502
Amherst, NH 03031



**A Feast Of
Computing
Ideas...**

**New Book
From
MICRO**



NO POSTAGE
NECESSARY
IF MAILED
IN THE
UNITED STATES

BUSINESS REPLY CARD
FIRST CLASS PERMIT NO. 20, AMHERST, NH

POSTAGE WILL BE PAID BY ADDRESSEE



10 Northern Blvd.
P.O. Box 6502
Amherst, NH 03031



Order These

**Best
Sellers
From
MICRO**

The

MICROTM

LEARNING CENTER

Atari 800

Texas Instrument

Features:



- **Atari Mode 10 Painting Program, Part 2**

by Paul Swanson

Add cassette capability and vertical fill

- **Text Editing Routines for the Color Computer**


by John Steiner

Routines for any program that manipulates text

- **Address Filer for the Apple**

by Phil Daley

A short file program that demonstrates random-access techniques



Apartments, condos, single homes, taxpayer units, offices. Whatever type income property you have, the accounting and record keeping chores are complicated and time consuming. To handle them effectively and efficiently you need a professional manager. And that's exactly what The Property Manager is.

Its capabilities are all-inclusive, yet extremely easy to utilize. They cover complete tenant information, including move ins, lease data, payment status. Plus com-




plete unit data from rental history to pending vacancies.

The Property Manager also handles the finances like a full time CPA. Everything from cash receipts/disbursements to accounts receivable, up to its own General Ledger system. It even writes checks and statements, prepares mailing labels and almost any type of report you desire.

Get your copy of this easy-to-use, professional level program now. And forget the aspirin!

SAY GOODBYE TO PROPERTY MANAGEMENT HEADACHES!

New!
The Property Manager
For Apple II*
Only
\$295.00



DATA MOST
8943 Fullbright Ave. Chatsworth,
CA 91311. (213) 709-1202

VISA/MASTERCARD accepted. Add 3% shipping/handling charge.
(California residents add 6 1/2% sales tax.)


*Apple II is a trademark of Apple Computer, Inc.



TEXT

EDITING

ROUTINES



for the Color Computer

by John Steiner

Anyone who has written a letter, term paper, or article by hand, can truly appreciate the invention of the typewriter. It made a tedious job easier. Now we have word processors — an improvement over the typewriter. A couple of years ago when my Color Computer was new, I started to write an electronics book. After typing the introduction and its six revisions on a typewriter, I was ready for a word processor.

At the time, the Color Computer was "just a toy" with little workable software and no word processors. The manuals that came with the computer suggested text editing as a useful application and even had some simple text editing routines. These were just what I needed to assist me in completing my task. In the process of expanding the routines, I learned most of what I know about BASIC. This article will teach you about the powers of string handling in BASIC.

The routines included here can be used by any program that manipulates text. They are the heart of the homebrew word processor. You can write your own menu functions and recreate a word processor, reorganize the text entry and edit routines to create assembler files, use the file routines for a disk or tape-based filing system, use the search routine to find variables in program listings, or use the print routine to format any line-oriented text.

I have stripped the routines down to their essentials, and will make comments on how they can be expanded into more powerful functions. Each routine is stand-alone and can be edited to fit your individual requirements. Since the routines are written in Microsoft Extended Color BASIC they may be easily modified to run on many Microsoft interpreters.

GET A KEY Routine

Listing 1 is a BASIC loader that will load a self-contained, relocatable machine-language keyboard polling routine. In addition, it reserves string space and a small space in upper memory to hold the machine-language routine. The routine uses a call to the POLCAT routine in BASIC ROM and is mostly unchanged from the Color BASIC manual. I've used it in many of my programs.

In addition to disabling the BREAK key, the routine allows the use of special function keys in the form of control keys. Control keys can be defined by the BASIC program for your own use, as will be seen in the main program routine. To use the control function, just press the "DOWN ARROW" key, then press the control key desired. If you are in lower-case mode, you will have to press "SHIFT", while pressing the key. For example, in the word processor, pressing "DOWN ARROW" "E" will invoke the editor function.

It is recommended that you load this routine by a pre-loader as shown, so that the BASIC code that POKES it into memory will not take up memory space. In disk BASIC, line 120 will cause the main processor program to be loaded and run. In tape BASIC, change line 120 to CLOAD. Keep the main program on tape immediately following this routine. When the OK prompt appears indicating a good load, just type RUN.

If you are using a disk system, issue a PCLEAR 1 in one of the first lines of this program. You could store the routine in page one of graphics memory, starting at \$0E00 normally. Just change the DEFUSR in the edit to point to the correct start address. On a tape system, before loading the routine, enter a POKÉ 25,6 : NEW. This line will



cause the processor to load at \$600, effectively a PCLEAR 0, providing you with more available memory space for string storage.

TEXT INPUT Routine

The main program input routine in listing 2 uses control characters to provide various functions. Line 50 defines where the machine-language "get a key" routine is located. Line 70 calls the routine, and the main keyboard loop is entered. The variable A\$ is used to contain the text as it is input from the keyboard. The machine-language routine uses variable A to return the ASCII value of the key just pressed. If A is over 32, it is a valid text character and will be assigned to A\$. If not, it is a control character, and the subroutine at 140 is called. This routine will determine the function of the control character. For example, the backspace key is ASCII code number 8, so lines 160 and 170 handle backspace functions, both erasing the previously typed letter from the screen and deleting it from the string. The ENTER key (code number 13) is flagged and converted to a value of 92, the reverse backslash. This code can be used by a print routine to sense the end of a paragraph.

Control E is used to exit this routine and send control back to the main menu *via* the RETURN in line 110. Line 120 looks for a question mark, period, or exclamation point to check for the end of a sentence. If either of these is found, the sentence counter, X, is incremented, and the value of A\$, which contains the new sentence, is assigned to array A\$ (). Other control keys could be defined to display a help menu, search for special commands, or any other special purpose.

To use the editor routine, just type. There is no reason to press ENTER, except when you change paragraphs. After each sentence, or 190 characters, the sentence counter is incremented. If you make a typing error, just backspace and retype. You could backspace all the way to the beginning of text. If you notice an error more than a few characters away, leave it for the edit routine.

PRINT Routine

Listing 3 contains a general purpose print routine. The routine will take lines of any length and format them into constant length lines. The main loop reads in each array item (A\$) and searches for spaces between words. Each word is added to B\$ until its length is just under the variable CL (characters per line) or the backslash is found. Either of these conditions will cause B\$ to be sent to the printer. The routine could increment a line and page counter, print a special header or footer string and page number, and do a form feed to the top of the next sheet when the line counter exceeds a certain number. A margin variable could be added to the print line that would allow the setting of a left margin.

LINE EDITOR Routine

Listing 4 contains a line editor routine. Each line of text is displayed, one at a time. As in the input routine, text is contained in the array A\$(). The editor will scroll through text one line at a time by using the up and down arrows. Entering a B or E will move the editor to the beginning or end of the array respectively. A help routine can be stored starting at 2400. To invoke the edit function, enter a "Y" to the prompt "REWRITE SENTENCE?".

To edit the line, type in the text you want removed and press ENTER. Next, just type in the corrected text and the newly corrected text will be displayed. If the editor cannot find the phrase or word to be changed, it will prompt you. The process is easier to perform than describe. The editor will delete the line being displayed if you enter a left arrow (shift-up arrow) at the "PHRASE TO DELETE" prompt. Entering an up arrow will open a space and allow you to enter a sentence.

FILE LOAD and SAVE Routines

Listings 5 and 6 are simple BASIC file input and output routines. Error trapping is used to make sure the filename is in proper format. In the load routine the variable R is a record counter and will increment as each array item is read from the disk or tape buffer. The EOF function checks for the last item in the file and sends control to the CLOSE statement. The save routine uses variable I as an item counter. The routines as configured will write to disk. To allow access for tape files, just change the buffer numbers in the OPEN, EOF, INPUT, PRINT, and CLOSE statements to # - 1.

GLOBAL SEARCH and REPLACE Routine

The global search routine in listing 7 was added to the program just because I wanted to have the power of more professional word processors. The routine uses the powerful INSTR function to search each item in the array for a target string. Line 4130 searches the A\$ () array for the phrase located in D\$. If found, the variable F will contain the number representing the first character position in A\$() that D\$ occurs. As an example, if A\$ (S) contains "John Smith" and D\$ contains "Smith", upon completion F will contain the number 6, the first character position of the search string. If F contains the value zero, the search string was not found.

If a match is found, you are shown the first sentence that contains the search string. You are then prompted to enter a "C" to change only this occurrence, an "A" to change all occurrences, or "ENTER" to let the occurrence stand. If "C" were chosen, global search calls the edit routine described earlier, and automatically edits the line.

If "A" were chosen, the routine will continue

to increment the sentence counter and complete any editing throughout the array. Once "A" is chosen, there will be no way to edit the text selectively at that point. This option would only be used, for example, when you have incorrectly misspelled a word or name throughout an entire text. In another application, this routine could be used to change PRINT to PRINT #-2, in a BASIC program, allowing hard copy output in the modified program.

Conclusion

Now, a couple of hints that will help to protect your files. I have written the processor text entry routine to GOSUB automatically to the file save routine in many programs before returning to the main menu. This option allows the file to be saved before any editing function occurs, and is a safety against power outages or other nasty occurrences.

The lack of an ON ERROR GOTO statement could cause problems; for example I/O errors could cause you to lose a lot of data. To protect yourself, note the first line of the menu on the disk or tape label. If the program should crash, enter GOTO ln, where ln is the first line of the menu. The program will return to the menu with all data intact. It can then be saved correctly, printed, etc. Do not type RUN or RUN ln, which will reset all variables and strings to zero and null.

Though the program is not as attractive as commercial word processors, it has written an entire book and several magazine articles, and

served me fine as a 16K word processor, then a 32K processor. For the occasional letter or term paper, it is more than adequate. There are both disk and tape versions, and a version to right- and left-justify text automatically when using a Radio Shack Line Printer VIII. An Epson driver has been installed to run an MX-80, and soon there might be an automatic right justify routine for the new Gemini printer. In addition, the disk version contains a routine that will check for the presence of a file before trying to load it.

The complete program is available for anyone who would like it. The following versions are available on disk or tape: Epson/Gemini or Line Printer VIII; 16K or 32K. Because of the individual module construction, you need only to specify the version you would like. I will put the modules together and include them on a single tape. Send a \$10 check and a return envelope with two stamps to:

John Steiner
508 Fourth Ave NW
Riverside, ND 58078

These routines have taught me a lot about BASIC programming. Write me if you have any questions about the routines (include a stamped return envelope, please), or call at (701) 282-0293. I will be glad to assist you in any way I can.

John Steiner is a contributing editor for MICRO, and our CoCo Bits columnist. You may contact him at 508 Fourth Ave., N.W., Riverside, ND 58078.

Listing 1

```
10 REM—GET A KEY ROUTINE LOADER
20 REM—V. 1.6—JOHN STEINER—3/31/83
30 CLS:PRINT"LOADING WORD PROCESSOR"
40 CLEAR15000,32684
50 FOR I=1 TO 28:READ B:POKE32734+I,B:NEXT
60 DATA173,159,160,0
70 DATA39,250,129,10,38,12
80 DATA173,159,160,0,39,250
90 DATA129,65,45,2
100 DATA128,64,31,137,79
110 DATA126,180,244
120 LOAD "WORDPROC/PRO",R
```

Text Editor
requires:
Color Computer w/
extended BASIC

Listing 2 (continued)

```
150 IF A=5 THEN A$(X)=A$:A$="":RETURN
155 REM BACKSPACE ROUTINE
160 IF A=8 AND A$="" AND X>1 THEN X=X-1:A$=A$(X) ELSE
    IF X=1 AND A=8 AND A$="" THEN RETURN
170 IF A=8 AND LEN(A$)>0 THEN A$=LEFT$(A$,LEN(A$)-1)
180 RETURN
185 REM NEW SENTENCE ROUTINE
190 A$(X)=A$:A$="":X=X+1:RETURN
```

Listing 2

```
10 REM—WORDPROC/BAS—VERSION 3.0—APR, 1983—JOHN STEINER
20 REM—INPUT ROUTINE—
30 X=0:Y=0
40 CLS
45 REM DEFINE GET A KEY ROUTINE
50 DEFUSR0=32735
60 X=X+1
65 REM CALL GET A KEY
70 A=USR(0)
75 REM IF CTRL, GO CHECK, ELSE ADD TO LINE
80 IF A<32 GOSUB 140 ELSE A$=A$+CHR$(A)
85 REM PRINT BACKSPACE, PRINT NEW CHARACTER, PRINT CURSOR
90 PRINT CHR$(8) CHR$(A) CHR$(255);
95 REM GO IF SENTENCE TOO LONG
100 IF LEN(A$)>190 GOSUB 190
105 REM GO BACK TO MAIN MENU
110 IF A=5 THEN RETURN
115 REM NEW SENTENCE ON ., !, OR ?
120 IF A=46 OR A=63 OR A=33 THEN A$(X)=A$:A$="":GOTO 60
130 GOTO 70
135 REM CHANGE RETURN KEY TO BACKSLASH
140 IF A=13 THEN A=92: A$=A$+CHR$(92)
```

Listing 3

```
1000 REM—PRINT ROUTINE—VER 1.6—APR, 1983—JOHN STEINER
1010 CLS:PRINT:PRINT "PRINTING ";N$
1020 B$=" ":I=0
1030 SP=0
1040 I=I+1
1050 IF I>X THEN GOTO1200
1055 REM PRINT LAST LINE AND START NEW PARAGRAPH
1060 IF LEFT$(A$(I),1)=" " GOSUB 1210:B$="":SP=0:GOTO 1190
1070 SQ=1
1075 REM LOOK FOR SPACE BETWEEN WORDS
1080 SP=INSTR(SP+1,A$(I)," ")
1090 IF SP=0 THEN SP=LEN(A$(I))+1
1100 IF LEN(B$)+SP-SQ>CL THEN 1180
1110 C$=MID$(A$(I),SQ,SP-SQ)
1120 IF C$=""THEN C$=""
1130 B$=B$+C$
1140 SQ=SP
1150 IF SP>=LEN(A$(I)) THEN 1030
1160 GOTO 1080
1170 GOSUB 1210
1180 B$=""
1190 GOTO 1110
1200 RETURN
1205 REM PRINT THE CURRENT LINE
1210 PRINT#-2,B$;CHR$(13);:RETURN
```

(Continued on next page)



Listing 4

```

2000 REM EDIT ROUTINE—VER 1.0—APR, 1983—JOHN STEINER
2010 Y=1
2020 CLS:PRINT:PRINT Y;:PRINT A$(Y)
2030 IF LEN(A$(Y)) > 191 THEN PRINT "PLEASE REEDIT
      TO SHORTEN LONG SENTENCE ":SOUND 50,1
2040 PRINT"REWRITE SENTENCE?"
2050 PRINT"PRESS <H> FOR HELP"
2060 REM GET COMMAND AND EXECUTE
2070 S$=INKEY$:IF S$="" THEN 2070
2080 IF S$="H" OR S$="h" GOSUB 2400
2090 IF S$=CHR$(94) AND Y>1 THEN Y=Y-1
2100 IF S$="B" OR S$="b" THEN Y=1
2110 IF S$=CHR$(10) AND Y<X THEN Y=Y+1
2120 IF S$="E" OR S$="e" THEN Y=X
2130 IF S$="Y" OR S$="y" THEN S=Y:GOSUB 2150
2140 IF S$=CHR$(13) THEN RETURN ELSE 2020
2150 PRINT"TO REMOVE SENTENCE, ENTER <←>"
2160 PRINT"TO INSERT SENTENCE, ENTER <↑>"
2170 LINE INPUT"PHRASE TO DELETE?";D$
2180 IFD$="←" GOSUB 2350:RETURN
2190 IFD$="↑" GOSUB 2380:RETURN
2200 REM LOOK FOR PHRASE
2210 F=INSTR(A$(S),D$)
2220 REM CAN'T FIND PHRASE
2230 IF F<1 THEN PRINT D$" -IS NOT IN YOUR SENTENCE.":
      FOR I=1 TO1000:NEXT:RETURN
2240 LINEINPUT"PHRASE TO INSERT? ";I$
2250 L=LEN(D$)
2260 FOR Z=1 TO LEN(A$(S))
2270 IF MID$(A$(S),Z,L)=D$ THEN 2290
2280 NEXT
2290 E=Z-1+LEN(D$)
2300 REM REPLACE PHRASE
2310 A$(S)=LEFT$(A$(S),Z-1)+I$+RIGHT$(A$(S),LEN(A$(S))-E)
2320 IF X<R-1 THEN X=X+1
2330 RETURN
2340 REM DELETE ROUTINE
2350 FORI=1TOX:A$(S)=A$(S+1):S=S+1:NEXT

```

Listing 4 (continued)

```

2360 X=X-1:RETURN
2370 REM INSERT ROUTINE
2380 FORI=X TO S STEP-1:A$(I+1)=A$(I):NEXT
2390 X=X+1:LINE INPUT"SENTENCE TO INSERT? ";A$(S):RETURN
2400 REM LOCATE HELP ROUTINE HERE

```

Listing 5

```

3000 REM LOAD A FILE—V 1.0—FEB, 1982—JOHN STEINER
3010 CLS:PRINT:PRINT "" :PRINT"TO LOAD A FILE PRESS ANY KEY"
3020 PRINT "PRESS <M> TO RETURN TO MENU"
3030 ME$=INKEY$:IFME$=""THEN3030
3040 IF ME$="M" OR ME$="m" THEN CLS:RETURN
3050 X=0:R=0
3060 PRINT"TO RETURN TO MENU, ENTER <MENU>"
3070 INPUT"FILE NAME";N$
3080 IF LEN(N$)<1 OR LEN(N$)>8 THEN PRINT
      "IMPROPER FILE NAME, ONE TO EIGHT LETTERS ONLY":GOTO 3070
3090 IF N$="MENU"THEN RETURN
3100 OPEN" I",# 1,N$
3110 PRINT"LOADING FILE ";N$
3120 R=R+1
3130 IF EOF(1) THEN 3160
3140 LINEINPUT#1,A$(R)
3150 GOTO 3120
3160 CLOSE#1
3170 X=R:R=0:RETURN

```

Listing 6


```

4000 REM SAVE A FILE—VER 1.0—FEB, 1982—JOHN STEINER
4010 CLS:PRINT:PRINT "" :PRINT"TO SAVE A FILE PRESS ANY KEY"
4020 PRINT "PRESS <M> TO RETURN TO MENU"
4030 ME$=INKEY$:IFME$=""THEN4030
4040 IF ME$="M"OR ME$="m"THEN CLS:RETURN
4050 PRINT"TO RETURN TO MENU, ENTER <MENU>"
4060 INPUT"NEW FILE NAME";PA$
4070 IF PA$="MENU"THEN RETURN
4080 IF PA$<>" " THEN N$=PA$
4090 IF LEN(N$)<1 OR LEN(N$)>8 THEN PRINT
      "IMPROPER FILE NAME, ONE TO EIGHT LETTERS ONLY":GOTO4060
4100 IF A$(X)="" THEN X=X-1:GOTO4100
4110 CLS:PRINT "SAVING FILE ";N$
4120 OPEN"O",#1,N$
4130 FOR I=1 TO X
4140 PRINT #1,A$(I)
4150 NEXT
4160 CLOSE#1
4170 RETURN

```

OHIO COMPUTER CAMP

"GIVE YOUR CHILD A BETTER CHANCE
IN A CHANGING WORLD!"



One of the finest computer summer camps in the nation! Now in our third season, Atari Learning Center this year will offer complete recreational, cultural and social camaraderie in conjunction with Denison University. Full motel-resort facilities (swimming, sauna, tennis, etc.) and at least 6 hours every day of hands-on computer learning.

Spacious, comfortable rooms and meals at the college dorms. PLUS....mid-course weekend break at Kings Island and the fabulous Kings Island Resort Inn!

COMPARE OUR LOWER COST FEE structure before you send your child to any other camp. Reservations accepted now for two and four week sessions June 13 through August 5. Restricted to 40 co-ed students, ages 9-18, per session.

For Free information packet call:

614-454-6408 or 349-8448

or write to:

Mitey Byte Corporation

1325 Maple Ave., Zanesville, Ohio 43701

Listing 7

```

5000 REM—GLOBAL SEARCH—V.2.2—SEPT, 1982
5010 CLS:PRINT"GLOBAL SEARCH ROUTINE"
5020 PRINT"PRESS ANY KEY TO CONTINUE"
5030 PRINT"PRESS <M> TO RETURN TO MENU"
5040 B$=INKEY$:IF B$="" THEN 5040
5050 IF B$="M" THEN RETURN
5060 CLS:PRINT""
5070 LINEINPUT"PHRASE TO DELETE? ";D$
5080 IF LEN(D$)=0 THEN PRINT"PLEASE ENTER A PHRASE, OR":GOTO 5030
5090 LINEINPUT"PHRASE TO INSERT? ";I$
5100 IF I$=D$ THEN PRINT "YOU CANNOT ENTER A PHRASE YOU
      WANT REPLACED":GOTO5090
5110 PRINT"SEARCHING"
5120 CT=0:FOR S=1 TO X
5130 F=INSTR(A$(S),D$)
5140 IF A$(S)=""THEN5180
5150 IF F>0 AND B$<>"A"THEN GOSUB 5230
5160 REM THIS GOSUB CALLS THE EDIT ROUTINE
5170 IF F>0 AND B$="A" THEN GOSUB 2250:F=0:CT=CT+1:S=S-1
5180 NEXT
5190 CLS
5200 PRINT "PRESS ANY KEY TO CONTINUE..."
5210 IF INKEY$=""THEN5210
5220 RETURN
5230 CLS:PRINT:PRINT S, ,A$(S):PRINT "<A>CHANGE";CHR$(13);
      "<C>CHANGE ALL";CHR$(13);"<ENTER> LEAVE"
5240 B$=INKEY$:IF B$="" THEN 5240
5250 REM THIS GOSUB CALLS THE EDIT ROUTINE
5260 IF B$="C" THEN GOSUB 2250:F=0:CT=CT+1:S=S-1:RETURN
5270 IF B$=CHR$(13) OR B$="A"THEN RETURN
5280 SOUND 100,1:GOTO 5240

```

MICRO™

ARK COMPUTING

P.O. Box 2025
CORONA, CA 91720

(714) 735-2250

| WORD PROCESSORS | | |
|--------------------|--------|--------|
| | List | ARK |
| Magic Window | 99.95 | 69.95 |
| Magic Window II | 149.95 | 99.95 |
| Bank Street Writer | 69.95 | 54.95 |
| Pie Writer | 149.95 | 109.95 |
| Easywriter | 99.95 | 69.95 |
| Pro Easywriter | 175.00 | 119.95 |
| Screenwriter II | 129.95 | 79.95 |
| Word Handler | 199.00 | 134.95 |

**ARK'S
APPLE
Software!**

| BOOKS | List | ARK |
|------------------|-------|-------|
| Apple Graphics | | |
| Arcade Book | 19.95 | 15.95 |
| Book of | | |
| Apple Software | 19.95 | 15.95 |
| Elem. Apple | 14.95 | 11.95 |
| Beneath Apple | | |
| DOS | 19.95 | 14.95 |
| Kids & the Apple | 19.95 | 14.95 |
| *Using 6502 | | |
| Assem. Lang. | 19.95 | 11.95 |

| Beagle Bros. | List | ARK |
|----------------|-------|-------|
| Alpha Plot | 39.50 | 29.95 |
| Apple Mechanic | 29.95 | 21.95 |
| Beagle Bag | 29.50 | 21.95 |
| DOS Boss | 24.00 | 15.95 |
| Flex Text | 29.50 | 21.95 |
| Frame up | 29.50 | 21.95 |
| Tip Disk #1 | 20.00 | 14.95 |
| Typefaces | 20.00 | 14.95 |
| Utility City | 29.50 | 21.95 |
| Pronto DOS | 29.95 | 21.95 |

LISA

In celebration of the arrival of the new Apple Lisa Computer to ARK'S office, we are having a **SPECIAL** on the **APPLE II, II+** and **IIe** programs of the same name...

| | | |
|--------------|-------|--------|
| LISA | 49.95 | 79.95 |
| LISA ED SYS. | 74.95 | 119.95 |

SPECIALS

| | List | ARK |
|-------------|---------|---------|
| Axlon RAM | | |
| Disk 320 | 1395.00 | 1099.00 |
| Wizard | | |
| 16K BPO | 179.00 | 119.95 |
| S.A.M. | 124.95 | 84.95 |
| Videx Combo | 375.00 | 235.00 |

Disk Drives at BLOWOUT PRICES!!!

High quality "Slim-Line" disk drives produced by TEAC

| | |
|---------------------------|--------|
| Single Drive | 259.95 |
| Single Drive w/Controller | 299.95 |
| 2 Drives w/Controller | 549.95 |

UTILITIES LIST ARK

| | | |
|-------------------|--------|--------|
| Anix | 49.95 | 39.95 |
| Apple Doc | 39.95 | 29.95 |
| Appewriter | | |
| Preboot | 19.00 | 15.00 |
| Bag of Tricks | 39.95 | 29.95 |
| The Dictionary | 99.95 | 69.95 |
| Disk Recovery | 30.00 | 21.95 |
| Transend II | 149.00 | 119.95 |
| Dosource | 39.95 | 24.95 |
| E P F IV | 79.95 | 49.95 |
| Lazer Pascal | 39.95 | 29.95 |
| Graforth | 75.00 | 54.95 |
| ALDS | 125.00 | 89.95 |
| Multi Disk | | |
| Catalog III | 24.95 | 19.95 |
| Sensible Speller | 125.00 | 89.95 |
| Super Disk | | |
| Copy III | 30.00 | 21.95 |
| TASC | 175.00 | 129.95 |
| UCSD P-System | | |
| Software Set | 635.00 | 450.00 |
| Graphics Magician | 59.95 | 49.95 |
| Visicalc Preboot | 49.95 | 39.95 |
| Locksmith | 99.95 | 69.95 |
| Inspector (Disk) | 59.95 | 49.95 |
| Watson (Disk) | 49.95 | 39.95 |
| *Omega Pack | 209.85 | 145.00 |

(Locksmith, Inspector, Watson)

Peripherals List ARK

| | | |
|-------------------------|--------|--------|
| *ALS CP/M Card | 399.00 | 334.95 |
| CPS Multi-function Card | 239.00 | 149.95 |
| Guardian Angel | 595.00 | 499.95 |
| Kraft Joystick | 64.95 | 49.95 |
| The Mill Pascal | | |
| Speed-up kits | 369.00 | 289.95 |
| Micromodem II | 379.00 | 264.95 |
| Micromodem w/Term Pack | 409.00 | 309.95 |
| Microsoft Premium Pack | 685.00 | 494.95 |
| Microsoft 16K Ram Card | 99.95 | 69.95 |
| Parallel Interface | 139.50 | 64.95 |
| Microbuffer II | 295.00 | 219.95 |
| RAM Plus 16K | 189.00 | 139.95 |
| STB 128K | | |
| Memory Card | 499.00 | 359.95 |
| Super Fan II | 79.95 | 59.95 |
| Super Switcher | 295.00 | 219.95 |
| *212 Smartcat | | |
| 1200 Baud | 595.00 | 499.95 |
| Versa Card | 199.00 | 149.95 |
| Graphics + Plus | 159.95 | 99.95 |
| Z80 Softcard | 345.00 | 224.95 |

Don't Miss The Boat . . . Upgrade your Apple II & II+ to an APPLE IIe!

| | List | ARK |
|-------------------------|-------|-------|
| Lazer Lower Case + Plus | 64.95 | 29.95 |
| Lazer Keyboard + Plus | 99.95 | 49.95 |

These two enhancements working together allow upper/lower case with shift key, full 128 character keyboard and a 64 character type ahead buffer which allows faster data entry.

To further upgrade your Apple II System, buy both the Lower Case Plus and the Keyboard + Plus then choose on of the following outrageous offers!

| | |
|----------------------|--------|
| 16K Ramcard | 49.95 |
| WIZ-80 | 144.95 |
| Omnivision | 99.95 |
| Character Set + Plus | 5.00 |

DISKETTES

| | List | ARK |
|-------------------------------------|-------|-------|
| Elephant 5 1/4"s/s s/d (box of 10) | 29.95 | 19.95 |
| Verbatim 5 1/4"s/s d/d (box of 10) | 45.00 | 29.95 |
| Verbatim 5 1/4" d/s d/d (box of 10) | 65.00 | 44.95 |

MONITORS

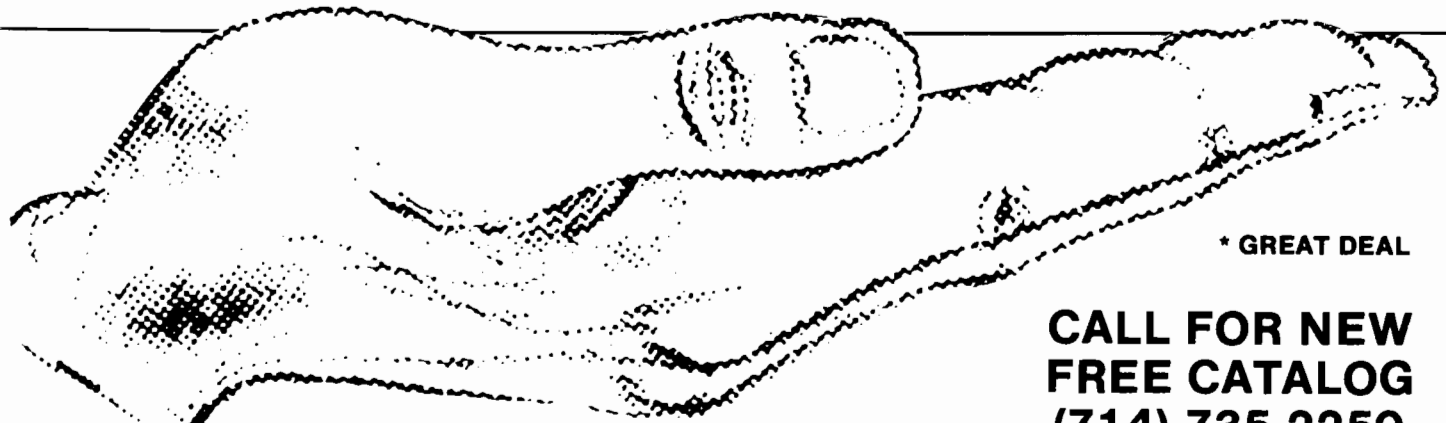
| | List | ARK |
|-----------------|--------|--------|
| *Comrex 12" Gr. | 149.95 | 89.95 |
| NEC Gr. Screen | 285.00 | 169.95 |
| Amdek Color I | 449.95 | 349.95 |

Great Games List ARK

| | | |
|--------------------------------------|-------|-------|
| *Mandy's new all time favorite . . . | | |
| Miner 2049er | 39.95 | 29.95 |
| Pinball | | |
| Constr. Set | 39.95 | 29.95 |
| Zaxxon | 39.95 | 29.95 |
| Eggs It | 29.95 | 21.95 |
| Dark Crystal | 39.95 | 29.95 |
| Time Zone | 99.95 | 69.95 |
| Blade of Blackpoole | 39.95 | 29.95 |

DISCLAIMER

WE ACCEPT VISA/MASTERCARD, PERSONAL CHECKS (ALLOW 10 DAYS TO CLEAR) OR COD (\$2.00 CHARGE). PLEASE INCLUDE 3% FOR SHIPPING (\$2.00 MIN.) OR 5% FOR BLUE LABEL (\$3.00 MIN.). FOREIGN SHIPPING 10% (\$5.00 MIN.). CALIFORNIA RESIDENTS ADD 6% SALES TAX. ALL ITEMS ARE NEW AND CARRY MANUFACTURERS WARRANTY. PRICES AND AVAILABILITY ARE SUBJECT TO CHANGE WITHOUT NOTICE.




* GREAT DEAL

**CALL FOR NEW
FREE CATALOG
(714) 735-2250**



Mode 10 Atari Painting Program Part II



by Paul Swanson

Photos taken from AMDEK Color I Monitor.

Last month, part I (MICRO 62:66) contained operating instructions and the listing of the program. If you downloaded it from a bulletin board service, check to be sure no lines were altered. The services listed in last month's issue placed them in the download files under the name MODE10.

The bulk of this month's installment is a description of the program, so you should have last month's MICRO handy. You may want to make some changes to add two new features: cassette capability and vertical fill.

Cassette Interface

Since many Atari computers still have no disks, a save/load to disk doesn't help too much. A very simple change can make the program write out the file to any peripheral. That change is in the subroutine that opens the file, in lines 10000 through 10050, as listed below. Note that line 10040 has been deleted.

```
10000 ? "ENTER FILE SPEC - MAX. 8
      CHARACTERS:"
10010 INPUT FILE$
10020 IF LEN(FILE$) < 2 THEN 11000
10030 TRAP 11000
10050 OPEN #3,DIRECTION,0,FILE$:RETURN
```

MODE 10
requires:
Atari 400/800/1200

If you want to save to cassette, when it comes time to save the screen, enter C: when asked for a file spec. Enter C: to load the picture back from tape, also. For disk storage precede the filename with D:, D1:, D2:, etc., as required.

Pay attention to the screen instructions when making a change like this, also. You may want to eliminate the "ON DISK" and "FROM DISK" portions of the screen displays from lines 3060, 3070, 3200, and 3300.

Vertical Fill

It may be useful to have the program fill in a vertical direction as well as horizontal. Since there are now four different fill directions, the directions will be selected with the four arrow keys (unshifted and *without* the control key).

To implement this change, start with the keyboard interpret routine in lines 3000 to 3030. The new version of the routine is listed below. Note that lines 3002 and 3004 and new variable VFILL have been added.

```
3000 N = PEEK(KB):POKE KB,255: IF N = 7 THEN
      VFILL = 0:FILLFLAG = 1:GOTO BEGIN
3002 IF N = 14 THEN FILLFLAG = 0:VFILL = - 1:
      GOTO BEGIN
3004 IF N = 15 THEN FILLFLAG = 0:VFILL = 1:
      GOTO BEGIN
3010 IF N = 6 THEN VFILL = 0:FILLFLAG - 1:GOTO
      BEGIN
3012 IF N = 31 OR N = 30 THEN GOTO 8000
3020 IF N = 18 THEN FILLFLAG = 0:VFILL = 0:
      GOTO BEGIN
3030 IF N < > 58 THEN GOTO BEGIN
```



for the screen in HELPSC\$ and SELDL\$ is the display list for the screen SELSC\$.

The display lists are defined in the statements at lines 160 through 200. The "Help" screen is a 6-line mode 0 screen. In the display list, the lower case "P" is ASCII code 112 (\$70), which blanks 8 scan lines for each command. The upper case B (ASCII 66=\$42) is a "load memory scan" instruction. It will display a mode 0 line ("instruction mode" 2 is operating system mode 0) starting the memory scan at the address in the two bytes that follow it. The memory scan contains the address of the screen memory that is to be displayed.

The address for the memory scan is zero in the next two bytes, but it will be filled in later. The five bytes that follow the address are one-byte commands that display the five remaining mode 0 lines. For this mode, the memory scan is increased by 40 for each line. The upper case "A" that ends this list is a "jump on vertical blank" instruction (decimal 65=\$41), which causes a wait until the television frame is complete, followed by a branch to the address in the two bytes that follow it. This address is also filled in later on in the initialization.

The second display list is for the color selection screens. It is basically the same as the "Help" screen display list except that it will display IR mode \$F (= decimal 15) lines, which is the mode for operating system modes 8 through 11. Another location in memory determines which of these modes will be displayed, and that will be used later in the program.

One significant difference in this second display list is the inverse video lower case "p" just before the "jump on vertical blank" instruction. This is a "blank 8 lines" instruction with the display list interrupt enabled. A display list interrupt will be used later in the program to change colors on the select screens. If you do not get the arrow on the color selection screens, check the last lower case "p" in this display list. It must be inverse video in order to implement the display list interrupt.

ADRSETUP is a subroutine that takes an address stored in the variable A and converts it to the two-byte format required for insertion into the display lists, returned as the variable A\$. Lines 190 and 200 show how this subroutine is used by placing the addresses of the display lists in the "jump on vertical" blank instructions.

The screens stored in the strings must be initialized. The operating system is not maintaining these screens, so the BASIC program must maintain them. The "Help" screen is set to all spaces, which will be altered later. The color selection screen is set up for 16 different colored

Also you should add:

```

932 VFILL = 0: FILLFLAG = 0
1002 IF FILLFLAG = 0 AND VFILL = 0 THEN 1040
1170 CURSORFLAG = 0:CURSORCOUNT = 4:IF
(FILLFLAG = 0 AND VFILL = 0) OR
STRIG(0) = 1 THEN GOTO BEGIN
1180 X1 = X:Y1 = Y:COLOR SELCOLOR
1192 Y1 = Y1 + VFILL*INCREMENT:IFY1 > 191 OR
Y1 < 0 THEN GOTO BEGIN
1200 LOCATE X1,Y1,TESTEND: IF TESTEND =
SELCOLOR THEN GOTO BEGIN
1210 PLOT X1,Y1:GOTO 1190


```

MODE10 Program Description -- Initialization

Initialization begins with reading the joystick read table at lines 50 through 70. These constants form a look-up table that makes reading the joystick a little faster. BASIC is a rather slow language, so as many ways to pick up some speed as possible should be implemented. The array JOY is set up as a two-dimensional array using the first dimension as the reading, which is in the range of 1 to 15. Several elements are unused, so these are filled in with zeroes.

The next section, at line 100, sets up the string assignment location on an even 1K boundary. Players and missiles, display lists, and screens all have restrictions relative to memory boundaries. Starting the strings on a 1K boundary makes it possible to adhere to these restrictions. Display lists may not cross a 1K boundary, so these are defined next.

There are three display lists used in the main part of the program. One is the standard operating system display list, which will be established and maintained by the operating system so that the POSITION, PLOT, and other BASIC commands will work on it. GRAPHICS 10 automatically sets this up and reserves memory for it. There will also be a "Help" screen and a general selection screen used to select the colors, both of which are maintained in strings. HELPD\$ is the display list



boxes. The GTIA modes (operating system modes 9, 10, and 11) all require four bits per pixel, so the bytes must be set up with two pixels each. The bytes in this string will each hold two pixels of one color, which makes initialization a little easier. All colors will be on the screen.

To convert a particular color number to the code required for two pixels in each byte, just multiply the color times 17. The first "box" is color zero, so line 230 starts the string with ASCII zeroes. The loop in lines 240 through 250 prepare four dots in each color by setting pairs of bytes equal to all of the numbers from 17 to 255 that are divisible by 17. Line 260 copies this one screen line to the rest of SELSC\$ so that there are six lines altogether, forming the rectangular colored boxes.

The subroutine ADRSETUP is used again in the next section (lines 280 and 290). These lines insert the screen starting locations into the display list "load memory scan" instructions.

The single player used as the arrow in the color selection routines is set up next. The string area was set on a 1K boundary and then several items were DIMensioned after that. An easy addition shows that the pointer used to locate the strings is now 640 bytes after the 1K boundary. This is exactly where the second player starts when two-line resolution is used. The 128 bytes needed for this are set aside at line 310 and the string used for the player, PL2\$, is initialized to all zeroes. Anyone familiar with using players and missiles will note that the system equates refer to this as player 1 because the players start with player 0, but only one player is to be used, so confusion is not likely. It may be more proper to call this PL1\$.

The text is added to the "Help" screen at lines 340 through 380. The screen, HELPSC\$, is now set up in ATASCII, but that isn't going to work. The screens are interpreted using a slightly different order for the characters. This is done so that the colors for modes 1 and 2 work out a little better, but it causes one slight problem here. The codes must be turned around to agree with the screen codes.

Most of the initialization time is spent in this conversion loop, which occupies lines 390 and 392. First, the inverse video bit is stripped off and stored in N1. Then all codes between 32 and 95 are decreased by 32, all codes between 0 and 31 are increased by 64, and all codes between 96 and 127 are left as they are. The inverse video bit is then restored and the converted code is stored back into the string. The "Help" screen could be set up in the converted format, eliminating the time required for that loop, but it would be very hard to read in the listing.

The GRAPHICS 10 screen is declared and a set of colors is inserted into the color registers next. Although initialization is not yet complete, altering the screen here serves as an indication that initialization is almost over and actually makes it seem like it is a little shorter than it really is. After that, some constants are defined that will be used in the other sections of the program.

The display list interrupt is read into memory by lines 610 and 620 and line 630 initializes the proper vector to point to it. The alternate screen set up next is the one that uses only nine boxes instead of the 16. It will be displayed by altering one byte of the display list in SELDL\$. BUFF\$ and RCOL are used to store the colors and screen images so that they may be stored on disk and read from disk more easily. The other variables DIMed in line 910 are used to store machine language, file names, and other miscellaneous information.

Lines 930 through 982 set up the program for the cursor being near the center and set the initial values of flags and counters.

The Main Program

After all that initialization, the main program text is relatively short. There is one main loop, which reads and interprets the operator input, and a series of routines that carry out the various commands. That loop starts by reading the joystick at line 1000.


The cursor must flash so that it can be seen. This flashing cursor is maintained at a rate set by counting using the variable CURSORCOUNT. If the fill is on, a tone is also sent out, which is done in lines 1002 through 1030. Line 1040 and line 1050 reverse the color of the pixel when CURSORCOUNT reaches four, then resets CURSORCOUNT to zero. The cursor color is flashed by alternating it between the proper color for that spot and the next sequential color register. UNDERCURSOR contains the number of the color that is plotted at that location and CURSORFLAG keeps track of whether that color, or an alternate one, is there.



P.O. Box 4364
 Flint, Michigan 48504
 (313) 233-5731
 (313) 233-3125


ZANIM SYSTEMS

HOME CONTROL AT YOUR FINGERTIPS




The ZCM-1 is the Master Control module that provides the interface between your computer and our line of Zanim Application Modules. Up to 15 Application Modules can be piggy-backed to the ZCM-1 Master Control module. The ZCM-1 is compatible with any standard RS-232 (serial) interface. A special Master Control module, the ZCM-1V is available for the VIC-20 and Commodore-64 computers.

*The ZCM-1V is available for VIC-20 and C-64 users.




ZAM-1 is the home control interface module that provides a fully versatile computer controlled environment. ZAM-1 can control up to 256 different lamps and appliances in your home or business providing you with an effective and easy to implement energy management and electric control system. No special modifications are necessary to your building as all control signals are sent over your existing wiring. ZAM-1 can be programmed in BASIC or optional home control software is available. ZAM-1 requires one ZCM-1 Master Control module.

*The ZCM-1/ZCM-1V Master Control module is required to use the ZAM-1 Home Control module.



The ZAM-2 allows your computer to continuously monitor up to 15 different doors or windows around your home or business. ZAM-2 is a basic building block in a complete computer controlled home security system. With our ZAM-1 Home Control module, you can have a fully integrated security and environment control system. Upon an intrusion, your computer can take the action most appropriate, whether that is to ring an alarm bell, flash all the lights around your home, or dial the police.

*The ZCM-1/ZCM-1V Master Control module is required to use the ZAM-2 Security module.



The ZAM-3 is a complete telephone answering and dialing system. It is capable of taking the phone off-hook and dialing a number under computer control or of answering the phone when it rings. With the ZAM-1 Home Control module and the ZAM-2 Security module, the ZAM-3 Phone Dialer module can be integrated into a complete home or business security/monitoring system. Applications include security, auto phone dialing, and computer-answering systems.

*Pulse dialing option is available as ZAM-3P.

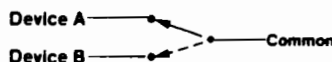
*The ZCM-1/ZCM-1V Master Control module is required to use the ZAM-3/ZAM-3P Phone Dialer module.

SERIAL OR PARALLEL (CENTRONICS) PORT SWITCHER



**DOES YOUR COMPUTER
LOOK LIKE THIS?**

**A PORT SWITCHER NOW
AVAILABLE FOR YOUR
COMPUTER (ZSW1)**



P.O. BOX 4364
 Flint, Michigan 48504
 (313) 233-5731
 (313) 233-3125

Please send me more information or catalogue!

Name _____

Company _____

Address _____

City _____ State _____ Zip _____

What Make/Model Computer do you own?



To keep the drawing and cursor move routine loops as short as possible, the joystick and trigger values are checked next. If either indicate an action, line 1050 branches out to the routine that performs the action; otherwise, the function keys and keyboard are checked. If neither of those inputs indicates any actions, line 1074 restarts the loop.

Line 1080 begins the cursor movement and draw functions. First, if the joystick is moved or the trigger is pushed, line 1080 turns off the attract mode so that the screen will not start rotating colors. Normally this is done by pressing a keyboard key, but no key is pressed while drawing with the joystick.

Lines 1110 and 1120 plot the UNDERCURSOR color at the current cursor location to guarantee that the alternate color is not there if the cursor is moved. If the trigger is down, then the selected color (SELCOLOR) is put there instead.

The move cursor routine increments the positions of the cursor according to the joystick position. With the lookup table in the JOY array, this can all be done on one line. INCREMENT is either one or two and it is line 1140 that controls which columns and rows the dots will display when an increment of two is in force.

Line 1150 keeps the cursor on the screen. It sets X and Y to the remainder of dividing each by their upper limits, which causes the cursor to wrap if directed off the screen. Lines 1160 and 1170 take care of the bookkeeping work required for the new position. Setting CURSORCOUNT to four when the cursor moves causes it to flash more frequently to make it more visible.

If the fill flag is on for a right or left fill, the routine at lines 1180 through 1210 perform the fill operation. The temporary horizontal position during the fill is kept in the variable X1, which is incremented for a right fill or decremented for a left fill until either the same color is hit or the edge of the screen is encountered. INCREMENT controls whether every pixel or every other pixel is checked. FILLFLAG is +1 for a right fill, -1 for a left fill, or zero for no fill.

Various keys are also defined for specific functions and are interpreted in lines 3000 through 3030. That routine reads the keyboard code, so it is not checking the ATASCII value of the reading. Left fill is implemented by the letter L, for example, and the key code for that is zero. Line 3010 sets FILLFLAG to -1 if the code is zero, then restarts the loop. Line 3012 checks for one (code 31) or two (code 30) and goes to line 8000 to reset the increment if either of those keys is pressed. Line 3020 checks for C (cancel fill) and sets FILLFLAG accordingly. The R for right fill is set at line 3000 just after the keyboard reading.

To access the disk commands, a D is pressed,

which is code 58. Execution falls through line 3030 on that code. That routine first saves the screen into the buffer BUFF\$ (the GOSUB 2000), then clears the screen to a selector of functions. This uses the keyboard handler by opening, reading, and closing the keyboard (line 3100), so the ATASCII values of the keys are actually read. Reading using a GET statement is possible here because the "action" is stopped anyway. In the loop used for drawing, if GET were used, hitting the CAPS/LOWR or Atari keys would freeze the action while the keyboard handler waits for a decodable key.

Load and save are both handled by using a subroutine at line 10000. This subroutine gets the file name and opens the file. On return, the two routines that load and save do the PRINTing and INPUTing as required. Notice that INPUT is used to retrieve the information from disk. The only codes that are critical are 155, which is the RETURN character (\$9B), and 44, which is the comma (\$2C). Neither of those codes can be generated by correct mode 10 colors. Knowing that the RETURN code and the code for comma will not be in the data allows use of PRINT and INPUT.

Selection 3 effects a return to the current picture. Lines 3400 to 3420 read the picture that is currently in the buffer BUFF\$ back into the screen area, sets all of the colors, and defines UNDERCURSOR to the color under the cursor position.

Function keys are also used as input and are interpreted at lines 4000 and 4010. The FOR/NEXT loop at line 4000 ends only when the function key is released, allowing PEEK(CONSOL) to equal seven. Line 5020 stores the location of the display list for the operating system mode 10 screen so that it may be restored later. Line 4010 branches according to which switch is pressed.

The "Help" screen is displayed in response to the OPTION key. The routine that handles this starts at line 4100 POKEing a zero into the GTIA location (PRIOR in the manuals) turns off the GTIA mode allowing the text to display normally. That line continues by taking the address of the display list out of the display list itself, setting the operating system's display list pointer to point to the HELP screen display list.

Line 4102 makes sure that there are no function keys pressed. This looks redundant, but it eliminates possible key bounce, which would cause the "Help" screen to flash on and off the screen very quickly. Once that is done, line 4110 checks for any operator input. If any keyboard or function key is pressed, the trigger is pressed, or the joystick is moved, line 4120 restores the mode 10 drawing and goes back to the interpretation routines to execute the command indicated. Lines

SJB DISTRIBUTORS. THE MOST COMPETITIVE PRICES ON COMMODORE.



NEW COMMODORE PRODUCTS

| | |
|------------------------|--------|
| CBM 64 | Call |
| CBM B500 | \$ 695 |
| CBM B700 | 2990 |
| CBM 1520 Plotter | 259 |
| CBM 1701 Color Monitor | 279 |
| B Series Software | Call |

SOFTWARE FOR CBM 64

| | |
|---|---------|
| Word Processing (WordPro 3+) | \$ 69 |
| Word-Pac (tape) | 60 |
| The Assistant Series | |
| Writer's Assistant (easy and flexible) | 99 |
| File Assistant (database with merge) | 99 |
| Spreadsheet Assistant | 99 |
| Pers. Finance Assist. (great reports) | 45 |
| Basicalc (Spreadsheet) | 55 |
| Coco II (build your own games easily) | 45 |
| Home Accounting Package | 39 |
| General Ledger, A/R, A/P (with check writing) | ea. 139 |
| CBM EasyFinance | 50 |
| CBM EasyScript | 80 |
| CBM EasyFile | 80 |
| Data Manager | 70 |
| Stock (investment analysis) | 80 |
| Pet Emulator (emulates 4.0 basic) | 30 |
| Sprite-Magic (use joystick to design sprites) | 19 |
| Assembler Package (cassette or disk, compiled, includes editor, loader, disassembler) | 39 |
| Spacebelt | 20 |
| Retrobali | 34 |

INTERFACES & ACCESSORIES

| | |
|---|-------|
| 80 Column Expander | \$159 |
| VIC 1600 Modem | 95 |
| VIC 1650 (auto answer, auto dial) | 150 |
| VIC 1525 Graphic Printer | 329 |
| VIC 1530 Datasette Recorder | 65 |
| VIC 1541 Disk Drive | 329 |
| VIC Switch (connect 8 64's or Vics to printer, dd) | 149 |
| IEEE Interface (64) | 85 |
| PET-IEEE cable | 33 |
| IEEE-IEEE cable (2m) | 43 |
| Parallel Interface (Epson, Okidata, IDS, NEC) | 80 |
| RS-232 Printer Interface (Okidata, Diablo, etc.) | 60 |
| Programmers Reference Guide | 18 |
| Verbatim Diskettes (10 per box) | 26 |
| Victree (Programmers Utility) | 75 |

VIC PRODUCTS & ACCESSORIES

| | |
|-----------------------------------|-------|
| 8K RAM Memory Expansion Cartridge | \$ 40 |
| 16K RAM | 70 |
| 24K RAM | 105 |

| | |
|---|----|
| VIC IEEE Interface | 75 |
| VIC 3 Slot Expander | 27 |
| VIC 6 Slot Expander | 70 |
| RS-232 Printer Interface | 65 |
| Cassette Interface | 27 |
| Home Finance Package (6 tapes) | 47 |
| Gorf (64 also) | 30 |
| Omega Race | 30 |
| Arcade Joystick - Heavy duty w/2 firing buttons! Great for the VIC or 64 | 25 |

MONITORS - GREAT RESOLUTION (64 OR VIC)

| | |
|---|--------|
| Amdek Color I | \$ 299 |
| Amdek II or III | call |
| Panasonic CT160 | 279 |
| Comrex 6500 - 13" Color | 299 |
| Transtar 20 (High Resolution Green Phosphor) | 129 |
| Video/Audio Cable | 15 |

PRINTERS - LETTER QUALITY

| | |
|---|--------|
| CBM 8300, 40 cps | \$1450 |
| Diablo 620, 25 cps | 949 |
| ComRiter, 17 cps | 819 |
| Transtar 130, 16 cps (auto load, wp features!) | 769 |
| NEC 7700 series | 2350 |
| NEC 3500 series | 1600 |

PRINTERS - DOT MATRIX

| | |
|---|-----|
| CBM 8023, 150 cps/graphics | 589 |
| Epson FX Printer, 160 cps | 529 |
| Epson MX-80 w/ Grafrax | 349 |
| CBM Graphics for Epson | 65 |
| Okidata 82A, 120 cps (serial and parallel) | 429 |
| NEC 8023A (parallel) | 439 |
| Okidata 92 | 559 |
| Star Gemini, 10 | 360 |
| Star Gemini, 15 | 499 |

COMMODORE BUSINESS SERIES

| | |
|---|--------|
| SuperPet (5 languages, 2 processors) | \$1409 |
| CBM 8032 Computer, 80 Column | 1029 |
| CBM Memory Expansion, 64K | 359 |
| CBM 8050, 1 mg. Dual Drive | 1259 |
| CBM 8250, 2 mg. Dual Drive | 1500 |
| CBM D9060, 5 mg. Hard Disk | 2240 |
| CBM D9090, 7.5 mg. Hard Disk | 2600 |
| CBM 2031, 170K Single Drive (New) | 489 |
| DC Hayes Smart Modem | 220 |

BUSINESS SOFTWARE

| | |
|---|---------|
| WordPro 4+ or 5+ | \$ 309 |
| Administrator | 489 |
| VisiCalc (expanded) | 199 |
| The Manager (database) | 199 |
| BPI A/R, G/L, Job Cost, Inventory, Payroll | eo. 325 |

MasterCard, Visa, Money Order, Bank Check

COD (add \$5) accepted.
Add 3% surcharge for credit cards.
In stock items shipped within 48 hours,
F.O.B. Dallas, Texas
All products shipped with manufacturer's
warranty.

Prices are subject to change without notice.

**TO ORDER
CALL TOLL FREE
800-527-4893
800-442-1048
(Within Texas)**

Business Hours
Mon.- Fri. 8 to 6, Sat. 10-2

Write for free catalog.

GAME OF THE MONTH
Adventu-Writer (make your
own adventure game) 39



SJB DISTRIBUTORS INC.
10520 Plano Road, Suite 206
Dallas, Texas 75238
(214) 343-1328



4130 through 4150 are not used in the program but are the remains of an earlier version. They may be removed without affecting program operation. My apologies for this oversight to all who entered this program *via* the keyboard.

Line 4200 begins the routine that changes the colors in the color registers. It uses similar screens in different GTIA modes to select the color and luminance. MAXSEL indicates the maximum number of selections to be displayed, MSG is the line number of a DATA statement containing the message for the arrow, and line 5040 is the subroutine that allows selection. The location identified as GTIA in this program causes the screen to be mode 9 if it contains 64, mode 10 if it contains 128, or mode 11 if it contains 192. COLUSED is the variable used to assemble the color selected and COLNO is the register number selected for the change. COLSAV restores one color register borrowed for the background.

The routine starting at line 4300 functions similarly but is simpler in that all it selects is the color for the "paintbrush," so it goes through only one screen of selection. Both of these last two routines borrow the last part of the "Help" screen display routine to restore everything and go back to the main loop.

Subroutines

The subroutines and other miscellaneous supportive statements start at line 5000 with the routine that changes an address stored in the variable A to the two-byte format needed for display lists. Line 5020 is a subroutine that reads the pointer to the operating system screen and stores it in SHI and SLO. Line 5030 is the inverse, used to restore the pointer.

Line 5040 begins a subroutine that sets up the player for the SELECT and START functions and reads the operator's choice. MSG is the line number containing the text to display in the player and that is read into the variable F\$. Line 5050 sets the arrow head into the player, then lines 5070 through 5080 read the character formats for each letter into the player area. Lines 5090 and 5100 contain all of the POKEs required to implement two-line resolution player/missiles and line 5110 sets the horizontal position under box zero.

Line 5120 checks the joystick and trigger and line 5130 makes the selection and returns if the trigger is pressed. Lines 5140 and 5150 keep track of the arrow's position and move it according to the joystick. If the arrow is moved, line 5160 produces a tone for a short time and this small loop is repeated. Note the DATA statements containing the text at lines 6000 through 6030.

The numbers in the DATA statement at line

7000 comprise the display list interrupt. This is POKEd into page 6. To save time if there are changes in this interrupt routine, the DATA statement ends with a 256, which is not a valid code to POKE. The routine that reads this into page 6 reads until it gets to a value of 256. Adding to the routine then does not require counting the entries.

Line 8000 is a little out of place, numerically. It belongs with the other routines in the main part of the program. This routine sets the increment to 1 or 2. The keyboard codes for 1 and 2 are 31 and 30, respectively, so subtracting the code from 32 results in the correct number, once it is checked that the code is either 30 or 31.

Line 10000 begins the subroutine that gets the file name and opens the file. In the main part of the program, DIRECTION is set at 4 for reading from the disk or 8 for writing to the disk so that only one OPEN statement is required. It uses line 11000 for any errors detected in the file name. Add TRAP 40000 between the OPEN statement and the RETURN statement to avoid possible problems from the TRAP 11000 statement.

The final subroutine uses a machine-language program to move data from the screen area to the buffer and *vice versa*. The machine-language routine moves 256 bytes at a time, so it must be used repeatedly to move all 8K bytes. Line 20010 finds the location of the screen by locating the operating system display list and looking at the two bytes in its load memory scan instruction. Line 20020 is the loop that moves the screen and line 20030 reads the colors directly from the shadow registers. Once this subroutine is completed, the mode screen used for the disk functions selector can be declared without losing the mode 10 screen data. Also, this subroutine defines Q\$ with the machine language that will also be used at line 3410 to restore the mode 10 screen.

Adding Functions

In making changes to the program, the general structure should make it easier to locate places to tap and to find places in the line numbering to add more routines. There are also a few "insurance" statements left in the code, like line 3989. If you add a routine at line 3500, for example, and leave off the return to the loop, this GOTO BEGIN will do it for you. There is also a STOP at line 4990 to prevent an omission in the main portion of the program from running into the first subroutine.

That does it for this month. Next month we add line, rectangle, and circle-drawing features.

You may contact Mr. Swanson at 97 Jackson St.,
Cambridge, MA 02140.

MICRO

THE NEW AMPLOT-II FOR ALL BUSINESS

Analytical data display • Mathematical functions • Geometric patterns • System/component characteristic display • Statistical charts • Workflow diagrams • Performance graphs • Organization charts • Creative graphics • Personal achievement charts • Instructional/reference diagrams


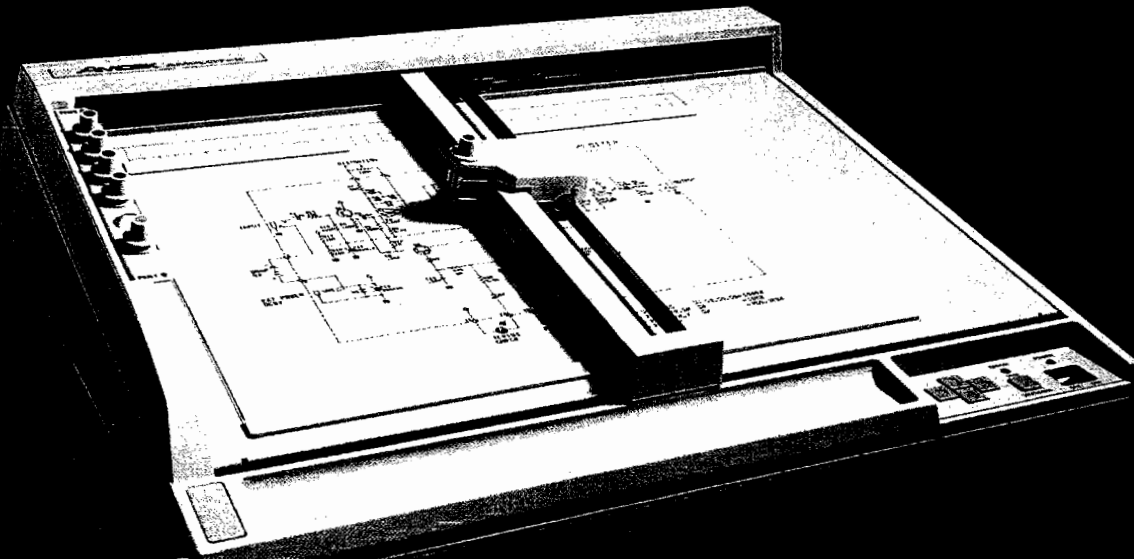
The new AMPLOT-II, on computer command, can automatically produce hard-copy, 6-color business or engineering graphics in minutes. Designed for the end-user and OEM applications, its high pen speed, automatic pen retrieval and high resolution assure fast, accurate 10" x 14" plots. Compatible with most personal computers, the AMPLOT-II is economically priced at only \$1299.00 retail. Just circle the reader service number for complete engineering details.

2201 Lively Blvd. • Elk Grove Village, IL 60007
(312) 364-1180 TLX: 25-4786

AMDEK

REGIONAL OFFICES: Calif. (714) 662-3949 • Texas (817) 498-2334

Amdetek ... your guide to innovative computing!



The Avant-Garde Programmer's Series:

A HI-RES ELECTRONIC DESIGN
 Create and print electronic circuit plans. Keyboard selection and rotation of 98 different electronic components. Paddles or joysticks provide easy placement.
\$29.95

A HI-RES SECRETS
 Complete Apple® graphics utility fills the needs of today's creative programmer. 263 pages of revealing documentation. Completely relocatable color graphic animation and sound routines. The most useful package on the market.
\$125.00.
 Demo available \$10.00

A HI-RES ARCHITECTURAL DESIGN
 Plan and design individual rooms, complete floor plans and total buildings. 75 different floor plan shapes can be easily rotated and moved. Lengths, diagonals and angles are calculated on-screen.
\$29.95


A SUPER QUALITY EPSON HI-RES DUMP
 Best quality Epson dump features true black copy Mirror, negative flip or rotated images available in three sizes. Automatic horizontal centering.
\$25.00

A HI-RES SECRETS GRAPHICS APPLICATIONS SYSTEMS
 Step from Basic to better Basic programs. Basic to Assembly hi-res graphics. Create architectural designs, arcade and adventure games, more! Fastest color-fill: 300 colors/patterns.
\$75.00

A PAINT MASTER SCENE UTILITY
 Allows line drawing, scene painting, scene editing, screen color, fill routines anywhere. Perfect for adventure game creation or computer art. Over 300 colors/patterns. use creations in your own program.
\$34.95

A SUPER SHAPE DRAW AND ANIMATE
 Draw in any direction using keyboard commands. Two types of animation, rotation, scale, background color, shape color and more.
\$34.95

A ACTION SOUNDS AND HI-RES SCROLLING
 Machine language sounds, hi-res scrolling routines and Super-font program in one useful package.
\$18.95



Why Better?

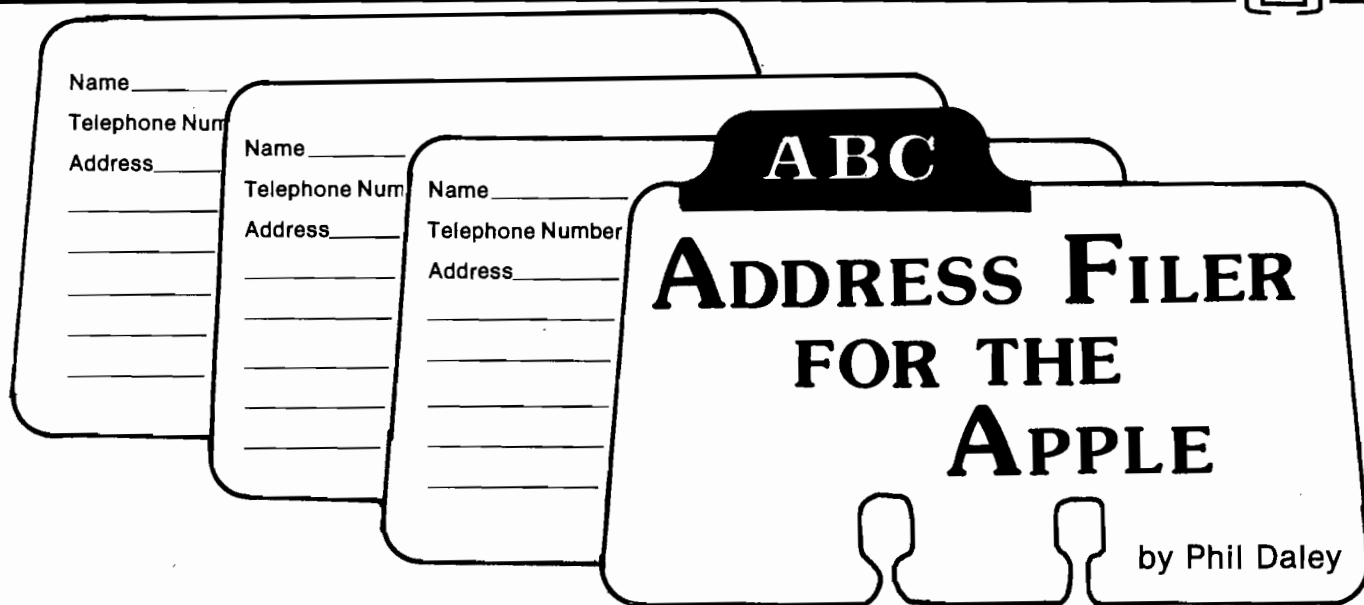
Because There Are No Secrets!

Most of these programs are unprotected or completely listable and may be used in all your creations, with no royalties required. They turn novices into professionals and professionals into absolute magicians!

Now Available from Your Local Software Dealer and by calling us directly at
(503) 345-3043

AVANT-GARDE CREATIONS, INC.
 P.O. Box 30160 Eugene, OR 97403

ARE YOUR CREATIONS MARKETABLE? ARE YOU A QUALIFIED PROGRAMMER LOOKING FOR ASSIGNMENT? GIVE US A CALL



This article presents a short, concise but useful file program that demonstrates random-access techniques on the Apple.

This program creates and maintains a random-access file of names, addresses, and phone numbers and includes an option for zip sorting and hardcopy printout for mailing-list purposes. If you have a mailing-list/word processor that accepts random-access files, you can use this file maker as a database for form-letter mailings.

The major difference between random and sequential files is the ability to read or write each record individually, without having to read or write the whole file. The syntax 'PRINT CHR\$(4) "OPEN <filename> ,Lnn" and PRINT CHR\$(4) "READ (or WRITE) <file name> ,Rn" ' is the correct method for accessing such a file. Note that Lnn is the LENGTH parameter and *must* be specified when OPENing the file. Lnn can be any number within reason, but if it is much longer than each actual record length, you will waste a lot of unnecessary space on the disk. The best method for determining the length to use is to count the number of bytes necessary for storing your information (including a carriage return after each field) and add a few extra bytes in case you decide to change anything as you develop your program. It is not necessary for the fields to be the same length in each record, but the total record length must not be exceeded or DOS will write records on top of each other. The record length must be the same every time the file is opened, as DOS uses that parameter to calculate where the different record numbers are stored.

Warning: Never WRITE to a random file without specifying the length parameter when OPENing it. DOS will assume it is a sequential

Address Filer
requires: Apple II with disk drive
80-column card optional

file (even if you specify a record number) and write at the beginning of the file (ruining your file) without issuing any error messages! (I discovered this the hard way.)

I wrote the program to allow an 80-column card in slot 1-7 so that upper/lower-case fields can be entered. If you don't have an 80-column card, a "0" to the "What slot?" question will suffice; or you could delete those lines altogether.

Notes on Program Operation

1. Telephone numbers should be entered as ten digits. The hyphens will be inserted on printout.
2. Use the two-digit state codes. The zip-sort routine assumes the zip code starts in byte 4 of the state field.
3. While the sort is not fast, it rewrites the file in sorted order so that printouts will be sorted without re-sorting every time.
4. During edit mode, a < return > signifies that current information is correct.
5. The zip sort arranges the record numbers into zip-code order in an array that is used to index the rewriting of the file.

I hope this relatively easy program increases your use of random files. They are the most efficient way to manage lengthy files.

(Listing appears on next page)

Listing 1: Address Filer Listing

```

10 D$ = CHR$(4): HOME : VTAB 10
: PRINT "80 COLUMN CARD IN S
LOT #": INPUT A$: AA = VAL
(A$): PRINT D$"PR#": AA: PRINT
: GOSUB 500: GOSUB 500: GOTO
160
20 GOSUB 90: GOSUB 500
30 VTAB 1: PRINT "IF DONE, ENTER
'DONE!': POKE 34,1
40 V = V + 1: IF V > 1226 THEN RETURN
50 VTAB 10: PRINT "Input Name
]": VTAB
10: HTAB 11: INPUT "": A$: IF
A$ = "DONE" OR A$ = "done" THEN
GOSUB 120: RETURN
60 PRINT "Input Street Address
]": VTAB
11: HTAB 21: INPUT "": Z$: PRINT
"Input City
]": VTAB 12: HTAB 11
: INPUT "": S$: PRINT "Input
State and ZIP]": VTAB
13: HTAB 20: INPUT "": T$: PRINT
"Input Phone #]": VTAB
14: HTAB 13: INPUT "": P$: GOSUB
500: GOSUB 110: GOTO 40
70 PRINT D$"OPEN"W$: PRINT D$"DE
LETE"W$
80 PRINT D$"OPEN "W$,L100": PRINT
D$: RETURN
90 GOSUB 500: VTAB 5: PRINT "WHA
T NAME FOR THE FILE": INPUT
W$: IF LEN (W$) = 0 THEN POP
: RETURN
100 GOSUB 70: RETURN
110 PRINT : PRINT D$,"WRITE "W$
",R": PRINT A$: PRINT Z$: PRINT
S$: PRINT T$: PRINT P$: PRINT
D$: RETURN
120 PRINT D$"WRITE"W$,R0: PRINT
V - 1: PRINT D$"CLOSE": RETURN

```

```

130 PRINT : PRINT D$,"READ "W$,
R": IF V = 0 THEN INPUT V:
GOTO 150
140 INPUT A$: INPUT Z$: INPUT S$
: INPUT T$: INPUT P$
150 PRINT D$: RETURN
160 X$ = "*****"
*****: XX$ = "*"
*****
*": IF AA <> 0 THEN
X$ = X$ + X$: XX$ = LEFT$(X
X$,38) + " " + RIGHT$(XX$
,38)
170 PRINT X$: FOR X = 1 TO 20: PRINT
XX$: NEXT : PRINT X$: BB = 8:
BC = 27: IF AA = 0 THEN BC =
12
180 VTAB BB: HTAB BC + 3: PRINT
"ADDRESSER": VTAB BB + 2: HTAB
BC + 1: PRINT "(C) Copyright
": PRINT : HTAB BC: PRINT "B
y M I C R O I N K": FOR X = 1 TO
500: NEXT
190 GOSUB 500: VTAB 8: PRINT "Do
you want to": PRINT : PRINT
TAB(10)"1 Make an address
file": PRINT TAB(10)"2 C
hange an address file": PRINT
TAB(10)"3 Print an addres
s file": PRINT TAB(10)"4
Sort by Zip": PRINT TAB(10
)"5 Quit": VZ = 0
200 HTAB 10: GET S$: IF VAL (S
S$) > 5 THEN 200
210 PRINT : ON VAL (SS$) GOSUB
20,240,230,450,220: GOTO 190
220 GOSUB 500: END
230 W = 1: GOSUB 410: PRINT D$"OP
EN "W$,L100": PRINT D$: GOSUB
500: PRINT "EVERYTHING OK": GET
J$: PRINT : PRINT D$"READ "W
$,R0": INPUT X: FOR V = 1 TO
X: GOSUB 130: PRINT D$"PR#1"

```

```

: PRINT S$, "T$: PRINT "(" LEFT$(
(P$,3) " " MID$(P$,4,3) "-" RIGHT$(
P$,4): PRINT: PRINT: NEXT: PRINT
D$"PR#": AA: RETURN
240 GOSUB 410: PRINT D$"OPEN "W$
",L100": PRINT D$"READ "W$,
R0": INPUT V: PRINT D$: GOSUB
500: N = V: INPUT "ADD(A), CH
ANGE(C), OR QUIT(Q) "; F$: IF
LEFT$(F$,1) = "A" THEN 400
250 IF LEFT$(F$,1) = "Q" THEN
RETURN
260 PRINT "YOU HAVE "V" ADDRESSE
S.": PRINT "If you wish to e
dit a specific address, Type
in 'N' and": PRINT "hit RET
URN, and enter the Number of
the Address.": PRINT "To RE
TYPE, type 'Y', If DONE, ty
pe 'D.": PRINT "To run thro
ugh addresses in order, hit
RETURN."
270 FOR X = 1 TO N
280 V = X: GOSUB 130: PRINT A$: PRINT
Z$: PRINT S$, "T$: PRINT : INPUT
"Retype (Y/N/D) "; Q$: IF Q$ =
"N" THEN INPUT V: GOTO 320
290 IF Q$ = "Y" THEN 330
300 IF Q$ = "D" THEN X = N
310 NEXT : PRINT D$"CLOSE": RETURN
320 GOSUB 130
330 PRINT "("A$)": INPUT Q$: IF
Q$ <> "" THEN A$ = Q$
340 PRINT "("Z$)": INPUT Q$: IF
Q$ <> "" THEN Z$ = Q$
350 PRINT "("S$)": INPUT Q$: IF
Q$ <> "" THEN S$ = Q$
360 PRINT "("T$)": INPUT Q$: IF
Q$ <> "" THEN T$ = Q$
370 PRINT "("P$)": INPUT Q$: IF
Q$ <> "" THEN P$ = Q$
380 GOSUB 110: PRINT "CHANGE ANO
THER?": INPUT Q$: IF LEFT$(

```

```

(Q$,1) = "Y" THEN X = X + 1:
GOTO 280
390 RETURN
400 GOSUB 130: PRINT "Y o u h a v e
"V" Addresses and the last
one is": PRINT : PRINT A$: PRINT
Z$: PRINT S$, "T$: GOTO 30
410 IF W$ <> "" THEN RETURN
420 GOSUB 500: VTAB 5
430 PRINT "What is the name of":
PRINT "File you wish to wor
k with?": PRINT " If you nee
d CATALOG, Hit Return": INPUT
W$: IF W$ <> "" THEN RETURN
440 PRINT D$"CATALOG": GOTO 430
450 R = 0: GOSUB 500: VTAB 10: GOSUB
410: GOSUB 80: V = 0: GOSUB 1
30: DIM B(V),C(V): PRINT "RE
ADING": QQ = V: FOR V = 1 TO
QQ: GOSUB 130: B(V) = VAL
(RIGHT$(T$,5)): NEXT : I = 1:
PRINT "SORTING": D1 = 0
460 M = 0: N = 0: D = 100000: FOR J
= 1 TO QQ: IF M AND B(J) =
B(E) THEN N = N + 1
470 IF B(J) < D AND B(J) > = D1
THEN D = B(J): E = J: M = 1: N
= 1
480 NEXT : D1 = D + 1: FOR K = 1 TO
N: C(I) = E: I = I + 1: NEXT :
IF I < = QQ THEN 460
490 PRINT "WRITING": A$ = ".SORTE
D": A1$ = W$: A2$ = A1$ + A$: W
$ = A2$: GOSUB 80: FOR I = 1
TO QQ: V = C(I): W$ = A1$: GOSUB
130: W$ = A2$: VZ = VZ + 1: V =
VZ: GOSUB 110: NEXT : PRINT
D$"WRITE"A2$,R0": PRINT QQ:
PRINT D$"CLOSE": RETURN
500 IF AA > 0 THEN PRINT CHR$(
12): RETURN
510 HOME : RETURN

```


MICRO

VIC-20 USERS: Get Serious With A PROMQUEEN.

- A cartridge development system • Comprehensive manuals
- Program from Commodore VIC-20 keyboard into built-in 4K ROM emulator • Jumper to target ROM socket
- Test programs in circuit • Fits EXPANSION PORT
- Includes Hexkit 1.0, a powerful 100% machine code editor/debugger utility program that makes coding for 8-bit Micros a snap.
- Built-in EPROM programmer and power supply
- Burns & runs EPROMS for the Commodore VIC-20, too

Programs 2716, 2732, 2732A, 27C16, 27C32, adaptable to 2532 & 2764

PROMQUEEN CARTRIDGE COMPLETE ONLY \$199



**GLOUCESTER
COMPUTER, INC.**

| | US | Canada |
|----------------------------|----------|----------|
| Promqueen 64 | \$299.00 | \$399.00 |
| 8K board with 1 EPROM | \$29.95 | \$39.95 |
| 16 board with 1 EPROM | \$39.95 | \$49.95 |
| 8K board with 1 EPROM, C64 | \$39.95 | \$49.95 |

Distributed in U.S. by Arbutus Total Soft, Inc., 4202 Meridian, Suite 214, Bellingham, WA 98226. Phone 800-426-1253, in Washington 206-733-0404
Distributed in Canada by IBC/Distribution Canada, 4047 Cambie St., Vancouver, BC V5Z 2X9. Phone 604-879-7812

Send for Free Brochure

PUT PRICES IN CHECK

CARTRIDGE RIBBONS FOR
APPLE PRINTERS
 NEC 8023A
 C. ITOH PROWRITER
\$9.95 EA. **\$107.46** DOZ.

CARTRIDGE RIBBONS FOR
EPSON
MX-80 MX-100
\$6.99 EA **\$11.95** EA
\$86.29 EA **\$129.06** DOZ

MAXELL
DISKETTES
 5 1/4" SINGLE SIDE
 DUAL DENSITY
 MD-1
\$29.90 10 PACK

INNOVATIVE
CONCEPTS
FLIP'N'FILE
 DISC STORAGE BOX
 HOLDS UP TO 60 DISKETTES
 5 1/4" 8"
\$24.95 EA **\$29.95** EA

RIBBONS FOR
IDS PRINTERS
 EA DOZ.
 440 **\$2.77** **\$29.92**
 PAPER TIGER **\$6.95** **\$75.06**
 MICROPRISM **\$7.99** **\$86.29**
 PRISM **10.95** **118.25**

DISKETTE
STORAGE
BOXES
 5 1/4" — BLUE OR BEIGE
\$2.49 EA.

DUAL SPOOL RIBBONS FOR
OKIDATA
PRINTERS
 80, 82, 83 EA DOZ
 92, 93 **\$2.77** **\$29.92**
 84 **\$5.99** **\$64.69**

MEMOREX
DISKETTES
 5 1/4" SINGLE SIDE - DUAL DENSITY
\$24.99 10 PACK

COLOR-
CODER
 LIBRARY CASE SET
 CONTAINS 5 BRIGHT COLORS
 5 1/4" 8"
\$19.95 **\$23.95**
 SET OF 5 SET OF 5

ANTI-STATIC
SPRAY
 FULL QUART SIZE
 WITH DISPENSER
\$6.95 QT.
1 GALLON REFILL \$19.95

CARTRIDGE RIBBONS FOR
COMREX
DAISYWRITER 2000
\$2.49 EA **\$26.89** DOZ

LABEL
SPECIAL
\$2.99 / K
 (5K MIN)
 1 ACROSS 3 x 15/16 CONTINUOUS LABELS

MOST RIBBONS AVAILABLE IN COLORS TOO!
 CALL OR WRITE FOR OUR SUPPLIES CATALOGUE
 ON ORDERS UNDER \$14.00 PLEASE ADD \$3.00 FOR SHIPPING
 MINIMUM RIBBON ORDER \$30.00 OR 1 DOZEN



Check-Mate™



TOLL FREE 800-343-7706
 IN MASS 617-963-7694
 PHONES OPEN 9AM-7PM EASTERN TIME

51 DIAUTO DR. P.O. BOX 103
 RANDOLPH, MA 02368

MASS RESIDENTS
 ADD 5% SALES TAX

SAVE THE

Capturing Network Com

Utilization of network information sources is improved by allowing the user to save the entire dialogue on disk so that the information can be thoroughly reviewed at a later time.

The availability of vast amounts of information via the large computer networks provides significant benefits to even the computer hobbyists. I have used the networks for information sources, shopping, news, electronic mail, etc.

One of the first things I learned is that a "dumb" terminal places significant restrictions on effective utilization of computer telecommunications. This article details a program I developed to capture communications with a second computer and to generate a copy of the information while off-line, which helps minimize connect-time charges. The only restriction is that the computer you are talking to must echo your input, and the other computer must not require an echo of its output.

My system is an OSI C4P-MF with 32K RAM. I use a Radio Shack Modem I and an Epson MX-80 printer. The programs are written for use on the OS-65D Version 3.3 operating system, but Version 3.2 will work as well.

Three programs are required to utilize this system effectively. The main program, called MODEM, is the operational part of the program and is written in BASIC. The second program is the machine-code portion of

MODEM. The third program is called QUICK and is the program to output information saved on disk. The machine-code portion will be discussed first, since it provides the heart of the communications system.

Machine-Code Program

The machine-code program is not very complex (see listing 1). In fact, the heart of the program is included in the first 25 lines. In simple terms, the program does the following:

1. It checks for a character input from the modem
2. If there is a character, it outputs the character
3. It does the file housekeeping
4. It checks the keyboard for a character input
5. If there is a character input, it sends the character

The program then repeats this sequence.

The assembly listing of the machine-code program is almost self-explanatory, but a few of the operations need more explanation. The modem input sequence is straightforward. If the status register is empty, the program branches to the JSFILE location. If a

character is available, it is loaded into the accumulator and masked to seven bits. (You cannot receive OSI graphics characters with this program.) The program accepts all ASCII characters except one.

In lines 90-110, the double quote (") is replaced by a single quote ('). Something in the operating system causes the computer to hang if the first character in a character string is a double quote. (This has no effect on any of the programs in my article. I have been experimenting with programs to manipulate and edit the information on disk, but they are incomplete.)

In line 120, PRINT is a JSR to the output routine in the operating system kernel. This routine allows you not only to display the received character on the CRT but to store it in memory also. This decision is made during execution of the BASIC program.

The file housekeeping routine at line 280 simply reminds you how much memory has been used by communications storage. The routine prints the memory page number in hexadecimal on the right side of the screen each time the page number changes. The function of this display is explained later. If the save-to-disk option is not selected, this routine is not called by the program.

The keyboard routine at line 520 returns either an ASCII code or a zero. The routine I use was developed by Don VanSyckel and was published in the December 1981 issue of the *Aardvark Journal*. [Permission to use this copyrighted material was received.] I chose this routine over several others because it provides both upper and

NETWORKS

munications on OSI

by Robert F. Soloman

lower case and all ASCII control codes. The selection of a keyboard routine is not critical, except that it must be a non-waiting type of routine; it must check for a key to be pressed but not wait for the key. (This is the reason the keyboard routine in the monitor cannot be used.)

If no character is returned from the keyboard routine, the program jumps back to the beginning. If a character is returned, it is transmitted to the modem and then jumps to the beginning. The remote computer echoes the character you sent and this echo character is what you see on the screen. You are now operating in a full duplex mode. The only exception is the Control-B code. This key combination causes the program to return to the BASIC program.

MODEM Program

The MODEM program is the BASIC program that does all the housekeeping and saving on disk. It calls the machine-code program as a `USR(X)` routine (see listing 2). Saving communications to disk is actually a two-stage process: the machine-code program stores the communications data in reserved upper memory then, in the BASIC program, this memory is transferred to disk.

This approach uses the operating system kernel to dispatch the output to more than one device. The CRT screen display is called as device 2 and memory storage as device 5. These devices also can be selected by setting a status bit to 1 at decimal location 8994 in the kernel. The CRT is bit 1 and memory is

bit 4. An advantage is that these devices can be enabled at the same time so that each character is both displayed and stored in memory.

The memory output routine does all the housekeeping such as incrementing memory pointers, etc. The kernel output routine is called from line 120 of the Assembly program. The program requires the use of a buffer disk — a disk that has been initialized but has no directory or established files.

The constant PA is the pass number and is POKED to decimal location 15336 (constant PD). It keeps track of how many times the machine-code program has been called. It also determines on which tracks of the disk the current data will be saved.

Since my computer has been set up with a selector switch to use the modem or printer from the same ACIA, `GOSUB 6000` gives a reminder to select the modem.

Line 12 eliminates string delimiters. `GOSUB 5000` allows you to select between a dumb terminal, which gives display only, or a terminal that allows you to save to memory. Decimal location 15337 (constant SD) is used as a disk-save flag. It is set to zero for dumb terminal use and to 99 to indicate disk save. Line 5030 sets line 130 in the assembly listing to enable the file routine for the disk save function. Line 5050 sets assembly line 130 to NOPs for dumb terminal use.

Line 15 saves PA and resets the upper memory limits. Line 40 sets the `USR(X)` location (`$3A7E`) and sets the ACIA protocol. Line 65 checks the save flag. If it is zero (dumb terminal), it jumps directly to the machine-

code program.

The two disk commands in line 66 set up the memory output. The command `"MEM F000,4800"` sets the first memory storage location for memory storage to \$4800. (`$F000` is the memory input pointer, which is not used.) The command `"IO, 12"` sets the output dispatch word to select both CRT and memory output.

After you exit the machine-code program, line 85 retrieves the pass number and sets the keyboard and CRT as the only input and output devices. Line 1000 checks for dumb terminal arrangement, the program branches to the decision routine at line 4800.

If the program is in the disk-save mode, the program asks if the file is complete. This routine selects end-of-file strings to be appended to the file. These are used to indicate when you have output all the useful information from a file.

As long as the file is not complete, the program will return to the machine-code routine after saving the information on the proper tracks. If the buffer disk becomes filled, the program will instruct you to use a second buffer disk. If you do not change buffer disks, you will write over the previously saved information.

Should you respond "YES" to the file complete prompt, the program will branch to the decision routine at line 4800 after saving on disk. You can still continue with modem communications from this point without overwriting previously stored information.

One of the exit options (option 3) is to run the program called QUICK, which outputs the disk information.

QUICK

This program takes the communications information from disk and outputs it to the CRT and/or the printer as you request. You are asked to specify the first and last tracks to be output (see listing 3).

You can stop at any time by hitting the ESC key, which causes a jump to the exit menu. You have the option of going to the next track, restarting the program, or quitting.

The QUICK program functions by calling each track into the disk buffer. Each location in the buffer is PEEKed sequentially and that character is output to the printer.

Usage

After boot-up, open the system and then type `< RUN"MODEM">`. From this point, the program prompts you all the way through. As written, you must answer `< YES >` or `< Y >` to the modem switch prompt before you can continue.

The next prompt will ask if you wish to save to disk. If you answer `< NO >`, the program will function as a dumb terminal. If you answer `< YES >`, you will be instructed to insert the buffer disk into the drive. After you get the message "Modem Ready", you can go online. If you are in the disk-save mode, a "48" will be visible on the right side of the screen.

At this point you can dial up the network and proceed with your log-on and other communications. There is only one important restriction in the use of this program: the network or bulletin board you access must have provision for suppressing output under your control. (The network I use accepts Control-S as a stop code and Control-Q as a start code. These are the normal ASCII DC3 and DC1 codes, respectively.)

There are only two situations in which you would need to suppress output. One, is when your memory storage area (in the disk save mode) is almost full. The other is when you wish to exit to change to or from the disk-save mode.

An example of changing save modes would be when you want to save only a portion of your network communication. Things such as stock market data, news stories, or reference information may need more study; so you would want to have a hard copy.

The program keeps track of where you are in the memory storage area. Each time a page in memory changes,

the new page number (in hex) is displayed on the right side of the CRT screen. You must remain aware of this value so the page location does not exceed the boundary of your memory. If you exceed the limits, the computer places the information in a non-existent memory location. The highest value for the memory page is 7F for a machine with 32K of memory.

When you approach the end-of-memory storage, type Control-S to stop the network and then type Control-B. This returns you to the BASIC part of the program. You will then see the prompt "IS FILE COMPLETE". If you want to stop saving to disk, answer `< YES >` or `< Y >` to this prompt. If you answer `< NO >`, you will automatically return to the machine-code program and get a "Modem Ready" prompt.

If you answered yes to the file complete prompt, you will go to the exit menu. You should select option 1, return to modem.

After you have returned to the machine-code program, type a Control-Q and you are back in business. Each time your memory is almost full, repeat this sequence. The program will tell you when the disk is almost full and that you should use a second buffer disk.

When you want to log-off the network, use the following sequence: Log-off; after log-off is verified, type Control-B then hang up; answer the exit prompts as they come up. (Answer `< YES >` to the file complete prompt.)

To get a hard copy of the communications select exit option 3. You will be instructed and the QUICK program will run. All the information on the buffer disk will be printed on the CRT and/or printer. After you see "temporary End of File", hit the Escape button. All the information after this message is garbage. You can restart on the next batch of information from the next pass number (the first track numbers for each pass are 1, 8, 15, 22, 29, and 36). If the message was "End of File" there is no more information on the disk that relates to this communication.

Installation

The installation of the program can be accomplished by more than one method, the most efficient being Assembler. However, a lot of computer users are not familiar with assembly-language programming, so another method of installing the program is

described in detail.

The instructions are for a system running the OSI OS-65D operating system Version 3.3. Instructions for other memory limits and for Version 3.2 are given later.

First, initialize a disk and copy the operating system and BEXEC* only. Then create two files with each file being two tracks long. The first program is titled MODEM and the second is titled QUICK. Since the QUICK program is easiest to implement, I will create that one first. Using option 7 in BEXEC*, create a single disk buffer. Then enter the program as listed and type:

```
DISK!"PUT QUICK" < CR >
```

For the MODEM program, type NEW and then type in the following:

```
10 REM MACHINE CODE < CR >  
20 END
```

Then type

```
DISK!"PUT MODEM" CR
```

Remove the disk and reboot using Tutorial Disk Two. Then type

```
RUN"BUFFER" < CR >
```

Answer E to the Enable prompt. Remove the Tutorial disk and put the MODEM disk in the drive. Type the following sequence:

```
DISK!"LOAD MODEM" < CR >  
BYTE 370 < CR >  
DISK!"PUT MODEM" < CR >
```

Reboot your MODEM disk and type:

```
DISK!"LOAD MODEM" < CR >
```

Now type in the machine-code installation program (listing 4) and type RUN.

This sequence does the following: first it creates buffer space ahead of the program for the machine-code routine; then it POKES the machine-code routine into the buffer and saves it on disk. To put the actual MODEM program on disk, type

```
DISK!"LOAD MODEM" < CR >  
NEW < CR >
```

Now type in the MODEM program and then type

(Continued on page 88)

D&N MICRO PRODUCTS, INC.

3702 N. Wells St.
Fort Wayne, Ind. 46808
(219) 484-6414

TERMS \$3.00 shipping. Foreign orders add 15%. Indiana residents add 5% sales tax.

COMPUTER

MICRO-80 COMPUTER

Z-80A CPU with 4Mhz clock and CP/M 2.2 operating system. 64K low power static memory. Centronics parallel printer port. 3 serial ports. 4" cooling fan. Two 8" single or double sided floppy disk drives. IBM single density 3740 format for 243K or storage, double density format for 604K of storage. Double sided drives allow 1.2 meg on each drive. Satin finish extruded aluminum with vinyl woodgrain decorative finish. 8 slot backplane, 48 pin buss compatible with OSI boards.

MODEL 80-1200 \$2995

2 8" Single sided drives

MODEL 80-2400 \$3495

2 8" Double sided drives

MICRO-65 COMPUTER

6502 CPU with 2Mhz clock and DOS-65 operating system. 48K of low power static memory. 2 serial ports and 1 Centronics parallel port. 2 8" single or double sided drives. Satin finish extruded aluminum with vinyl woodgrain finish. 8 slot backplane, 48 pin buss compatible with OSI. Will run OSI 65D and 65U software. Includes Basic E/65 a compiled BASIC for 6502 CPU.

MODEL 65-1 \$2995

2 8" Single sided drives

MODEL 65-2 \$3495

2 8" Double sided drives

BP-580 8 Slot Backplane \$ 47

OSI 48 pin Buss compatible

MEM-CM9 MEMORY/ FLOPPY CONTROLLER

24K memory/floppy controller card uses 2114 memory chips, 1 8K and 1 16K partition. Supports OSI type disk interface

24MEM-CM9 \$325

16MEM-CM9 \$260

8MEM-CM9 \$180

BARE MEM-CM9 \$ 50

Controller on assembled unit
add. \$ 90

BIO-1600 Bare IO card \$ 50

Supports 8K of memory, 2 16 bit parallel ports, 5 serial ports, with manual and Molex connectors.

PRINTERS

Okidata

ML82A, 120 cps, 10" . \$409

ML83A, 120 cps, 15" . \$895

ML84 Parallel, 200 caps, 15" . \$1150

C. Ioth

8510AP Prowriter, parallel . . . \$419

120 cps, correspondence quality

8510APD Prowriter, serial . . . \$585

F10-40PU Starwriter, parallel \$1319

Letter quality daisy wheel

F10-40RU Starwriter, serial . . \$1319

F10-55PU Printmaster \$1610

parallel, Letter quality daisy wheel

F10-55RU Printmaster, serial \$1610

DISK DRIVES AND CABLES

8" Shugart SA801 \$385

single sided

8" Shugart SA851 \$585

double sided

FLC-66 ft cable from D&N \$69

or OSI disk controller to 8" drive

5 1/4" MPI B51 disk drive with . . \$450

cable, power supply and cabinet. Specify computer type.

FLC-5 1/4 cable for connection . \$75

to 5 1/4 drive and D&N or OSI controller, with data separator and disk switch. Specify computer type

HARDWARE

OSI COMPATIBLE

IO-CA10X Serial Printer Port . . \$125

Specify Device #3 or #8

IO-CA9 Parallel Printer Port . . \$150

CMOS-MEM

64K CMOS static memory board, uses 6116 chips, 3 16K, 1 8K and 2 4K blocks, Partitionable for multi-user, OSI type disk controller, 2 IO mapped serial ports for use with D&N-80 CPU. Ideal way to upgrade from cassette to disk.

64K CMOS-MEM \$500

48K CMOS-MEM \$405

24K CMOS-MEM \$260

16K CMOS-MEM \$210

BARE CMOS-MEM \$ 50

Controller add. \$ 90

2 IO mapped serial ports add. \$125

on assembled memory board

Z80-IO 2 IO mapped serial . . . \$160

ports for use with D&N-80 CPU card

FL470 Disk Controller \$155

5 1/4 or 8" drive



STANDARD CP/M FOR OSI

D&N-80 CPU CARD

The D&N-80 CPU allows the owner of an OSI static memory computer to convert to Industrial Standard IBM 3740 single density disk format and CP/M operating system. Double density disk operation is also supported for 608K of storage on an 8" diskette. When used with a 5 1/4" disk system 200K of storage is provided. Optional parallel printer and real time clock. Also available for polled keyboard and video systems. Compatible with C2, C3, C4 and 200 series OSI computers.

INCLUDES CP/M 2.2

D&N-80-1 Serial 8" disk \$595

D&N-80-2 Video 5 1/4" disk \$595

D&N-80-3 Video 8" disk \$595

Option 001 \$ 60

Parallel printer and real time clock.

HARD DISK DRIVER \$140

Allows D&N-80 CPU board to control OSI 40 or 80 meg hard disk unit. Will not destroy OSI files. Will also allow for a true 56K CP/M system. Specify 40 or 80 meg drive.

BUSS TRANSFER \$135

Allows for D&N-80 and OSI CPU to be in the computer at the same time. Toggle switch provides for alternate CPU operation.

DISK TRANSFER \$100

Utility program to transfer OSI CP/M format disk to IBM 3740 single density format. Will also transfer IBM to OSI format.

SYSTEM HARDWARE

REQUIREMENTS

D&N-80 CPU, D&N FL470 or OSI 470 controller, 48K memory at 0000-BFFF, 4K memory at D000-DFFF, two disk drive cables.

FORMAT TRANSFER \$15

You supply software on 8" diskette D&N will transfer OSI CP/M format to IBM 3740 CP/M format. Can also transfer IBM 3740 CP/M format to OSI CP/M format. Original diskette returned.

Accounts Payable & Receivable Program

Business or Home owner, keep track of your accounts payable and receivables

- 300 entries per disk
- 75 entries per cassette
- Printer option
- Automatic Sort

Requires 8K or 16K Expander

Disk - \$35.95
Cassette - \$29.95

COMPU SENSE

TO ORDER:
P.O. BOX 768
WICHITA, KS 67201
(316) 263-1095



Handling charges \$3.00
C.O.D. (Add \$2.00)
Personal checks allow 3 week delivery
VIC-20® is a registered trademark of Commodore
Prices subject to change

DISK!"PUT MODEM" <CR>

Your program is now complete and ready for checkout. The only other thing you will need is one or more buffer disks. To create these, open the system and place a blank disk in the drive. Type EXIT <CR> after a BASIC "OK" prompt. Then type "INIT" <CR> and respond Y to the "Are you sure" question. The computer will do the rest.

Testing

Testing the program can be done off-line. Assuming that all the instructions up to this point have been followed, you can commence testing.

Disconnect the DB-25 connector from your modem and connect pins 2 and 3 together temporarily. This connects the computer's output to the modem to the input from the modem, so whatever you transmit is immediately received. Then bootup and run the MODEM program without saving to disk. After you get the "Modem Ready" prompt, you can type whatever you want. It should be correctly displayed on the CRT. I suggest typing all characters in both upper and lower case to verify all is well.

If this works properly, all is well. If it does not, then check carefully over your work — especially the machine code. If all works, type Control-B and you should come back to the exit menu. Now try saving on disk by following the prompts. After you have something in there, type Control-B and answer yes to the file-end question. You should now hear the computer dump to disk. Run the QUICK program to see how it works. Providing everything is okay you are now ready to go on-line.

Use on Other Systems

The basic approach of this series of programs can probably be used by a number of other systems. However, since I am not familiar with the intricacies of other operating systems I suggest that this series of programs be used as a guide only.

Similarly, the various configurations of OSI machines are also quite extensive and beyond the scope of this article. It should be possible to use this program on a C1P, but special attention must be given to the variations in the keyboard. It is my intention to develop

this program for the C1P at a later date.

I have, however, translated these programs for use with an OSI C4P running OS-65D Version 3.2 in 24K and present those changes here. Because of the numerous combinations of memory size and operating system, I will not attempt to generalize. Those users who want to adapt to their system can learn enough from studying these programs to implement their own configuration.

The changes required to adapt to the 3.2 version encompass all three programs. Listing 5 shows those data lines that must be changed in the machine-code installation program. For those who would rather work in the Assembler, the only change required is to make the starting address \$327E. To establish the buffer space for the machine-code program, you will need to use the CHANGE program to allocate 370 bytes before the workspace. All other installation instructions are the same.

The MODEM program for use on 3.2 is listed in its entirety in listing 6. Because of the extensive changes necessitated by the reduction in memory available, a complete listing is more readable than a list of corrections.

The QUICK program requires only two changes. They are

```
510 DISK!"CA 327E = " + TS$ + ",1"
520 FORAD = 0TO2047:CH = PEEK
    (12926 + AD):CH = CHAND127:
    IFCH <10THENCH = 20
```

Conclusion

The electronic transfer of information is now within reach of computer hobbyists. Using this development can be valuable in both personal and professional environments. These programs were developed to make it easier for the user to gain the advantages of electronic communications.

Robert Solomon is an operations engineer at NASA Lewis Research Center where he is responsible for altitude testing of jet engines. Most of his computer programming is done in assembler and BASIC, but he has worked with FOCAL and is trying to understand FORTH. Bob's most unusual hardware/software accomplishment is interfacing the computer to a Wurlitzer organ and developing the software for it. You can contact him via SOURCE network ID ST1117 or by writing to 5868 Joanne Court, North Ridgeville, OH 44039.

(Listings begin on page 90)



Apple Tree Electronics

PROWRITER PRINTER

\$395

HARDWARE

FRANKLIN **ACE 1000**

The Professional Personal Computer
INTRODUCTORY PACKAGE

- Franklin Ace 1000
- 1-Disk Drive
- Green Monitor

\$1595

QUICK BROWN FOX

\$5525

CALL FOR THIS MONTH'S SPECIAL

1-800-835-2246 EXT. 211

OR

702-459-4114




5130 East Charleston Blvd.
Suite 4M
Las Vegas, Nevada 89122



Add \$3.00 for shipping, handling and insurance. Nevada residents add 5.75% sales tax. Please include phone number. Equipment subject to price change and availability. Call or write for price list.

Blessed are the big wheels

**Paper Tape Handler
with big, new 7 1/2" reels**




RS232C, TTY or parallel
TTL interface
Computer compatible
150 CPS reading
300 CPS rewind.
Includes power supply
and reader
sensible price.



416 Junipero Serra Drive
San Gabriel, California 91776
(213) 285-1121

IT'S FREE!

Announcing the NEW, Summer 1983 Moore Computer Forms and Supplies Catalog



**Now with a NEW 34-page
computer forms section!**

- Our new, 80-page Summer Catalog features more than 800 quality, brand-name products—all guaranteed to meet your 100% satisfaction or your money back
- For all your computer or word processor needs, a wide selection of magnetic media, disk storage, binders, ribbons and furniture
- Over 40 pages of multi-purpose computer forms and labels at low prices, including an ALL-NEW 34-page section of imprinted forms
- Unmatched customer services, like fast order processing, custom imprinting, emergency overnight delivery, plus exclusive toll-free Technical Product Assistance

Mail this coupon or call
toll-free
1-800-323-6230
(In Illinois, Call (312) 459-0210)



Catalog Group
**MOORE
BUSINESS
CENTER**

A Division of Moore Business Forms

P.O. Box 20
Wheeling, IL 60090
Dept. 124411

YES! Send me a FREE 80-page, full-color
copy of the Summer 1983 Moore Catalog

YOUR NAME _____ TITLE _____ BUSINESS PHONE _____

COMPANY NAME _____

ADDRESS _____

CITY _____ STATE _____ ZIP _____

COMPUTER MAKE AND MODEL _____

TYPE OF BUSINESS _____ NO. OF EMPLOYEES _____

CARDRAM 16

16 K Memory Expansion
Cartridge for the VIC-20®
Personal Computer

FEATURES:

- Provides the equivalent of two 8K RAM cartridges.
- Each 8K is individually switch selectable by block.
- Opening in case to provide easy switch access.
- Uses 8 low power CMOS 2K x 8 static RAM chips.
- High quality glass/epoxy circuit board.
- Gold plated contacts.
- Individually tested.
- Made in the U.S.A.

\$50.50

COMPU SENSE

TO ORDER:
P.O. BOX 768
WICHITA, KS 67201
(316) 263-1095




Handling charges \$3.00
C.O.D. (Add \$2.00)

Personal checks allow 3 week delivery
VIC-20® is a registered trademark of Commodore
Prices subject to change

AIM + POWER from COMPUTECH

All prices
Postpaid
(Continental
U.S. —
otherwise
\$2 credit)



Check the
**outstanding
documentation**
supplied with
AIM65

Top quality power supply designed to Rockwell's specs for fully populated AIM 65 — includes overvoltage protection, transient suppression, metal case and power cable:

PSSBC-A (5V 2A Reg; 24V .5A Avg, 2.5A Peak, Unreg) ...\$64.95

Same but an extra AMP at 5 volts to drive your extra boards:

PSSBC-3 (5V 3A Reg; 24V .5A Avg, 2.5A Peak, unreg) ...\$74.95

The **professional's** choice in microcomputers:

AIM65/1K RAM\$429.95 BASIC (2 ROMS)\$59.95

AIM65/4K RAM\$464.95 ASSEMBLER (1 ROM) ..\$32.95

FORTH (2 ROMS)\$59.95.

SAVE EVEN MORE ON COMBINATIONS

AIM65/1K + PSSBC-A . \$479.95 AIM65/4K + PSSBC-3 . \$524.95

We gladly quote on all AIM65/40 and RM65 items as well.

ORDERS: (714) 369-1084

P.O. Box 20054 • Riverside, CA 92516

California residents add 6% sales tax



OHIO SCIENTIFIC

NEW PROGRAMS!

SCOUT—Full color, machine language, fast action and graphics! After a year of development, comes the all machine language **SCOUT**. Patrol the planet surface protecting and saving the human population from abductors. Turn your OSI into a real arcade!
\$24.95 C4PMF, C8PDF.

Send for our FREE catalog. We have what you want for less: S-FORTH \$39, FULL SCREEN EDITOR \$19, ADVENTURE \$19, SKYHAWK \$8, TOUCH TYPING \$19, INTELLIGENT TERMINAL \$24, THE WIZARD'S CITY \$12, UTILITIES, and much more for the C1P to the C8PDF.

(312) 259-3150

AURORA SOFTWARE

37 S. Mitchell
Arlington Heights,
Illinois 60005



"CARD/?" (CARD PRINT)

UNIVERSAL CENTRONICS
PARALLEL PRINTER
INTERFACE FOR THE VIC-20*

Now you can use any parallel printer with your VIC-20*. And you don't have to give up the use of your user port (MODEM), or change to special printer commands, or load any special software driver programs to do it.

- Outputs standard ASCII codes to the printer.
- Plugs in the VIC-20* printer serial i/o port.
- Understands all standard VIC-20* print commands.
- No modification to your VIC-20*.
- No special programs required.
- Includes all necessary cables to hook up a standard printer using centronics parallel input.
- MADE IN THE U.S.A.

The "CARD/?" is a product of CARDCO, Inc

\$76.00

COMPU SENSE

TO ORDER:
P.O. BOX 768
WICHITA, KS 67201
(316) 263-1095



Handling charges \$3.00
C.O.D. (Add \$2.00)

Personal checks allow 3 week delivery
VIC-20* is a registered trademark of Commodore
Prices subject to change

Listing 1

```

5          ; LISTING 1
10         ; MODEM CODE FOR SOURCE USE ONLY
20 3A7E    $=#3A7E
30 3A7E 204426 OPEN JSR $2644
40 3AB1 AD00FC AGAIN LDA $FC00 ; CHECK FOR MODEM INPUT
50 3AB4 4A   LSR A
60 3AB5 900E   BCC JSFILE ; NO THEN LEAVE ROUTINE
70 3AB7 AD01FC LDA $FC01 ; GET MODEM CHARACTER
80 3ABA 297F   AND $*7F ; MASK IT
90 3ABC C922   CMP $*22 ; CHECK FOR DOUBLE QUOTE
100 3ABE D002  BNE PRINT ; IF NOT GO PRINT IT
110 3A90 A927  LDA $*27 ; MAKE IT A SINGLE QUOTE
120 3A92 204323 PRINT JSR $2343 ; GO TO OUTPUT ROUTINE
130 3A95 20B43A JSR FILE ; DO FILE HOUSEKEEPING
140 3A98 20F23A JSR KEY ; GO CHECK KEYBOARD
150 3A9B F0E4  BEQ AGAIN ; NO INPUT START OVER
160 3A9D C902  CMP $*02 ; CHECK FOR CTRL B
170 3A9F F00F  BEQ OUT ; IF SO THEN EXIT
180 3AA1 4B   PHA ; SAVE KEYBOARD CHARACTE
190 3AA2 AD00FC CLRSND LDA $FC00 ; MAKE SURE XMIT BUFFER
200 3AA5 4A   LSR A ; EMPTY
210 3AA6 4A   LSR A
220 3AA7 90F9  BCC CLRSND
230 3AA9 6B   PLA ; WHEN EMPTY GET KEYBOARD
240 3AAA BD01FC STA $FC01 ; AND SEND IT
250 3AAD 4CB13A JMP AGAIN ; START OVER
260 3AB0 4C4426 JMP $2644 ; RETURN TO BASIC
270 3AB3 EA   NOP ; TEMPORARY STORAGE FOR
280 3AB4 AD9223 LDA $2392 ; GET CURRENT PAGE NUMBER
290 3AB7 CDB33A CMP ADTEMP ; SEE IF IT CHANGED
300 3ABA F01E  BEQ DONE ; IF NO CHANGE THEN RETU
310 3ABC BDB33A STA ADTEMP ; SAVE PAGE NUMBER
320 3ABF 4A   LSR A ; CONVERT PAGE NUMBER
330 3AC0 4A   LSR A ; TO TWO ASCII CHARS
340 3AC1 4A   LSR A ; AND DISPLAY ON CRT
350 3AC2 4A   LSR A
360 3AC3 20DB3A JSR HEXOUT
370 3AC6 BDFED1 STA $D1FE
380 3AC9 ADB33A LDA ADTEMP
390 3ACC 20DB3A JSR HEXOUT
400 3ACF BDFFD1 STA $D1FF
410 3AD2 A920  LDA $*20
420 3AD4 BDBED1 STA $D1BE
430 3AD7 BDBFD1 STA $D1BF
440 3ADA 60   RTS
450 3ADB 290F  AND $*0F
460 3ADD C90A  CMP $*0A
470 3ADF 1B   CLC
480 3AE0 3002  BMI HEX1
490 3AE2 6907  ADC $*07
500 3AE4 6930  HEX1 ADC $*30
510 3AE6 60   RTS
520 DF00=    KYBD = $DF00
530 0213=    CHR2 = $0213
540 0214=    TEMP = CHR2+1
550 0215=    CHR1 = TEMP+1
560 0216=    CNT = CHR1+1
570 3AE7 20A13B KYAA JSR RD01
580 3AEA 2907  AND $*07
590 3AEC D06E  BNE KY06
600 3AEE A020  LDY $*20
610 3AF0 D06A  BNE KY06
620 3AF2 8A   KEY TXA ; START OF ROUTINE TO
630 3AF3 4B   PHA ; GET ASCII VALUE FROM
640 3AF4 9B   TYA ; KEYBOARD OR RETURN
650 3AF5 4B   PHA ; A ZERO
660 3AF6 20A13B KY01 JSR RD01
670 3AF9 2920  AND $*20
680 3AFB F01B  BEQ KY02
690 3AFD A91B  LDA $*1B
700 3AFF D07B  BNE KY10
710 3B01 BD1502 KYBB STA CHR1
720 3B04 A902  LDA $*02
730 3B06 BD1602 STA CNT
740 3B09 A005  KYCC LDY $5
750 3B0B A2CB  KYDD LDX $*CB
760 3B0D CA   KYEE DEX
770 3B0E D0FD  BNE KYEE
780 3B10 8B   DEY
790 3B11 D0FB  BNE KYDD
800 3B13 F0E1  BEQ KY01
810 3B15 A201  KY02 LDX $*01
820 3B17 8A   KY03 TXA
830 3B18 0A   ASL A
840 3B19 AA   TAX
850 3B1A D005  BNE KY04
860 3B1C BD1502 STA CHR1
870 3B1F F062  BEQ KY11
880 3B21 20A33B KY04 JSR RD
890 3B24 F0F1  BEQ KY03
900 3B26 209A3B JSR CONV
910 3B29 8C1402 STY TEMP
920 3B2C 8A   TXA
930 3B2D 209A3B JSR CONV
940 3B30 9B   TYA
950 3B31 0A   ASL A
960 3B32 0A   ASL A
970 3B33 0A   ASL A
980 3B34 6D1402 ADC TEMP
990 3B37 AB   TAY
1000 3B38 B9AE3B LDA TABLE,Y
1010 3B3B A005  LDY $5
1020 3B3D D9C03B KY05 CMP EXC-1,Y
1030 3B40 F01F  BEQ KY07
1040 3B42 8B   DEY
1050 3B43 D0FB  BNE KY05
1060 3B45 BD1402 STA TEMP
1070 3B48 AA   TAX
1080 3B49 109C BPL KYAA
1090 3B4B A0B0  LDY $*B0
1100 3B4D 20A13B JSR RD01
1110 3B50 2906  AND $*06

```

(Continued)

THE NEWEST RELEASE FROM ARTISAN SYSTEMS CORP.

DP-09

2MHZ
OPERATION

DUAL 68B09E
PROCESSORS

256K DRAM


FLOPPY
CONTROLLER

6 RS-232
SERIAL PORTS

WINCHESTER
INTERFACE

8 28-PIN
SOCKETS

4 LAYER
PC BOARD



6809 BASED SINGLE BOARD SYSTEM

12"X9"

5V, 4A

±12V, .2A

FEATURES:

- ⊕ 68B09E ADVANCED 8/16 BIT SYSTEM PROCESSOR WITH MEMORY MANAGEMENT HARDWARE ALLOWS FOR ONE MEGABYTE ADDRESS SPACE
- ⊕ 64K - 256KBYTE DRAM
- ⊕ 8 EACH 28-PIN SOCKETS FOR UP TO 128KBYTE EPROM EPROMS CAN BE 2732, 2764 OR 27128 IN ADDITION 2KX8 OR 8KX8 STATIC RAMS MAY BE USED
- ⊕ SIX RS-232 SERIAL PORTS WITH FULL MODEM HANDSHAKE ADVANCED 6551A ACIAs WITH SOFTWARE BAUD RATE SELECT OF 110 TO 19.2KBAUD
- ⊕ 6522A INTERFACE CHIP PROVIDES TWO 16-BIT TIMERS PLUS TWO 8-BIT PARALLEL PORTS (UNBUFFERED)
- ⊕ 8 AUTO-VECTORED INTERRUPTS FOR HIGH SPEED I/O HANDLING
- ⊕ 50-PIN EXPANSION SOCKET

- ⊕ INDEPENDENT 68B09E SUBSYSTEM FOR DISK CONTROL 1-4 FLOPPYS 5" OR 8" SS DS SD DD SASI INTERFACE ALLOWS 5-45MBYTE WINCHESTERS TO BE CONNECTED USING EXTERNAL CONTROLLER THE SUBSYSTEM USES A PROPRIETARY DMA TECHNIQUE FOR HIGH SPEED OPERATION
- ⊕ FLEX OPERATING SYSTEM IS AVAILABLE

PRICES:

| | |
|------------------------------|-------|
| DP-09 A&T 64K 4 SERIAL PORTS | \$895 |
| FLEX FOR DP-09 | \$150 |
| OS-09 LEVEL ONE & TWO | CALL |
| FORTH | CALL |

TERMS:

ALL ORDERS PREPAID, VISA, OR MASTERCARD
ALLOW 3 TO 4 WEEKS FOR DELIVERY
ADD 2 WEEKS FOR PERSONAL CHECKS

ARTISAN SYSTEMS CORP.
410 CROSS ST.
WINCHESTER, MA 01890
(617) 721-2109

Listing 1 (Continued)

```

1120 3B52 F00B      BEQ KY06
1130 3B54 A090      LDY #*90
1140 3B56 E0B0      CPX #*B0
1150 3B58 3002      BMI KY06
1160 3B5A A070      LDY #*70
1170 3B5C 18        KY06      CLC
1180 3B5D 98        TYA
1190 3B5E 6D1402    ADC TEMP
1200 3B61 AB        KY07      TAY
1210 3B62 20A139    JSR RD01
1220 3B65 AA        TAX
1230 3B66 2980      AND #*B0
1240 3B68 F005      BEQ KY0B
1250 3B6A 18        CLC
1260 3B6B 98        TYA
1270 3B6C 6910      ADC #*10
1280 3B6E AB        TAY
1290 3B6F 8A        KY08      TXA
1300 3B70 2940      AND #*40
1310 3B72 F004      BEQ KY09
1320 3B74 98        TYA
1330 3B75 291F      AND #*1F
1340 3B77 AB        TAY
1350 3B78 98        KY09      TYA
1360 3B79 CD1502    CMP CHR1
1370 3B7C D0B3      KY10      BNE KYBB
1380 3B7E CE1602    DEC CNT
1390 3B81 D0B6      BNE KYCC
1400 3B83 A296      KY11      LDX #*96
1410 3B85 CD1302    CMP CHR2
1420 3B88 D002      BNE KY12
1430 3B8A A214      LDX #*14
1440 3B8C 8E1602    KY12      STX CNT
1450 3B8F 8D1302    STA CHR2
1460 3B92 68        PLA
1470 3B93 AB        TAY
1480 3B94 68        PLA
1490 3B95 AA        TAX
1500 3B96 AD1502    LDA CHR1
1510 3B99 60        RTS
1520 3B9A A0FF      CONV     LDY #*FF
1530 3B9C CB        CD01     TNY
1540 3B9D 0A        ASL A
1550 3B9E 90FC      BCC CD01
1560 3BA0 60        RTS
1570 3BA1 A901      RD01     LDA #*01
1580 3BA3 EA        RD       NOP
1590 3BA4 EA        NOP
1600 3BA5 8D00DF    STA KYBD
1610 3BA8 AD00DF    LDA KYBD
    
```

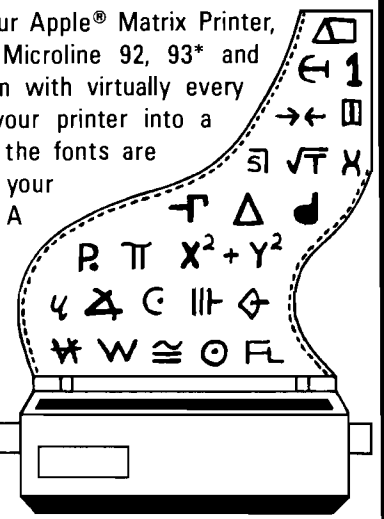
```

1620 3BAB EA        NOP
1630 3BAC EA        NOP
1640 3BAD 40        NOP
1650 3BAE B1        RTS
1650 3BAF B2        TABLE .BYTE $B1,$B2,$B3,$B4,$B5,$B6,$B7,0
1650 3BB0 B3
1650 3BB1 B4
1650 3BB2 B5
1650 3BB3 B6
1650 3BB4 B7
1650 3BB5 00
1660 3BB6 B8        .BYTE $B8,$B9,$30,$3A+$B0,$2D+$B0,$7F,0,0
1660 3BB7 B9
1660 3BB8 30
1660 3BB9 BA
1660 3BBA AD
1660 3BBB 7F
1660 3BBC 00
1660 3BBD 00
1670 3BBE AE        .BYTE $2E+$B0,'LO'
1670 3BBF 4C
1670 3BC0 4F
1680 3BC1 0A        EXC .BYTE $0A,$0D,$20,$30,$7F
1680 3BC2 0D
1680 3BC3 20
1680 3BC4 30
1680 3BC5 7F
1690 3BC6 57        .BYTE 'WERTYUI',0
1690 3BC7 45
1690 3BC8 52
1690 3BC9 54
1690 3BCA 59
1690 3BCB 55
1690 3BCC 49
1690 3BCD 00
1700 3BCE 53        .BYTE 'SDFGHJK',0
1700 3BCF 44
1700 3BD0 46
1700 3BD1 47
1700 3BD2 48
1700 3BD3 4A
1700 3BD4 4B
1700 3BD5 00
1710 3BD6 58        .BYTE 'XCVBNM',*$2C+$B0,0
1710 3BD7 43
1710 3BD8 56
1710 3BD9 42
1710 3BDA 4E
1710 3BDB 4D
1710 3BDC AC
1710 3BDD 00
1720 3BDE 51        .BYTE 'QAZ ',*$2F+$B0,$3B+$B0,'P'
1720 3BDF 41
1720 3BE0 5A
1720 3BE1 20
1720 3BE2 AF
1720 3BE3 BB
1720 3BE4 50
    
```

Just Released
Font DownLoader

Expand the capacity of your printer hundreds of times

Load custom fonts into your Apple® Matrix Printer, Prowriter™ 8510A, OKI® Microline 92, 93* and Epson® FX* and use them with virtually every word processor to turn your printer into a custom typesetter. After the fonts are loaded, they will stay in your printer until it's turned off. A font editor is also provided to allow you to create your own graphics, text, foreign language letters, math and electronics symbols to load into your printer. *Available in 30 days Disk Software only \$39.00



\$100 REWARD

Submit the best or most unique font using the above software and we will make you \$100 richer. Other prizes for the first 25 runners up.

Dealer and Distributor
Inquiries Invited
Designed by RAK-Ware
MICROWARE
1342 B Rt. 23, Butler, NJ 07405
201-838-9027

Listing 2

```

1 REM LISTING 2
5 REM SOURCE MODEM FOR VERSION 3.3 AND 32K
10 PA=0:PD=15336:SD=15337:JF=14997:GOSUB6000
12 POKE2888,0:POKE8722,0:POKE2972,13:POKE2976,13
13 GOSUB5000
15 POKEPD,PA:POKE133,71:POKE 132,255:PRINT
40 POKE8955,126:POKE8956,58:POKE63235,52:POKE64512,22
60 PRINT:PRINT:PRINT"MODEM READY"
65 IFPEEK(SD)=0GOTO70
66 DISK!"MEM F000,4800":DISK!"ID ,12"
70 X=USR(X)
85 PA=PEEK(PD):DISK!"ID 02,02":GOTO1000
1000 IF PEEK(SD)=0GOTO4800
2000 PA=PA+1:B$="TEMPORARY END OF FILE":PRINT
2020 INPUT"IS FILE COMPLETE";ZZ$
2030 IFLEFT$(ZZ$,1)="Y"GOTO2060
2040 PRINT#5:PRINT#5,B$:FE=99:GOTO2070
2060 PRINT#5:PRINT#5,"FILE END":FE=0
2070 ONPAGOTO2100,2200,2300,2400,2500,2600
2100 DISK!"SA 01,1=4800/8":DISK!"SA 02,1=5000/8"
2110 DISK!"SA 03,1=5800/8":DISK!"SA 04,1=6000/8"
2120 DISK!"SA 05,1=6800/8":DISK!"SA 06,1=7000/8"
2130 DISK!"SA 07,1=7800/8":GOTO2850
2200 DISK!"SA 08,1=4800/8":DISK!"SA 09,1=5000/8"
2210 DISK!"SA 10,1=5800/8":DISK!"SA 11,1=6000/8"
2220 DISK!"SA 12,1=6800/8":DISK!"SA 13,1=7000/8"
2230 DISK!"SA 14,1=7800/8":GOTO2850
2300 DISK!"SA 15,1=4800/8":DISK!"SA 16,1=5000/8"
2310 DISK!"SA 17,1=5800/8":DISK!"SA 18,1=6000/8"
2320 DISK!"SA 19,1=6800/8":DISK!"SA 20,1=7000/8"
2330 DISK!"SA 21,1=7800/8":GOTO2850
2400 DISK!"SA 22,1=4800/8":DISK!"SA 23,1=5000/8"
2410 DISK!"SA 24,1=5800/8":DISK!"SA 25,1=6000/8"
2420 DISK!"SA 26,1=6800/8":DISK!"SA 27,1=7000/8"
2430 DISK!"SA 28,1=7800/8":GOTO2850
2500 DISK!"SA 29,1=4800/8":DISK!"SA 30,1=5000/8"
2510 DISK!"SA 31,1=5800/8":DISK!"SA 32,1=6000/8"
2520 DISK!"SA 33,1=5800/8":DISK!"SA 34,1=7000/8"
2530 DISK!"SA 35,1=7800/8":GOTO 2850
2600 DISK!"SA 36,1=4800/8":DISK!"SA 37,1=5000/8"
2610 DISK!"SA 38,1=5800/8":DISK!"SA 39,1=6000/8"
2630 GOTO2850
2720 PRINT!(28):PRINT
2730 PRINT"*** WARNING - DISK IS FULL ***":PRINT
    
```

(Continued)

Listing 2 (Continued)

```

2740 INPUT"INSTALL BUFFER DISK TWO THEN TYPE <CR>";ZZ#
2850 IF PA=5ANDFE=99 GOTO2910
2860 PRINT:PRINT"PASS";PA;" COMPLETE":PRINT
2870 IF PA=6THENPA=0
2875 IFFE=0GOTO4810
2880 GOTO15
2910 PRINT
2920 PRINT"*** WARNING - NEXT BLOCK MUST END BEFORE
67":PRINT:PRINT
2930 INPUT"HIT <CR> TO CONTINUE";ZZ#
2940 GOTO15
4800 PRINT!(28):PRINT
4810 PRINT"SELECT":PRINT:PRINT" 1 > RETURN TO
MODEM":PRINT
4820 PRINT" 2 > QUIT":PRINT:PRINT" 3 > RUN
QUICK":PRINT
4825 PRINT" 4 > CHANGE MEMORY SAVE":PRINT
4830 INPUTQQ:IFQQ<1ORQQ>4GOTO4800
4850 ONQQGOTO15,8000,4870,7000
4870 PRINT:INPUT"INSERT MODEM DISK THEN HIT <CR>";ZZ#
:RUN"QUICK"
5000 PRINT
5010 PRINT:INPUT"DO YOU WANT TO SAVE TO DISK ";QQ#
5020 PRINT:IFLEFT$(QQ#,1)<>"Y"GOTO5050
5030 POKESD,99:POKEJF,32:POKEJF+1,180:POKEJF+2,58
5035 PRINT!(28):PRINT
5040 INPUT"INSERT BUFFER DISK THEN HIT <CR>";ZZ#
5045 RETURN
5050 POKESD,0:POKEJF,234:POKEJF+1,234:POKEJF+2,234
5060 RETURN
6000 PRINT!(28):PRINT
6020 INPUT"IS OUTPUT SWITCH IN MODEM POSITION";QZ#
6030 IFLEFT$(QZ#,1)<>"Y"GOTO6020
6040 RETURN
7000 GOSUB5000
7010 GOTO15
8000 POKE63235,0:POKE64512,17
8020 X=PEEK(8960):POKE133,X:END

```

Listing 3

```

5 REM LISTING 3
10 REM QUICK OUTPUT
15 POKE133,127:POKE132,255
20 POKE2888,0:POKE8722,0:POKE2972,13:POKE2976,13
25 POKE63235,0:POKE64512,17
30 PRINT!(28):PRINT:PRINT"QUICK OUPUT PROGRAM":PRINT
40 PRINT:INPUT"WHAT IS THE FIRST TRACK TO BE OUTPUT ";FT
50 PRINT:INPUT"WHAT IS THE LAST TRACK TO BE OUTPUT ";LT
60 PRINT:PRINT"SELECT THE OUTPUT OPTION ":PRINT
70 PRINT" 1 > PRINTER ONLY":PRINT
80 PRINT" 2 > CRT ONLY":PRINT
90 PRINT" 3 > CRT AND PRINTER":PRINT
100 PRINT" 4 > QUIT":PRINT
105 PRINT:PRINT"*** NOTE > HIT <ESC> TO END PROGRAM EARLY":PRINT
110 INPUT"SELECTION";X
115 PRINT:INPUT"INSERT BUFFER DISK THEN HIT <CR>";ZZ#
120 IFX<1ORX>4GOTO60
130 IFX=4GOTO2000
140 IFX>2GOTO200
150 IFX=2GOTO180

```

Listing 3 (Continued)

```

160 DISK!"IO ,01":GOTO500
180 DISK!"IO ,02":GOTO500
200 DISK!"IO ,03"
500 FORTT=FTTOLT:GOSUB800
510 DISK!"CA 3A7E="+TS*+",1"
511 REM FOR VERSION 3.2 CHANGE CALL ADDRESS IN 510
512 REM TO 327E
520 FORAD=0T02047:CH=PEEK(14974+AD):CH=CHAND127:IFCH<10THENCH=20
521 REM FOR VERSION 3.2 CHANGE PEEK LOCATION IN 520
522 REM TO 12926+AD
530 GOSUB900
540 PRINTCHR*(CH);
550 NEXTAD
560 PRINT#2:PRINT#2,"*****"
570 PRINT#2:PRINT#2,"TRACK ";TS*;" COMPLETE":PRINT#2
580 PRINT#2,"*****":PRINT#2
590 NEXTTT
595 GOTO2000
800 T#="STR*(TT):IFTT>96T0820
810 T#="0"+RIGHT$(STR*(TT),1)
820 TS=RIGHT$(T#,2):RETURN
900 CL=PEEK(57100)
910 IFCL=33ORCL=32GOTO3000
920 RETURN
2000 POKE2888,27:POKE8722,27:POKE2972,58:POKE2976,44
2010 DISK!"IO ,02":END
3000 OP=PEEK(8994):DISK!"IO ,02":PRINT:PRINT"SELECT ":PRINT
3010 PRINT" 1 > NEXT TRACK":PRINT
3020 PRINT" 2 > RESTART":PRINT
3030 PRINT" 3 > QUIT":PRINT
3040 INPUT"SELECTION ";XX
3050 IFXX<1ORXX>3GOTO3000
3060 ONXGOTO3070,30,2000
3070 POKE8994,OP:AD=2047:RETURN

```

Listing 4

```

5 REM LISTING 4
10 REM MODEM MACHINE CODE GENERATOR
20 FORX=14974T015332
30 READC:POKEX,C:NEXTX
40 DISK!"PU MODMMC"
50 END
100 DATA32,68,38,173,0,252,74,144,14,173
110 DATA1,252,41,127,201,34,208,2,169,39
120 DATA32,67,35,32,180,58,32,242,58,240
130 DATA228,201,2,240,15,72,173,0,252,74
140 DATA74,144,249,104,141,1,252,76,129,58
150 DATA76,68,38,234,173,146,35,205,179,58
160 DATA240,30,141,179,58,74,74,74,32
170 DATA219,58,141,254,209,173,179,58,32,219
180 DATA58,141,255,209,169,32,141,190,209,141
190 DATA191,209,96,41,15,201,10,24,48,2
200 DATA105,7,105,48,96,32,161,59,41,7
210 DATA208,110,160,32,208,106,138,72,152,72
220 DATA32,161,59,41,32,240,24,169,27,208
230 DATA120,141,21,2,169,2,141,22,2,160
240 DATA5,162,200,202,208,253,136,208,248,240
250 DATA225,162,1,138,10,170,208,5,141,21
260 DATA2,240,98,32,163,59,240,241,32,154
270 DATA59,140,20,2,138,32,154,59,152,10
280 DATA10,10,109,20,2,168,185,174,59,160
290 DATA5,217,192,59,240,31,136,208,248,141

```

(Continued on next page)

ATTENTION PROGRAMMERS!

At last! Microscreens, a screen generator package lets you produce clear, uncluttered, professional quality monitor screen formats . . . for only \$119.00. Just a few lines of code in your BASIC is all it takes. Develop selection menus, data-entry, inquiry display and more . . . quickly and easily . . . because Microscreens:

- provides configuration routines for monitor control characters. Permits use on any monitor.
- provides a "DRAW" program. Enables programmer to create any screen format on a blank screen.
- provides protected, unprotected and variable use fields.
- provides editing of input to data-entry screens and full data validity checking.
- provides highlighting and reverse video features usage (when available on your monitor).
- lets you position the cursor at the beginning of any data input field.
- provides six different escape codes for help, emergency stop or any other abnormal complication of input.
- can be INCLUDE'd in CP/M® BASIC compiled programs or MERGE'd with the MICROSOFT® BASIC Interpreter for Apple II with Softcard®.
- 3 K memory for screen handling routines: frequently less than your own code for monitor input/output.
- is a maximum flexibility screen generator. Reduces your programming time as much as 40%.

ORDER NOW. \$119.00

Please send my Microscreens program so I can begin to get quick and easy professional quality monitor screens. Only \$119.00.

Name _____

Address _____

City, State, Zip _____

Phone _____

MC/VISA _____ Exp. date _____

Circle one

CBASIC Compiler

MBASIC Compiler

CB80 Compiler

MBASIC Interpreter

Basic-80 Compiler

Apple CP/M

©Apple II™ of Apple Computer, Inc., Microsoft, MBASIC™ of Microsoft, Inc., CP/M™ of Digital Research, Inc.



PMI, Incorporated
P.O. Box 87
Buckfield, ME 04220
(207) 336-2500

DEALER INQUIRIES INVITED

Listing 4 (Continued)

```

300 DATA20,2,170,16,156,160,128,32,161,59
310 DATA41,6,240,8,160,144,224,176,48,2
320 DATA160,112,24,152,109,20,2,168,32,161
330 DATA59,170,41,128,240,5,24,152,105,16
340 DATA168,138,41,64,240,4,152,41,31,168
350 DATA152,205,21,2,208,131,206,22,2,208
360 DATA134,162,150,205,19,2,208,2,162,20
370 DATA142,22,2,141,19,2,104,168,104,170
380 DATA173,21,2,96,160,255,200,10,144,252
390 DATA96,169,1,234,234,141,0,223,173,0
400 DATA223,234,234,96,177,178,179,180,181,182
410 DATA183,0,184,185,48,186,173,127,0,0
420 DATA174,76,79,10,13,32,48,127,87,69
430 DATA82,84,89,85,73,0,83,68,70,71
440 DATA72,74,75,0,88,67,86,66,78,77
450 DATA172,0,81,65,90,32,175,187,80
    
```

Listing 5

```

5 REM LISTING
10 REM MACHINE CODE CHANGES FOR VERSION 3.2
20 FORX=12926TD13284
120 DATA32,67,35,32,180,50,32,242,50,240
140 DATA74,144,249,104,141,1,252,76,129,50
150 DATA76,68,38,234,173,146,35,205,179,50
160 DATA240,30,141,179,50,74,74,74,32
170 DATA219,50,141,254,209,173,179,50,32,219
180 DATA50,141,255,209,169,32,141,190,209,141
200 DATA105,7,105,48,96,32,161,51,41,7
220 DATA32,161,51,41,32,240,24,169,27,208
260 DATA2,240,98,32,163,51,240,241,32,154
270 DATA51,140,20,2,138,32,154,51,152,10
280 DATA10,10,109,20,2,168,185,174,51,160
290 DATA5,217,192,51,240,31,136,208,248,141
300 DATA20,2,170,16,156,160,128,32,161,51
330 DATA51,170,41,128,240,5,24,152,105,16
    
```

Listing 6

```

1 REM LISTING
5 REM SOURCE MODEM FOR VERSION 3.2 WITH 24K
10 PA=0:PD=13288:SD=13289:JF=112949:GOSUB6000
12 POKE2888,0:POKE8722,0:POKE2972,13:POKE2976,13
13 GOSUB5000
15 POKEPD,PA:POKEI33,63:POKE 132,255:PRINT
40 POKE8955,126:POKE8956,50:POKE63235,52:POKE64512,22
60 PRINT:PRINT:PRINT"MODEM READY"
65 IFPEEK(SD)=0GOTO70
66 DISK!"MEM F000,4000":DISK!"IO ,12"
70 X=USR(X)
85 PA=PEEK(PD):DISK!"IO 02,02":GOTO1000

1000 IF PEEK(SD)=0GOTO4800
2000 PA=PA+1:B$="TEMPORARY END OF FILE":PRINT
2020 INPUT"IS FILE COMPLETE":ZZ$
2030 IFLEFT$(ZZ$,1)="Y"GOTO2060
2040 PRINT#5:PRINT#5,B$:FE=99:GOTO2070
2060 PRINT#5:PRINT#5,"FILE END":FE=0
2070 ONFAGOTO2100,2200,2300,2400,2500,2600,2700,2800,2900,3000
2100 DISK!"SA 01,1=4000/8":DISK!"SA 02,1=4800/8"
2110 DISK!"SA 03,1=5000/8":DISK!"SA 04,1=5800/8"
2120 GOTO3850
2200 DISK!"SA 05,1=4000/8":DISK!"SA 06,1=4800/8"
2210 DISK!"SA 07,1=5000/8":DISK!"SA 08,1=5800/8"
2220 GOTO3850
2300 DISK!"SA 09,1=4000/8":DISK!"SA 10,1=4800/8"
2310 DISK!"SA 11,1=5000/8":DISK!"SA 12,1=5800/8"
2320 GOTO3850
2400 DISK!"SA 13,1=4000/8":DISK!"SA 14,1=4800/8"
2410 DISK!"SA 15,1=5000/8":DISK!"SA 16,1=5800/8"
2420 GOTO3850
2500 DISK!"SA 17,1=4000/8":DISK!"SA 18,1=4800/8"
2510 DISK!"SA 19,1=5000/8":DISK!"SA 20,1=5800/8"
2520 GOTO3850
2600 DISK!"SA 21,1=4000/8":DISK!"SA 22,1=4800/8"
2610 DISK!"SA 23,1=5000/8":DISK!"SA 24,1=5800/8"
2620 GOTO3850
2700 DISK!"SA 25,1=4000/8":DISK!"SA 26,1=4800/8"
2710 DISK!"SA 27,1=5000/8":DISK!"SA 28,1=5800/8"
2720 GOTO3850
2800 DISK!"SA 29,1=4000/8":DISK!"SA 30,1=4800/8"
2810 DISK!"SA 31,1=5000/8":DISK!"SA 32,1=5800/8"
2820 GOTO3850
    
```

```

2875 IFFE=0GTO4810
2900 DISK!"SA 33,1=4000/8":DISK!"SA 34,1=4800/8"
2910 DISK!"SA 35,1=5000/8":DISK!"SA 36,1=5800/8"
2920 GOTO3850
3000 DISK!"SA 37,1=4000/8":DISK!"SA 38,1=4800/8"
3010 DISK!"SA 39,1=5000/8"
3020 GOTO3850
3720 PRINT:PRINT
3730 PRINT"*** WARNING - DISK IS FULL ***":PRINT
3740 INPUT"INSTALL BUFFER DISK TWO THEN TYPE <CR>":ZZ$
3850 IF PA=10ANDFE=99 GOTO3910
3860 PRINT:PRINT"PASS":PA;" COMPLETE":PRINT
3870 IF PA=11THENPA=0
3880 GOTO15
3910 PRINT
3920 PRINT"*** WARNING - NEXT BLOCK MUST END BEFORE 57":PRINT:PRINT
3930 INPUT"HIT <CR> TO CONTINUE":ZZ$
3940 GOTO15
4800 PRINT:PRINT
4810 PRINT"SELECT":PRINT:PRINT" 1 > RETURN TO MODEM":PRINT
4820 PRINT" 2 > QUIT":PRINT:PRINT" 3 > RUN QUICK":PRINT
4825 PRINT" 4 > CHANGE MEMORY SAVE":PRINT
4830 INPUT00:IF00<1000>4GOTO4800
4850 ONGGOTO15,6000,4870,7000
4870 PRINT:INPUT"INSERT MODEM DISK THEN HIT <CR>":ZZ$:RUN"QUICK"
5000 PRINT
5010 PRINT:INPUT"DO YOU WANT TO SAVE TO DISK ":00$
5020 PRINT:IFLEFT$(00$,1)<>"Y"GOTO5050
5030 POKESD,99:POKEJF,32:POKEJF+1,180:POKEJF+2,50
5035 PRINT:PRINT
5040 INPUT"INSERT BUFFER DISK THEN HIT <CR>":ZZ$
5045 RETURN
5050 POKESD,0:POKEJF,234:POKEJF+1,234:POKEJF+2,234
5060 RETURN
6000 PRINT:PRINT
6020 INPUT"IS OUTPUT SWITCH IN MODEM POSITION":QZ$
6030 IFLEFT$(QZ$,1)<>"Y"GOTO6020
6040 RETURN
7000 GOSUB5000
7010 GOTO15
8000 POKE63235,0:POKE64512,17
8020 X=PEEK(8960):POKEI33,X:END
    
```

MICRO

IS THERE LIFE AFTER BASIC ?
 YES ! WITH...
 COLORFORTH™


MOVE UP FROM BASIC! Forth is a new, high level language available now for the TRS-80® Color Computer. COLORFORTH, a version of fig FORTH, has an execution time as much as 10 to 20 times faster than Basic, and can be programmed faster than Basic. COLORFORTH is highly modular which make testing and debugging much simpler. COLORFORTH has been specially customized for the color computer and requires only 16K. It does not require Extended Basic. When you purchase COLORFORTH, you receive both cassette and RS/DISK versions, the standard fig EDITOR and an extensive instruction manual. Both versions and 75 page manual \$49.95

Add \$2.00 shipping

Texas residents add 5 percent

DEALER AND AUTHOR INQUIRIES INVITED

ARMADILLO INT'L SOFTWARE
 P. O. Box 7661
 Austin, Texas 78712



Phone (512) 459-7325

COMPU \$ENSE!

CS1 **QUICK BROWN FOX** \$55.00
The Word Processor of this decade! For the VIC-20 and C-64.

COMMODORE 64[®]
\$310⁰⁰

Plus you receive a free QBF
Word Processor valued at
\$55.00

Write for
FREE
Catalog!

VIC-20[®]
\$75⁰⁰

When you buy our 6 Game
Pac or 6 Finance Pack **\$43.00**

| C-64 Software | | VIC-1210 VIC 3K Memory Expander Cart. | | VIC-1213 VICMON Machine Language Monitor | |
|---|----------------------------|---|--------|--|--------------------------|
| Pet Emulator | \$27.95 | 34.95 | | \$48.99 | |
| Editor Pac | 67.00 | Plugs directly into the VIC's expansion port. Expands to 8K RAM total. | | Helps machine code programmers write fast, efficient 6502 assembly language programs. Includes one line assembler/disassembler | |
| File Pac | 32.36 | VIC-1110 VIC 8K Memory Expander Cart. | 52.50 | VIC-20 Software | |
| Account Pac | 57.00 | 8K RAM expansion cartridge plugs directly into the VIC-20. | | for Business & Home Applications | |
| Farm Management I (Agricultural Software) | 47.25 | CM102 24K Memory Expander Cart. | 119.95 | 6502 Professional Development System \$25.00 | |
| Home Budget | 29.95 | VIC-1011A RS232C Terminal Interface | 39.95 | Vic Forth (Advance Computer Language) | 49.95 |
| Stock Investments | 76.95 | Provides interface between the VIC-20 and RS232C telecommunications modems. Connects to VIC's user port. | | Hess Mon (Machine Language Monitor) | 34.95 |
| Calc Result | 140.00 | PETSPEED — Basic Compiler for Commodore 140.00 | | Hess Writer (Word Processor) | 34.95 |
| 6502 Professional Development System | 27.95 | Vic Rabbit Cartridge 35.00 | | Turtle Graphics | 34.95 |
| Mail List | 34.95 | CBM 64 Rabbit 35.00 | | Total Label 2.1 | Tape 17.95 |
| Vic Easy Lesson & Easy Quiz | 35.97 | Star G-10 Printer 299.00 | | Total Time Manager 2.1 | Disk 22.00 |
| Loan Calculator | 15.95 | Mura Modem 120.00 | | Research Assistant 2.0 | Tape 28.00 |
| Data Files | 14.95 | Smith Corona TP-1 Printer 650.00 | | Total Text 2.5 | Disk 32.00 |
| Research Assistant 2.0 | 28.00 | | | Encoder | 34.95 |
| Total Label 2.6 (Mailing Labels) | Tape 19.95 Disk 22.00 | | | Acct. Payable & Receivable | Tape 29.00 Disk 35.00 |
| Total Time Manager 2.6 | 37.00 | | | VIC-20 Games | |
| Total Text (Word Processor) 2.6 | 40.00 | | | Exterminator Plus (Excellent) \$17.95 | |
| C-64 Games | | CARDCO HARDWARE | | Anti Matter Splatter (Disaster) 17.95 | |
| Flight 64 (Flight Simulator) | Tape \$13.95 Disk 15.95 | CARDBOARD 6 \$87.50 | | Rescue From Nufon (Great) 12.95 | |
| Gunslinger | 13.95 | An expansion interface for the VIC-20. Allows expansion to 40K or accepts up to six games. May be daisy-chained for more versatility. | | Tank Wars (War Game) 15.95 | |
| Spellathon | 16.95 | CARDBOARD 3 \$35.95 | | Simon (Great for kids) 13.45 | |
| Motor Mania | 25.95 | Economy expansion interface for the VIC-20 | | Dam Bomber (Avoid the enemy) 13.45 | |
| Renaissance | 25.95 | CARD "2" CARD/PRINT \$76.00 | | Breakout 7.95 | |
| Vic Clowns | 25.00 | Universal Centronics Parallel Printer Interface for the VIC-20 or CBM-64. Use an Epson MX-80 or OKIDATA or TANDY or just about any other | | Snack Man (Pac Man) 14.95 | |
| Radar Rat Race | 25.00 | CARDETTE \$30.95 | | Defender on Tri 17.95 | |
| Jupiter Lander | 20.00 | Use any standard cassette player/recorder with your VIC-20 or CBM-64. | | Amok Cart. 23.95 Cassette 19.94 | |
| Temple of Apshai | 37.00 | LIGHT PEN \$29.95 | | Starfighter 17.95 | |
| Upper Reaches of Apshai | 16.95 | A light pen with six good programs to use with your VIC-20 or CBM-64 | | Torg 15.95 | |
| Curse of Ra | 20.00 | 16K Memory Expander \$50.50 | | Gridrunner 34.95 | |
| Sword of Fargoal | 19.95 | All CARDCO Products have a lifetime warranty. | | Invasion Orion 20.95 | |
| Jump Man | 26.95 | | | 8K Backgammon 19.95 | |
| VIC-20 & C-64 Hardware | | COMMODORE SOFTWARE | | TO ORDER: | |
| VIC-1541 Disk Drive | 299.00 | VIC-1211A VIC-20 Super Expander \$55.00 | | P.O. BOX 768 | |
| VIC-1530 Datasette | 67.50 | Everything Commodore could pack into one cartridge — 3K RAM memory expansion, high resolution graphics plotting, color, paint and sound commands. Graphic, text, multicolor and music modes. 1024x1024 dot screen plotting. All commands may be typed as new BASIC commands or accessed by hitting one of the VIC's special function keys includes tutorial instruction book. Excellent for all programming levels. | | WICHITA, KS 67201 | |
| VIC-1515 Printer | 334.95 | VIC-1212 Programmer's Aid Cartridge \$45.99 | | (316) 263-1095 | |
| VIC-1010 Expansion Module | 139.95 | More than 20 new BASIC commands help new and experienced programmers remember, trace and edit BASIC programs. Trace any program line-by-line as it executes, pause to edit. Special KEY command lets programmers redefine function keys as BASIC commands, subroutines or new commands. | |  | |
| VIC-1311 Joystick | 9.95 | | |  | |
| VIC-1010 Expansion Module | 139.95 | | |  | |
| VIC-1311 Joystick | 9.95 | | | Handling charges \$3.00 | |
| VIC-1312 Wico Joystick | 28.00 | | | C.O.D. (Add \$2.00) | |
| VIC-1312 Game Paddles | 19.95 | | | Personal checks allow 3 week delivery | |
| VIC-1312 Telephone Modem Terminal | 99.95 | | | VIC-20 [®] is a registered trademark of Commodore | |
| Emulator (64) | Tape 9.95 Disk 15.95 | | | Prices subject to change | |
| 40x25 Terminal Emulator VIC | 40.95 | | | | |

A Product Catalog for Commodore, Color Computer, and Texas Instruments

Last month we provided descriptions, comparisons, and pictures of the most popular low-cost computers. This month and next month we will offer a catalog of peripherals and software available for these machines. Please note that this list is not meant to be comprehensive.

Commodore

V = VIC P = PET 64 = C64

Hardware

EPROM Programmers

- V, Promqueen, Arbutus, \$99.00
- V, EPROM Programmer, MWS, \$79.95
- P, Branding Iron, Eastern House, \$75

Video Boards

- P, 40/80-column Board, Execom
- V, 40/80 Video Cartridge, Quantum, \$159.95
- V, 40/80 Video Cartridge w/ 16K, Quantum, \$259.95
- V, Video Pak, Data 20, \$299.95
- 64, Video Pak 80, Data 20, \$179.95
- 64, Z-80 Video Pak, Data 20, \$299.95
- P, Color Chart, CGRS/Microtech, \$139.95
- P, Visible Memory, MTU, \$495.00

Light Pens

- V, 64, Cardriter-1, Cardco, \$39.95
- V, 64, Edumate Light Pen, Prog. Inst., \$29.95

Alternate Processors

- P, Z-RAM, Comp. Mark., ?
- 64, Z-80 Video Pak, Data 20, \$299.95

Multi-user Systems

- P, Superbus 4.0, Cyberia
- P, Arbiter 1.4, Batt. Incl., \$150.00
- P, MUPET, CMD, \$550.00
- P, MUPET II, CMD, \$995.00
- P, Diskshare, Questar, \$749.00
- V, 64, Interpod, Comp. Workshops, \$200.00

Other

- V, 64, Auto Clock, Micro World, \$129.95
- 64, Ten Key Pad, Qual. Comp., \$69.95

Cassette Interfaces

- V, 64, P, Univ. Tape Interface & Dupl., MicroWare, \$49.50
- V, 64, P, UCA-20 Cassette Cable, World Elec., \$19.95
- V, 64, P, VIAC, Integ. Controls, \$24.95
- V, 64, P, Rabbit (high-speed), Eastern House, \$39.95
- V, 64, CB-2 Tape backup, Dig. Interf. Sys., \$89.95
- V, 64, Cardette 1, Cardco, \$39.95
- P, ARROW, DataCap, \$60.00

Parallel Printer Interfaces

- V, 64, Tymac Parallel Cable, MicroWare, \$19.95
- V, 64, Parallel Printer Driver Cartr., MicroWare, \$29.95
- V, 64, Tymac Connection, MicroWare, \$119.95
- V, 64, Smart ASCII, Midwest, \$59.95
- V, 64, Card?, Cardco, \$79.95
- V, 64, UPA-20 cable, World Elec., \$19.95
- V, 64, MW-302 interface, Micro World, \$119.95
- P, 36-pin parallel interface, CMC, \$129.00
- P, 40-pin parallel interface, CMC, \$129.00
- P, Epson MX-70 interface, CMC, \$129.00
- P, PIE-C, LemData, \$119.95

Serial Interfaces


- V, 64, Serial printer interface, Data 20, \$69.95
- P, Portmaker, CGRS/Microtech, \$69.95
- P, RS-232 serial adaptor, CMC, \$149.00

IEEE and Multiple Interfaces

- V, V-Link (avail. with RAM), Richvale, \$149.00
- 64, C64-Link, Comp. Mark., \$169.00
- V, VIE, Micro-Systems, \$99.95
- 64, CIE, Micro-Systems, \$99.95
- P, SADI communications adaptor, CMC, \$295.00

RAM Expansions and Expander Boards

- V, Expand-O-RAM, MicroWare, \$119.00
- V, 16K RAM/ROM board, World Elec., \$24.95 up
- V, 4-slot expander board, BAZ, \$44.00
- 64, 7-slot expander board, BAZ, \$69.00
- V, 8K, Century Micro, \$47.70
- V, 16K, Century Micro, \$69.90
- V, Cardboard-3, Cardco, \$39.95
- V, Cardboard-6, Cardco, \$99.95
- V, 24K Golden RAM Expansion Chassis, Voice World, \$149.24
- V, DataSpan (5-slot expansion), Dig. Interf. Sys., \$84.95
- V, 16K, Data 20, \$79.95



V, 4-slot chassis, Data 20, \$49.95
V,64, Soft-Aware Box, Soft-Aware,
\$149.00

Speech Synthesizers

V, Voice Synthesizer, Protecto,
\$79.00

Printers (specially for VIC)

V, Alphacom VP42 Printer Set,
Alphacom, \$209.95

Disk Drive

P, PEDISK (IBM compatible),
CGRS/Microtech, \$595.00 up

Software

Terminal Software and Hardware
P, The Communicator, Amplify,
\$200.00

V,64, SuperTerm, Midwest, \$99.95
V, Terminal-40, Midwest, \$29.95
64, '64 Terminal, Midwest, \$29.95
V,64, 300 baud Modem/Term.
Emulator, BAZ, \$89.00

P,64, Standard Term. Comm.
Package, Eastern House, \$129.95

P, Compack, CGRS/Microtech,
\$129.95

Languages

64, C64-FORTH, Performance,
\$99.95

P, FORTH for PET, AB Computers,
\$50.00

V, VIC FORTH, HES, \$59.95

P, fullFORTH, CGRS/Microtech,
\$75.00

P,64, KMMM Pascal, Wilserv,
\$85.00

V,64, Tiny FORTH, Abacus, \$19.95

V, Tiny Pilot, Abacus, \$17.95

P, Tiny Pascal Plus, Abacus, \$39.95

P,64, COMAL, Instrutek, \$495.00

Development Software

Monitors

64, 64MON, Commodore, \$45.00

V, VICMON, Commodore, \$45.00

64,V, HESMON, HES, \$39.95

Assembler Packages

P,64, MAE, Eastern House, \$99.95

P, EARL for PET, AB Computers,
\$65.00

V,64, Assembly/Devel. Syst & Book,
Abacus, \$29.95

P,64, PAL, Pro-Line, \$99.95

Sprite Editors (64 only)

Spryte Byter, FoxSoft, \$34.95

Sprite Shaper/regular, Quality,
\$19.95

Sprite Shaper/deluxe, Quality,
\$24.95

Spritewriter, Pixell, \$29.95

Sprite Designer, Academy, \$16.95

Sprite-Aid, Abacus, \$14.95

Spritemaster, Access, \$34.95

Graphics

64, Screen-Graphics-64, Abacus,
\$24.95

V, Game Prog. Dev. System, French
Silk, \$49.95

V, SuperExpander Cartridge, Com-
modore, \$70.00

P, PICCHIP, Skyles, \$75.00

P, Supergraphics, AB Computers,
\$40.00

P, VIGIL, Abacus, \$35.00

V, HESPLOT, HES, \$17.95

Sound Editors & Composers

64, Sound Shaper/regular, Quality,
\$9.95

64, Sound Shaper/deluxe, Quality,
\$14.95

64, The Staff, Prof.Micro.Serv.,
\$22.95

V, The Staff, Prof.Micro.Serv.,
\$17.95

64, Synthy-64, Abacus, \$29.95

Programming Utilities

P, POWER, Professional, \$89.00

64, POWER64, Pro-Line, \$99.95

V,64, VicTree, Skyles, \$89.95

64, PTD-6510 Debugger, Ptero-
dactyl, \$65.10

64, DisKit 64, Pterodactyl, \$75.00

P, SYSRES, Solidus, \$75.00

P, SM-KIT, AB Computers, \$40.00

P, Programmer's Toolkit PAICS,
\$40.00

P, Subsort, AB,Eastern House,
\$35.00

P,64, The Tool, CMD, \$65.00

P,64, Master, CMD, \$65.00

BASIC Compilers

64,P, PETSPEED, Small Syst. Eng.,
\$150.00

P, Integer BASIC Compiler, Small
Syst. Eng., \$150.00

P, Tiny BASIC Compiler, Abacus,
\$19.95

P, DTL BASIC Compiler, CMD,
\$350.00

Word Processors

V, Word Wizard, MicroWare, \$34.95

64, Script 64, Comp. Mark., \$99.95

64, Quick Brown Fox, Quick Brn.
Fox, \$65.00

V, Wordwiz, World Elec., \$14.95

64,V, The Editor, Powerbyte, \$34.95

V, TOTL Text 2.0, TOTL, \$25.00

V, TOTL Text 2.5, TOTL, \$35.00

64, TOTL Text 2.6, TOTL, \$40.00

64, Busiwriter 64, Skyles, \$99.00

P, Superscript, Precision

P,64, Paper Clip, Batt. Incl., \$125.00

P{80}, WordPro 4, Professional

P{40}, WordPro 3, Professional

64, WordPro 3/64, Professional, \$89.95

V, Un-word Processor, Midwest,
\$19.95

V, VIC-Nic, Type Thrift, \$19.50

V, Rapidwriter, HD Mfg., \$39.95

P{80}, Wordcraft Ultra, Comp. Mark.

8096, Silicon Office, Comp. Mark.

P, Copywriter, IDPC, \$159.00

V, Wordcraft 20, United Microware

64, EasyWriter, Commodore

P,V,64, PaperMate, AB, \$40.00

Spelling/Dictionary Programs

P,64, Spellmaster, Spellmaster, \$89.00

P{80}, SpellPro, Pro-Line, \$179.95

Mailing List

V,64, Mailing List, Micro Spec, \$99.95

V, Mailing List, World Elec., \$14.95

64, The Mailer, Susie, \$38.00

V,64, TOTL Label, TOTL, \$20.00

Spreadsheets

64, Calc Result, Comp. Mark.

V, BusiCalc, Skyles, \$49.00

64, BusiCalc, Skyles, \$69.00

P{40}, BusiCalc, Skyles, \$79.00

P{80}, BusiCalc, Skyles, \$89.00

V, PractiCalc, Comp. Softw., \$39.95

P, VisiCalc, VisiCorp

V, VI-Calc, United Microw.

P, Versacalc (VisiCalc add-on),
Anthro-Digital, \$125.00

Data Base Managers

P, Jinsam, Jini Micro, \$150.00 up

P, FlexFile, AB, \$110.00

V, VI-Data, United Microw.

64, C64 File, RAK, \$9.95

P, The Manager, CMD, \$250.00

V,64, Data Base Manager, Micro Spec

64, The Manager, Commodore, \$49.95

8096, Silicon Office, Comp. Mark.,
\$999.00

P{80}, ASERT, CFI, \$450.00

P, InfoPro, Professional

P, KRAM, Comp. Factory, \$100.00

P{80}, The Wiz, Tamarack, \$495.00

Commodore Addresses

AB Computers
252 Bethlehem Pike
Colmar, PA
18915

Abacus Software
P.O. Box 7211
Grand Rapids, MI
49510

Academy Software
P.O. Box 9403
San Raphael, CA
94912

Access Software Inc.
925 East 900 South St.
Salt Lake City, UT
84105

Alphacom
2323 South Bascom Av.
Campbell, CA
95008

(Continued on next page)

Commodore Addresses
(continued)

Arbutus Total Soft, Inc.
4202 Meridian, Suite 214
Bellingham, WA
98226

Batteries Included
71 McCaul Street
Toronto, Ontario
Canada
M5T 2X1

BAZ Electronics
P.O. Box 4895
Federal Way, WA
98003

Cardco, Inc.
313 Mathewson
Wichita, KS
67214

Century Micro
7881 La Riera Drive St. 131
Sacramento, CA
95826

CFI Computer Solutions
875 West End Avenue
New York, NY
10025

CGRS/Microtech
P.O. Box 102
Langhorne, PA
19047

Canadian Micro Distributors
500 Steeles Avenue
Milton, Ontario
Canada
L9T 3P7

Connecticut microComputer, Inc.
Instrument Division
36 Del Mar Drive
Brookfield, CT
06804

Commodore Business Machines
1200 Wilson Drive
West Chester, PA
19380

Computer Factory
483 Lexington Avenue
New York, NY
10017

Computer Marketing Services,
300 W. Marlton Pike
Cherry Hill, NJ
08002

Computer Software Associates
Micro Software International
50 Teed Drive
Randolph, MA
02368

Computer Workshops
465 Kings Street E., Unit #9
Toronto
Canada
M5A 1L6

Cyberia, Inc.
2330 Lincoln Way
Ames, IA
50010

Data 20 Corporation
23011 Moulton Parkway Ste. B10
Laguna Hills, CA
92653

DataCap
73 rue du Village
4545 Feneur
Belgium 62558

Digital Interface Systems
Rainbow Computer Corp.
490 Lancaster Av.
Frazer, PA
19355

Eastern House
3239 Linda Drive
Winston-Salem, NC
27106

Execom Corporation
1901 Polaris Avenue
Racine, WI
53404

FoxSoft
P.O. Box 507
Deer Park, TX
77536

Human Engineered Software
71 Park Lane
Brisbane, CA
94005

Instrutek
Christiansholmsgade
DK-8700 Horsens
Denmark

Integrated Controls
1240-L Logan Av.
Costa Mesa, CA
92626

Jini Micro Systems
P.O. Box 274
Riverdale, NY
10463

LemData Products
P.O. Box 1080
Columbia, MD
21044

Micro Spec
2905 Ports O'Call Court
Plano, TX
75075


Micro-Systems
11105 Shady Trail 103
Dallas, TX
75229

MicroWare Distributing Inc.
1342 B Route 23
Butler, NJ
07405

Micro World Electronix
3333 South Wadsworth Bd. C105
Lakewood, CO
80227

(continued on page 112)

Color Computer



Hardware and Software

Modem

Hayes Smart Modem II, Computer Plus, \$235.00

Hayes Smart Modem 1200, Computer Plus, \$565.00

Disk Drive

SS DD drive w/ Controller, Data-Comp, \$499.95

DS DD drive w/ Controller, Data-Comp, \$599.95

40 Track drive w/ Controller, Cer Comp, \$449.95

80 Track drive w/ Controller, Cer Comp, \$549.95

Hardware Cartridge

SP-1 Speech Synthesizer, Alford & Associates, \$179.95

TC-8C High Speed Tape interface, JPC Products Inc., \$129.95

Supports 2 tapes
Expansion Interface, General Automation, Parallel port w/buffered expansion bus, \$199.95

BT-1000 Expansion Interface, Basic Technology, \$270.00

Accessories

- Light pens, voice, graphics, etc.
LCA-47 Lower case adapter Micro
Technical Products, \$75.00
F-MATE(RS), Data-Comp, Conversion
for RS disk controller to FLEX,
\$79.95
Super-Pro Keyboard, Mark Data Prod-
ucts, \$69.95
Wico Control Joystick, The Program
Store, \$29.95
Wico Analog Joystick, The Program
Store, \$49.95
Wico Control Trackball, The Program
Store, \$69.96
Atari Joystick Interface, Micro-Div.,
\$19.95
Flatbed Plotter/Printer, Radio Shack,
\$995.00
Color Graphics Printer, Radio Shack,
\$249.95
Graphics Input Tablet, Radio Shack,
\$349.95
Digitizer, Radio Shack, \$449.00
Multi-Pen Plotter, Radio Shack,
\$1995.00

Custom printers and interfaces

- Parallel Printer Interface, Botek In-
struments, \$69.00

Operating System

- FLEX9, Data-Comp, includes editor &
assembler, \$150.00
FHL Color Flex, Frank Hogg
Laboratory, \$99.00
Star DOS, Star-Kits, \$49.95

M/L Debugger

- Super Sleuth Disassembler, Computer
Systems Consultants, \$99.00
Humbug, Star-Kits, TAPE or DISK
\$39.95 ROM \$69.95
TSC Debug Package, Frank Hogg
Laboratory, \$75.00

M/L Monitor

- Color Monitor, Computerware, TAPE,
\$24.95, DISK, \$29.95
Color Monitor, Tom Mix Software,
\$24.95
Bugout, Applied Microsystems, Inc.,
\$16.95


Editor

- ED, Frank Hogg Laboratory, \$50.00

Assembler

- JBUG Assembler/Debugger, JPC Prod-
ucts Co., EPROM, \$34.95
TAPE, \$29.95
ED/ASM, Frank Hogg Laboratory,
\$100.00
68000 Cross Assembler, Frank Hogg
Laboratory, \$250.00

(continued on page 102)



HELLO CENTRAL!

The single most important telecommunications program available today . . .

"The most satisfying feature of HELLO CENTRAL! is its user-friendliness. . . offers some features that have been longed for in a terminal program. . . HELLO CENTRAL! is a great terminal program. . . consider this one."

—SOFTALK (December, 1982)

"The manual is relatively easy to read. . . Most directions, choices, and commands are either easy to remember or are displayed on the screen. . . In my opinion, the best feature. . . is the text editor. It allows you to write, insert, delete, and copy blocks of text in a very efficient manner. . . can receive and store text files written in Integer. . . Applesoft® BASIC and in Binary Code. . ."

—DESKTOP COMPUTING (December, 1982)

Here are a few of the features standard with HELLO CENTRAL!

- 18,000 character buffer to store an unlimited number of lines, regardless of length
- No need for 80-column hardware, because internal wordwrap eliminates split words
- Auto dial/answer and take-a-message
- Accepts any ASCII file
- Upper and lower case input and output
- Multiple user-defined directories
- Powerful text editor lets you modify incoming and outgoing information
- Not copy-protected, allowing for easy back-up
- Completely menu-driven
- Program updates (when available) via modem

Ask for No. 26081 only \$99.00

Only HELLO CENTRAL! has all of these features for \$99.00! Call 800-428-3696 or 317-298-5566 and ask for Operator 402.

Available for Apple II® series computers, including the new IIe®.

Apple II, II-PLUS, IIe, and Applesoft are registered trademarks, of Apple Computer, Inc.



SAMS BOOKS & SOFTWARE

HOWARD W. SAMS & CO., INC.
4300 West 62nd Street P.O. Box 7092
Indianapolis, IN 46206

computer mail order

PRINTERS

EPSON
 MX80, MX60 FT, MX100 CALL
 RX80 CALL
 FX80, FX100 CALL

OKIDATA

82, 83, 84 CALL
 92, 93 CALL

STAR

Gemini 10X \$289.00
 Gemini 15 \$479.00
 Serial Board \$75.00

SMITH CORONA

TP-1 \$499.00
 TP-2 CALL
 Tractor Feed \$129.00

C.ITOH

Gorilla \$209.00
 Prowriter 8510P \$379.00
 Prowriter 1550P \$689.00
 Starwriter F10-40P \$1149.00
 Printmaster F10-55P \$1599.00
 Tractor Feed \$109.00

DAISYWRITER

2000 Letter Quality \$1149.00
 2500 "NEWS" CALL
 Tractor Feed \$109.00

DIABLO

620 \$949.00
 630 \$1769.00

IOS

Call for ALL Configurations on
 IDS PRISM PRINTERS

NEC

8023 \$399.00
 7710/7730 \$2149.00
 3510/3530 \$1549.00

CABLES & CONNECTIONS PRINTER CABLES

Atari to Parallel \$29.00
 Atari to Serial \$29.00
 Apple to Parallel \$69.00
 Apple to Parallel/Graphics \$99.00
 Apple to Serial \$69.00
 IBM to Parallel \$35.00
 IBM to Serial \$29.00
 Parallel to Parallel \$29.00
 Serial to Serial \$29.00
 Grepplap Plus \$129.00
 PKASO \$139.00
 Atari to Modem Cable \$29.00
 CBM 64 to IEEE Board \$79.00
 Apple 80 Column Card \$159.00

HEWLETT PACKARD



HP 41CV... \$209.00
 HP 75 \$749.00
 HP 41C \$146.00
 HP 10C \$52.00
 HP 11C \$69.00
 HP 12C \$92.00
 HP 15C \$92.00
 HP 16C \$92.00

For HP41/41Cv
 HPIL Module \$99.00
 HPIL Cassette or Printer \$359.00
 Card Reader \$144.00
 Extended Functions Module \$64.00
 Time Module \$64.00

EAGLE



EAGLE
 IIE-1 \$1369.00
 IIE-2 \$1649.00
 IIE-3 \$2399.00
 IIE-4 \$3199.00

PC-E \$1579.00
 PC-1 \$2399.00
 PC-2 \$2799.00
 PC-XL \$3599.00

1620 \$3599.00
 1630 \$5499.00
 1640 \$6499.00

MONITORS

AMDEK

300G \$149.00
 300A \$159.00
 310A \$169.00
 Color I \$279.00
 Color I plus \$299.00
 Color II \$399.00
 Color III \$349.00
 Color IV \$999.00

USI

P1, 9" G \$99.00
 P1, 12" G \$119.00
 P1, 12" A \$159.00
 P1, 4, 9" A \$139.00
 1400 Color \$299.00

ZENITH

ZVM 121 \$95.00
 ZT1 Terminal \$389.00

BMC

12" Green \$85.00
 9191 13" Color \$299.00

TAXAN

12 N Green \$129.00
 12 A Amber \$139.00

PANASONIC

TR 120 Hrs. Green \$159.00
 CT 160 Dual Mode Color \$299.00

NEC

J8 1260 \$119.00
 JB 1201 \$149.00
 JC 1212 \$299.00
 JC 12-202 \$299.00
 JC 1203 \$549.00

GORILLA

12" Green \$89.00

TIMEX SINCLAIR 1000

\$39⁹⁵



16K Memory \$44.95
 2040 Printer \$99.95
 Vu-Calc \$17.95
 Check Book Manager \$13.95
 Organizer \$14.95
 Budgeter \$13.95
 Stock Option \$14.95
 Loan & Mortgage Amortizer \$12.95
 Mindware Printer \$109.00

IBM

NEC3850 PRINTER... \$1799

PERCOM/TANDOM DRIVE

5 1/4" 320K Floppy \$279.00
 10 Meg Hard \$1495.00

AMDEK

310A Amber Monitor \$169.00
 DXV Plotter \$599.00
 Color II \$399.00

ABT

Combo Plus CALL
 Mega Plus CALL
 Mega Pack CALL
 I/O Plus CALL

PROFESSIONAL SOFTWARE

PC Plus Word Processing \$319.00

MICRO PRO

Word Star/Mail Merge \$319.00
 InfoStar \$299.00
 Spell Star \$159.00
 CallStar \$159.00

MICROSTUF

Crosstalk \$139.00

MICROSOFT

Multiplan \$199.00

ASHTON-TATE

D-Base II \$449.00

IUB

EasyWriter II \$209.00
 EasySpeller \$129.00
 EasyFiler \$129.00

CONTINENTAL SOFTWARE

1st Class Mail/Form Letter \$89.00
 The Home Accountant Plus \$109.00

SYNAPSE

File Manager \$119.00

PFS

| | | |
|--------|---------|---------|
| | APPLE | IBM |
| File | \$69.00 | \$99.00 |
| Report | \$89.00 | \$89.00 |
| Graph | \$89.00 | \$99.00 |
| Write | n/a | \$99.00 |

VISICORP


FOR APPLE, IBM & FRANKLIN
 Visindex \$189.00
 Visfile \$189.00
 Visplot \$159.00
 Visitarm \$69.00
 Visitrend/Plot \$229.00
 VisiSchedule \$229.00
 Desktop Plan \$189.00
 Visicalc (Apple, CBM, IBM) \$179.00
 Visicorp prices for IBM may vary slightly.

SHARP

**PC-1500
 POCKET COMPUTER
 \$169.
 PC1250... \$89.00**

CE-150 Printer, Plotter & Cassette
 Interface for 1500 \$172.00
 CE 125 Printer/Micro Cassette
 For 1250 \$129.00
 CE 152 Cassette Recorder \$62.00
 CE 155 8K Ram \$94.00
 CE 156 8K Ram Battery \$129.00

SANYO



MBC-555 \$795.00
 MBC-1000 \$1599.00
 MBC-160 Drive \$539.00
 PRS500 Letter Quality Printer \$699.00

MOEEMS HAYES

Smart \$219.00
 Smart 1200 (1200 Baud) \$519.00
 Chronograph \$199.00
 Micromodem 100 \$309.00
 Micromodem II \$279.00
 Micromodem II (with term) \$299.00
 Smart Com II \$99.00
 Smart 1200B \$469.00

NOVATION

J-Cat \$119.00
 Cat \$144.00
 D-Cat \$159.00
 103 Smart Cat \$189.00
 Apple Cat II \$279.00
 103 212 Smart Cat \$439.00
 212 Apple Cat II \$609.00
 Apple Cat II 212 Upgrade \$309.00

ANCHOR

Mark I (RS-232) \$79.00
 Mark II (Atari) \$79.00
 Mark III (T-199) \$109.00
 Mark IV (CBM-PET) \$125.00
 Mark V (Osborne) \$95.00
 Mark VI (IBM-PC) \$179.00
 Mark VII (Auto Ans Auto Dial) \$99.00
 Mark VIII (1200 Baud) \$289.00
 TRS-80 Color Computer \$99.00
 9 Volt Power Supply \$9.00

READY FORMS

1 1/2" x 2" Address Labels (Tract. Feed) \$9.95
 15" Report Paper (Tract. Feed) \$24.95
 8 1/2" Bink Whr Paper (Tract. Feed) \$16.95
 8 1/2" Bink Env (Tract. Feed) \$14.95

TeleVideo



TERMINALS

910 \$559.00
 912 \$689.00
 920 \$739.00
 925 \$719.00
 950 \$929.00
 970 CALL

COMPUTERS

800A \$1259.00
 802 \$2199.00
 803 \$1949.00
 802H \$4895.00
 806/20 \$4949.00
 818/40 \$8999.00
 1802 \$3399.00
 1603 CALL

FRANKLIN



Call for Price & Information on
 Franklin 1000, 1100, 1200 and
 other NEW Franklin Hardware &
 Software & Special System Pricing

MICRO-SCI

Apple & Franklin

A2 \$249.00
 A40 \$349.00
 A70 \$459.00
 C2 Controller \$79.00
 C47 Controller \$89.00

RANA

Elite I (Apple/Franklin) \$279.00
 Elite II (Apple/Franklin) CALL
 Elite III (Apple/Franklin) CALL
 1000 (Atari) CALL

MEMORY

MPC

Buddisk (128K Non Volatile) \$649.00

AXLON

Apple/Franklin 128K Ram \$299.00
 Apple/Franklin Ram Disk \$729.00

INFOCOM

Deadline (AP, IBM, AT, & C-64) \$35.00
 Star Cross \$29.00
 Zork I, II or III \$29.00

BRODERBUND

Apple Panic \$23.00
 David's Magic \$27.00
 Star Blazer \$25.00
 Arcade Machine \$34.00
 Choplifter \$27.00
 Serpentine \$27.00

SIRIUS

Bendits \$28.00
 Bear Run \$24.00
 Free Fall \$24.00
 Sneakers \$24.00
 Snake Byte \$24.00
 Fast Eddie (Atari) \$21.00
 Turmoil (Atari) \$21.00
 Deadly Duck (VIC) \$21.00

AMDEK DISK DRIVES

Amdisk I, 3" Mini Disk for
 Apple II & IIE \$229.00

FLOPPY DISKS

maxell

MD-1 (Box of 10) \$32.00
 MD-2 (Box of 10) \$44.00
 FD-1 (B) \$40.00
 FD-2 (B DD) \$50.00

ELEPHANT

5 1/4" SS SD \$18.95
 5 1/4" SS DD \$24.95
 5 1/4" DS DD \$29.95

VERBATUM

5 1/4" SS DD \$26.00
 5 1/4" DS DD \$36.00

HEAD

Disk Head Cleaner \$14.95

computer mail order west

800-648-3311


In NV call (702)588-5654, Dept. 815, P.O. Box 6689, Stateline, NV 894

No risk, no deposit on C.O.D. orders. Pre-paid orders receive free shipping within the UPS Continental United States with no waiting period for ce checks or money orders. Add 3% (minimum \$3.00) shipping and handling on all C.O.D. and credit card orders. Larger shipments may require add charges. NV and PA residents add sales tax. All items subject to availability and price change. NOTE: We stock manufacturer's and third party softw most all computers on the market. Call today for our new catalog.



computer mail order

commodore



CBM 8032

\$ 599⁰⁰



**EXECUTIVE 64
PORTABLE**

CBM 64

\$ 239⁰⁰

VIC 20

\$ 99⁰⁰

- 1520 Color Printer/Plotter \$169.00
- 1525 80 Column Printer \$219.00
- 1526 80 Col. Printer \$319.00
- 1530 Datasheet \$69.00
- 1541 Single Disk Drive \$249.00
- 1600 VIC Modem \$59.00
- 1650 AD/AA Modem \$89.00
- 1701 14 Color Monitor \$249.00

PROFESSIONAL SOFTWARE

Word Pro 64 \$69.95

CAROCO


- Light Pen \$32.00
- Cassette Interface \$29.00
- Parallel Printer Interface \$69.00
- 3 Slot Expans Interface(20) \$32.00
- 6 Slot Expans Interface(20) \$79.00

PROFESSIONAL SOFTWARE

- Word Pro 2 Plus \$159.00
- Word Pro 3 Plus \$199.00
- Word Pro 4 Plus \$299.00
- Word Pro 5 Plus \$299.00
- InfoPro \$199.00
- Administrator \$379.00
- Power \$79.00

- Pet 64 \$569.00
- Pet 4032 \$599.00
- CBM 8032 \$599.00
- Super Pet \$999.00
- 8128-80 \$769.00
- 8X256-80 \$969.00
- 2031 \$299.00
- 4040 \$699.00
- 8050 \$949.00
- 8250 \$1199.00
- 9060 \$1999.00
- 9090 \$2199.00
- 4023 \$379.00
- 6400 \$1399.00
- 64K Upgrade Kit \$269.00
- Spell Master \$149.00
- 2-Ram \$549.00
- Silicon Office \$749.00
- The Manager \$209.00
- Soft Rom \$129.00
- Jinsam CALL
- ADA 1450 (Serial) \$99.00
- ADA 1600 (Parallel) \$89.00

ATARI™ HOME COMPUTERS



- 600XL (16K Ram)..... \$149.
- 800XL (64K Ram)..... **NEW**
- 1200XL (64K Ram)..... **NEW**
- 1400XL (64K Ram)..... **NEW**
- 1450XL (64K Ram)..... **NEW**

- 1010 Program Recorder \$74.00
- 1020 40 Col. Printer/Plotter \$249.00
- 1025 80 Col. Printer \$449.00
- 1027 Letter Quality Printer \$299.00
- 1050 Disk Drive \$379.00
- 850 Interface \$169.00
- 1030 Direct Connect Modem CALL
- CX30 Paddles \$12.00
- CX40 Joystick \$8.00
- CX42 Remote Joystick CALL
- CX77 Touch Tablet \$69.00
- CX60 Trak Ball \$49.00
- CX85 Keypad \$105.00
- CX418 Home Manager \$69.00
- CX488 Communicator II \$229.00
- KX7098 Atari Accountant \$209.00
- KX7101 Entertainer \$69.00
- KX7102 Arcade Champ \$75.00

SYNAPSE

- File Manager 800 plus \$69.00
- Chicken (ROM) \$34.00
- Picnic Paranoia (ROM) \$34.00
- Claim Jumper (ROM) \$34.00
- Slime (ROM) \$34.00
- Shamus (ROM) \$34.00
- Protector (ROM) \$34.00
- Dodge Racer (C/D) \$26.00
- Nautilus (C/D) \$26.00
- Shadow World (C/D) \$26.00
- Survivor (C/D) \$26.00
- Dreits (C/D) \$26.00
- Necromancer (C/D) \$26.00
- Pharaoh's Curse (C/D) \$26.00
- Fort Apocalypse (C/D) \$26.00
- Assembler \$30.00

L.J.K.

- Letter Perfect 40/80 Col. Disk \$109.00
 - Letter Perfect 40 Col. ROM \$179.00
 - Letter Perfect 80 Col. ROM \$179.00
 - Data Perfect 40/80 Col. Disk \$99.00
 - Mail Merge \$21.95
- CALL FOR APPLE/LJK PRODUCTS**

SPINNAKER

- Snooper Troops # 1 \$34.00
- Snooper Troops # 2 \$34.00
- Face Maker \$24.00
- Story Machine \$24.00
- Delta Drawing \$45.00
- Rhymes and Riddles \$21.00
- Kindercomp \$21.00

ROKLAN

- Wizard of Wer (ROM) \$34.00
- Deluxe Invader (ROM) \$29.00
- Gorf (ROM) \$34.00

DATASOFT

- Pacific Coast Highway \$17.00
- Canyon Climber \$17.00
- Tumble Bugs \$18.00
- Shooting Arcade \$18.00
- Clowns and Balloons \$17.00
- Graphic Generator \$24.00
- Micro Painter \$24.00
- Text Wizard \$34.00
- Spell Wizard \$34.00
- Bishop's Square \$25.00
- Sands of Egypt \$19.00
- Moon Shuttle \$25.00
- Basic Compiler \$54.00
- Tele-talk \$34.00

CSB

- K-razy Shoot Out \$29.00
- K-razy Kritters \$29.00
- K-razy Antics \$29.00
- K-star Patrol \$29.00
- Stick Stand \$3.99

ALIEN

- Atari Voice Box \$119.00
- Apple Voice Box \$149.00

MEMORY

- Axon 32K Ram \$65.00
- Axon 48K Ram \$109.00
- Axon 128K Ram \$299.00
- Intec 32K Board \$74.00
- Intec 64K Board \$99.00
- Intec 64K Board (400 only) \$149.00

JOYSTICKS

- Wico Joystick \$24.95
- Famous Red Ball \$26.95
- Apple Trackball \$59.00
- Atari/VIC Trackball \$55.00
- Apple Adaptor \$16.00
- Kraft Apple Joystick \$44.00



DISK DRIVES FOR ATARI

- AT88-S1 \$369.00
- AT88-A1 \$299.00
- AT88-S2 \$569.00
- AT88-S1 PD \$419.00
- AT88-S2 PD \$669.00
- AT88-DDA \$139.00
- AT44-S1 \$579.00
- AT44-S2 \$989.00
- Texas Instruments Drive \$369.00

C.M.O. TOP 100

APPLE/FRANKLIN

1. Chophlifer \$27.00
2. Beer Run \$24.00
3. PFS File \$69.00
4. Visicalc \$179.00
5. Home Accountant \$45.00
6. Arcade Machine \$34.00
7. Bandits \$28.00
8. Vistite \$189.00
9. Apple Panic \$23.00
10. Deadline \$35.00
11. Free Fall \$24.00
12. PFS Report \$89.00
13. Zork III \$29.00
14. Frogger \$31.00
15. Lat Pak \$31.00
16. Galactic Attack \$24.00
17. Snooper Troops #1 \$24.00
18. Kindercomp \$21.00
19. Wavy Navy \$21.00
20. Visuteim \$89.00
21. Mission Asteroid \$16.00
22. Lunar Leeper \$27.00
23. Facemaker \$28.00
24. Crossfire \$27.00
25. Pool 1.5 \$27.00

CBM 64

1. Word Pro 64 \$69.95
2. Kickman (20/64) \$14.95
3. Gorf (20/64) \$14.95
4. Microspec Data Base 64 \$69.00
5. Logo 64 \$39.00
6. Microspec Gen. Ledger 64 \$79.00
7. Zork \$24.95
8. Frogger (64) \$23.00
9. Quick Brown Fox (20/64) \$49.00
10. Shamus \$29.00
11. Deadline \$35.00
12. Assembler 64 \$14.95
13. Zork I \$19.00
14. Radar Rat Race (20/64) \$12.00
15. Protector \$32.00
16. Starcross \$29.00
17. Easy Mail 64 \$14.95
18. Grave Robber \$11.00
19. Wall Street \$19.00
20. Trash Man \$32.00
21. HES Writer \$35.00
22. HES Mon. \$29.00
23. Road Toad \$24.00
24. Easy Script \$79.00
25. Gridrunner \$29.00

ATARI

1. Donkey Kong \$39.00
2. Zaxxon \$29.00
3. E.T. Phone Home \$39.00
4. Miner 2049er \$35.00
5. Dig Dug \$33.00
6. Preppia \$24.00
7. Donkey Kong Jr. \$39.00
8. Canyon Climber \$17.00
9. Snooper Troops #2 \$34.00
10. Text Wizard \$34.00
11. Picnic Paranoia \$34.00
12. Eastern Front \$39.00
13. Shamus \$34.00
14. Letter Perfect \$109.00
15. File Manager 800 \$69.00
16. Choplifer \$27.00
17. Astro Chase \$25.00
18. K-razy Shoot Out \$29.00
19. Pac Man \$33.00
20. Baja Buggies \$25.00
21. Crush, Crumble & Chomp \$24.00
22. Hell Fire Warrior \$19.00
23. Zork II \$26.00
24. Visicalc \$159.00
25. Atari Writer \$79.00
26. Three Little Pigs \$25.00
27. Upper Reaches of Apsalar \$16.00
28. Starbow! Football \$24.95
29. Dreits \$26.00
30. Protector \$34.00
31. Frogger \$31.00
32. Jawbreaker \$27.00
33. Wizard of Wer \$34.00
34. Kindercomp \$21.00
35. Moon Shuttle \$25.00
36. 747 Simulator \$16.50
37. Temple of Apsalar \$29.00
38. Spell Wizard \$34.00
39. Nautilus \$26.00
40. K-razy Antics \$29.00
41. Soft Porn \$27.00
42. Qix \$33.00
43. Wizard & Princess \$29.00
44. Centipede \$33.00
45. Strip Poker \$24.95
46. Juggles House \$23.00
47. Jumpman \$24.00
48. Slime \$26.00
49. Gorf \$32.00
50. Juggles Rainbow \$23.00

computer mail order east

800-233-8950



In PA call (717)327-9575, Dept. 815, 477 E. 3rd St., Williamsport, PA 17701

INTERNATIONAL ORDERS: All shipments outside the Continental United States must be pre-paid by certified check only. Include 3% (minimum \$3.00) shipping and handling. EDUCATIONAL DISCOUNTS: Additional discounts are available from both Computer Mail Order locations to qualified Educational Institutions. APO & FPO: Add minimum \$5.00 shipping and handling.

Color Computer (continued)

CRASMB, Frank Hogg Laboratory, \$139.95
 (each module-6800,6801,6502,1802, Z-80,Z-8), \$25.00
 OSM Macro Assembler Frank Hogg Laboratory, \$125.00
 ASM, Frank Hogg Laboratory, \$50.00
 MACE, Frank Hogg Laboratory, \$98.00
 Macro Assembler, Dugger's Growing Systems, \$49.95
 Editor/Assembler/Debugger, Eigen Systems, (in BASIC), \$6.95
 Color Assembler, Computerware, \$29.95
 Macro-80C, The Micro Works, \$99.95
 SDS80C, The Micro Works, ROM, \$89.95
 Co-Res9, Cer Comp, \$29.95
 RS ED/ASM, Cer Comp, \$49.95
 Ultra 80 CC, Applied Microsystems, Inc., \$42.50

Languages
 FORTH, Hoyt Stearns Electronics, \$58.95
 MUMPS, Eclectic Systems Corp., \$800.00
 DBASIC, Frank Hogg Laboratory, \$40.00
 TRS-80 COLORFORTH, Talbot Microsystems, ROM, \$110.00
 TSC BASIC, Frank Hogg Laboratory, \$75.00
 TSC eXtended BASIC Frank Hogg Laboratory, \$100.00
 TSC Pascal, Frank Hogg Laboratory, \$200.00
 TSC Fortran '77, Frank Hogg Laboratory, \$275.00
 A/BASIC Compiler, Frank Hogg Laboratory, \$150.00
 X-Forth, Frank Hogg Laboratory, \$149.95
 CC-Forth, Frank Hogg Laboratory, \$99.95
 PL/9, Frank Hogg Laboratory, \$198.00
 TRS DOS C, Dugger's Growing Systems, \$49.95
 Dynasoft Pascal, Computerware, TAPE \$49.95, DISK, \$59.95
 Tiny Turtle (Logo), SDS Computers, \$39.95
 Color Logo, Radio Shack, ROM, \$49.95, DISK, \$99.00
 Color Pilot, Radio Shack, TAPE, \$59.95, DISK, \$79.95

Spread Sheet

DYNACALC, Computer Systems Center, \$200.00
 Tabula Rasa Spreadsheet, Computer Systems Consultants, \$100.00
 Super Color Calc, Nelson Software Systems, ROM \$89.95, DISK \$99.95
 Spectaculator, Radio Shack, \$59.95

Word Processor

Super Color Writer II, Micro Technical Products, Inc., ROM \$74.95, DISK \$99.95
 Stylograph 2.0, Great Plains Computer Co., \$195.00
 CoCo Stylograph, Data-Comp, \$195.00
 Dynastar, Frank Hogg Laboratory, \$149.95
 Dynaform, Frank Hogg Laboratory, \$149.95
 Scribe Editor, Dugger's Growing Systems, \$49.95
 Telewriter-64, Cognitec, TAPE \$49.95, DISK, \$59.95
 Color Editor, Computerware, \$29.95
 Text Pro II, Cer Comp, \$79.95
 Wordmaster, Pyramid Distributors, TAPE, \$9.95, DISK, \$14.95
 Color Disk Scripsit, Radio Shack, \$59.95

Spelling Checker

Spell 'N Fix, Star-Kits, \$89.29
 Spell Check, Great Plains Computer Co., \$145.00
 Dynaspell, Frank Hogg Laboratory, \$199.95
 Spell-Rite, Eigen Systems, \$59.95

Data Base

Data Base Manager, Universal Data Research, Inc., \$150.00
 Full Screen Inventory, Computer Systems Consultants, \$100.00
 Infomag, Frank Hogg Laboratory, \$250.00
 RMS, Frank Hogg Laboratory, \$200.00
 Disk Data Handler, Custom Software Engineering, 32K, \$44.95
 64K, \$54.95
 DBLS, Star-Kits, \$29.95
 Pro-Color-File, Derringer Software, \$59.95
 Color Data Organizer, Computerware, TAPE, \$19.95, DISK, \$29.95
 TIMS, Sugar Software, \$24.95
 Super Color Database, Nelson Software Systems, \$79.95
 Homebase, Homebase Computer Systems, \$75.00
 Personafile, Radio Shack, \$59.95

Mailing List

Mail Merge, Great Plains Computer Co., \$125.00
 Full Screen Mailing List, Computer Systems Consultants, \$100.00
 Mailing List, Frank Hogg Laboratory, \$99.00
 Correspondence System, Frank Hogg Laboratory, \$149.95
 Super Color Mailer, Nelson Software Systems, TAPE, \$39.95, DISK, \$59.95
 All In One, Star-Kits, includes editor, \$50.00

Address Factory, Computerware, TAPE, \$17.95, DISK, \$22.95
 Mail List, Tom Mix Software, \$17.95

Communications Package

CoCo External Terminal Program, Data-Comp, \$19.95
 REMOTERM, Star-Kits, use CRT terminal w/ CoCo, \$19.95
 Super Color Terminal, Nelson Software Systems, TAPE, \$39.95, ROM, \$49.95, DISK, \$69.95
 Colorcom/E, Eigen Systems, \$49.95
 Microtext, The Micro Works, ROM, \$59.95
 The Color Connection, Computerware, TAPE, \$29.95 DISK, \$39.95
 Colorterm 1.1, Martin Consulting, \$34.95
 Color Term Plus, Double Density Software, \$29.95
 Datapak, Cer Comp, TAPE, \$24.95 DISK, \$49.95

Business Package

Check Ledger, Frank Hogg Laboratory, \$195.00
 General Accounts Receivable, Frank Hogg Laboratory, \$149.00
 Accounts Payable, Frank Hogg Laboratory, \$195.00
 Payroll Processing, Frank Hogg Laboratory, \$295.00
 Disk Double Entry, Custom Software Engineering, \$44.95
 Accounts Payable & Receivable, K & K Computerware, \$59.95
 Small Business Accounting Pkg., Color Software Services, \$149.95

Color Computer Addresses

Micro Technical Products, Inc.
 123 N. Serrine, Suite 106-J
 Mesa, AZ 85201

Data-Comp
 P.O. Box 794
 Hixson, TN 37343

Great Plains Computer Co.
 P.O.Box 916
 Idaho Falls, ID 83402

Universal Data Research, Inc.
 2457 Wehrle Drive, D-1
 Buffalo, NY 14221

Hoyt Stearns Electronics
 4131 E. Cannon Dr.
 Phoenix, AZ 85028

JPC Products Co.
 12021 Paisano Ct. NE
 Albuquerque, NM 87112

(Continued on next page)

Texas Instruments

TI 99/4A Hardware and Software

There are no second-source Original Equipment Manufacturers of hardware for the TI 99/4A. All hardware available is produced by Texas Instruments.

Assembler

Editor/Assembler, Texas Instruments

Languages

Pascal Development System, Texas Instruments

TI Pilot, Texas Instruments

Spread Sheet

Microsoft Multiplan, Texas Instruments

Word Processing

TI Writer, Texas Instruments

TI-Text Writer, Microcomputers Corp.

Ty-riter, Extended Software Company

Word Processing, Anthistle Systems & Programming, Ltd.

Word Processing, International 99/4 Users-Group, Inc.

Futura Word Processing, Futura Software



Mailing List

Mailing List, International 99/4 Users-Group Inc.

TI-Count Mail List, Texas Instruments

Mail List, Ycan Systems, Inc.

Communications Package

Terminal Emulator II, Texas Instruments

Texas Instruments Addresses

Texas Instruments
P.O. Box 10508
Lubbock, TX 79408

International 99/4 Users-Group, Inc.
P.O. Box 67
Bethany, OK 73008

Microcomputers Corporation
34 Maple Ave. Box 8
Armonk, NY 10504

Extended Software Company
11987 Cedar Creek Drive
Cincinnati, OH 45240

Anthistle Systems & Programming, Ltd.
563 Patricia Drive
Oakville, Ontario, Canada L6K 1M4

Ycan Systems, Inc.
4037 Johnson Drive
Oceanside, CA 92056

Futura Software
P.O. Box 5581
Fort Worth, TX 76108

MICRO

Color Computer Addresses

(continued)

Alford & Associates
P.O. Box 6683
Richmond, VA 23230

General Automation
9600 Roosevelt Blvd. Suite 100-LL
Philadelphia, PA 19115

Computer Systems Center
13461 Olive Blvd.
Chesterfield, MO 63017

Eclectic Systems Corp.
16260 Midway Rd.
Addison, TX 75001

Computer Systems Consultants
1454 Latta Lane
Conyers, GA 30207

Star-Kits
P.O. Box 209
Mt. Kisco, NY 10549

Frank Hogg Laboratory
770 James St. Suite 215
Syracuse, NY 13203

Talbot Microsystems
1927 Curtis Ave.
Redondo Beach, CA 90278

Custom Software Engineering, Inc.
807 Minuteman Causeway (D-6)
Cocoa Beach, FL 32931

Nelson Software Systems
9072 Lyndale Ave. S
Minneapolis, MN 55420

Dugger's Growing Systems
P.O. Box 305
Solana Beach, CA 92075

Basic Technology
P.O. Box 511
Ortonville, MI 48462

Botek Instruments
4949 Hampshire
Utica, MI 48087

Derringer Software
P.O. Box 5300
Florence, SC 29501

Cognitec
704 Nob St.
Del Mar, CA 92014

Eigen Systems
P.O. Box 180006
Austin, TX 78718

Computerware
Box 668
Encinitas, CA 92024

The Micro Works
P.O. Box 1110
Del Mar, CA 92014

SDS Computers
P.O. Box 450
Bogota, NJ 07603

Martin Consulting
94 Macalester Bay
Winnipeg, Manitoba, Canada

Double Density Software
920 Baldwin St.
Denton, TX 76201

Sugar Software
2153 Leah Lane
Reynoldsburg, OH 43068

K & K Computerware
37326 Gregory Drive
Sterling Heights, MI 48077

Cer Comp
5566 Ricochet Ave.
Las Vegas, NV 89110

Tom Mix Software
3424 College NE
Grand Rapids, MI 49505

Mark Data Products
24001 Alicia Pkwy., No. 226
Mission Viejo, CA 92691

The Program Store
4200 Wisconsin Ave. NW
Washington, DC 20016

Applied Microsystems, Inc.
612 Washington
Denver, CO 80203

Homebase Computer Systems
P.O. Box 3448
Durham, NC 27702

Computer Plus
480 King Street
Littleton, MA 04160

Micro-Div.
450 W. Laskey
Toledo, OH 43612

Color Software Services
Business Software Div.
P.O. Box 1708, Dept. R
Greenville, TX 75401

Pyramid Distributors
527 Hill St.
Santa Monica, CA 90405

Radio Shack
300 One Tandy Center
Forth Worth, TX 76102

MICRO

It's All Relative Part 6

by Jim Strasma

**The final article
in a 6-part series
on relative files for
Commodore computers.
Included is
the source code
for the machine-language
part of a popular
public-domain mail list.**

The sixth and final part of MICRO's series on using relative files on Commodore disk drives features the machine-language code that makes the mail list safe for new users and fast enough for large lists.

Since so many MICRO readers have Commodore 64's now, and no other good mail lists have yet appeared for that model, the source listing this time is for the 64. However, the same source code should work on any other disk-compatible Commodore model. Simply tell the assembler which model you have. (Those without Eastern House Software's MAE assembler might have to make some changes, but all variables are in the listing.)

Due to the size of the listing, I'll not say much at this time. However, three items need attention. First, a bug. If you've tried (and failed) to open a relative file on the 1541 using commands in part two of this series (MICRO 56, page 53), you'll be glad to know that it isn't your fault. As printed, an "ell" became a "one" and a comma was omitted. Here is the correct form. Be sure to jot it down, as I've not seen this published correctly anywhere before.

```
1260 OPEN 1,UN,2,STR$(DD) + ":",  
      + F$ + ",L," + CHR$(RL)
```

If you are missing parts of this series (MICRO 55:37, 56:52, 57:33, 58:85, 60:61), you can order back issues from MICRO. If you have a Commodore 64 or a PET/CBM with BASIC 4.0, you can obtain a working copy of the program, its source code, and instructions from the author at the address below. Please enclose \$15.00 and mention the "mail disk." Specify 1541/4040 format or 8050/8250 format. Commodore 64 owners are especially urged to get the disk as the changes needed on the 64 were numerous and difficult.

Some of you may never have used source code before. For the most part it's like a BASIC program; you type it in and it works. Unlike BASIC, however, there are two ways to type in source listings. First, if you have a good assembler, such as MAE, Commodore's, or PAL, type in all the information on each line, beginning with the line numbers halfway across the page. If you do not have an assembler use the second method to type in a copy for the 64. Using a machine-language monitor, type the left part of each line up to, but not including, the line number.

Various users' groups have *Micro-mon* and *Supermon* for the 64. Both are excellent for this work and free except for copying charges. Instructions for using a simple monitor are in the *PET Personal Computer Guide* from Osborne/McGraw-Hill and in the August/September issue of the *Midnite/PAPER*, both available from Commodore dealers or the author.

ROM Utility's source code includes four main options: an improved INPUT command, an INSERT/DELETE option for adding or deleting an element anywhere in an array, a PETSCII to ASCII converter for non-Commodore printers, and a [STOP] key disable routine that works even during program loads. Bennett's original version for the PET/CBM included two other commands, but these were not used in the mail list and have been omitted to save space.

Each command uses a small trick to transfer its information from BASIC to machine language. Just as the cursor keeps track of where you are on the screen, a program pointer keeps track of where the next statement is in a BASIC program. Normally it would choke on non-BASIC information following a SYS command. Bennett avoids this by having the machine-language program move the program pointer past added information before returning to BASIC. Thus, BASIC never sees the additions.

The first command in the listing is INPUT. Its syntax is:

SYS IN,n1,n2,\$

where n1 is a number defining options, n2 is the length of the input field (1-255), and \$ is the string variable that is to be filled by the routine. The possible numbers for n1 and their meanings are:

- 0 = Anything goes
- 1 = Numbers only
- 2 = . and + and - allowed
- 4 = Upper and lower-case alphabet allowed
- 8 = Force alphabet to upper case
- 16 = Space allowed
- 32 = Allow Y or N — make them upper case
- 64 = Disallow null field
- 256 = Change null to 0
- 512 = Change null to Y
- 1024 = Change null to N
- 2048 = Change null to space

These may be combined. Thus, a value of 7 for n1 means the following are

allowed: Upper and lower-case letters, AND numbers, AND decimal points, and plus and minus signs.

Before calling this routine, define the string variable and move it to upper memory as described in part 2 of this series. Once in the routine, entry is ended by pressing RETURN. SHIFTED-RETURN empties the field and starts over. The DELETE key works as usual but not the cursor controls.

The second command is to INSERT or DELETE an array element. Its syntax is:

SYS DL,n1,n2,n3,v(0),w(0),zz

where n1 is 0 for insert and 1 for delete, n2 is the place of the element within the array, n3 is the total number of array elements (plus 1 on insert), V(0) and W(0) are names of arrays, and ZZ ends the list of arrays to be handled. Two-dimensional arrays are not allowed, and the name ZZ must come last.

The next three commands disable the STOP key. Use SYS DI to kill the STOP key but preserve the clock during a program. Then use SYS EL to keep it killed during a program load. When the program ends, use SYS EN to fix the STOP key again.

The last command converts strings

from PETSCII to ASCII characters, usually so they can be printed on non-Commodore printers. Its syntax is:

SYS SM,n1,\$

where n1 is a 1 when converting and 2 when the result is to be forced to upper case. "\$" may be any string variable.

I would like to add a few words about using the assembler. First, this file is large. You will need to use the SET command within MAE to reserve a file buffer about twice the usual size, say from \$1000 to \$4FFC. Second, wherever possible I used Commodore's official labels for locations in ROM and low memory. Finally, ROM Utility may be burned into an EPROM; it doesn't need to change itself.

In closing, let me thank you for your patience through this long series. We both know more about relative files than when we started last December, and an excellent Public Domain business program is now better understood. I hope you find its secrets useful in your own work.

You may contact Jim Strasma at 1238 Richland Ave., Lincoln, IL 62656.

ROM Utility for Bennett's Mail List

```

0010 ;*****
0020 ;*   UNIVERSAL ROM UTILITY V1.0   *
0030 ;*   BASED ON CHRIS BENNETT'S ORIGINAL *
0040 ;*   AS OF MAY 30, 1983 JPS & BAA   *
0050 ;*****
0060
0070 ;ASSEMBLER DIRECTIVES
0080          .OS                ;DO STORE OBJECT CODE
0090
0100 ;GET INFO FOR CONDITIONAL ASSEMBLY
0110          .PR "ENTER ROM 2=2001, 4=8032 & 4032, 6=C64, 8=
0120 ROM          .IN ROM
0130
0140 ;ROM-DEPENDENT VARIABLES
0150
0160          IFF ROM-6
0170 ;IF FOR VIC-20 OR COMMODORE 64
0180 POKER          .DE $14
0190 VARTAB         .DE $2D
0200 STREND         .DE $31
0210 VARNAM         .DE $45
0220 VARPNT         .DE $47
0230 FOURG         .DE $53                ;NEXT 16 LOCATIONS SWAPPED
0240 FLEN          .DE $60                ;LENGTH OF STRING
0250 FSTR          .DE $61                ;POINTER TO LINKBACK
0260 STKEY         .DE $91
0270 CHRIS         .DE $92
0280 CINV          .DE $0314            ;IRQ VECTOR
0290          ***
0300
0310          IFF ROM-8
0320 ;IF FOR VIC-20 (REQUIRES 24K ADDED RAM)
0330 START          .DE $6C00
0340 CHKCOM        .DE $CEFD            ;CHECK COMM
0350 FRMEVL        .DE $CD9E            ;INP_EVAL
0360 GETADR        .DE $D7F7            ;PLT_FIXED
0370 KEY          .DE $EABF            ;ON HARDWARE IRQ
0380          ***
0390
0400          IFF ROM-6
0410 ;IF FOR COMMODORE 64
0420 START          .DE $C000
0430 CHKCOM        .DE $AEFD            ;CHECK COMM
0440 FRMEVL        .DE $ADA4            ;INP_EVAL
0450 GETADR        .DE $B7F7            ;PLT_FIXED
0460 KEY          .DE $EA31            ;ON HARDWARE IRQ
0470          ***
0480
0490          IFF ROM-5
0500 ;IF FOR CBM OR PET

```

(continued)

ROM Utility (continued)

```

0510 START .DE $7B00
0520 POKER .DE $11
0530 BENNETT .DE $0F
0540 VARTAB .DE $2A
0550 STREND .DE $2E
0560 VARNAM .DE $42
0570 VARPNT .DE $44
0580 FOUR6 .DE $50 ;NEXT 16 LOCATIONS SWAPPED
0590 FLEN .DE $5D ;LENGTH OF STRING
0600 FSTR .DE $5E ;POINTER TO LINKBACK
0610 STKEY .DE $9B
0620 CHRIS .DE $8F
0630 CINV .DE $90 ;IRQ VECTOR
0640 ***
0650
0660 IFE ROM-4
0670 ;IF FOR CBM/PET BASIC 4.0
0680 CHKCOM .DE $BEF5 ;CHECK COMM
0690 FRMEVL .DE $BD98 ;INP_EVAL
0700 GETADR .DE $C92D ;FLT_FIXED
0710 KEY .DE $E455 ;ON HARDWARE IRQ
0720 ***
0730
0740 IFE ROM-2
0750 ;IF FOR CBM/PET BASIC 2.0
0760 CHKCOM .DE $CDF8 ;CHECK COMM
0770 FRMEVL .DE $CC9F ;INP_EVAL
0780 GETADR .DE $D6D2 ;FLT_FIXED
0790 KEY .DE $E62E ;ON HARDWARE IRQ
0800 ***
0810
0820 ;RELATIVE & ROM-INDEPENDENT VARIABLES
0830 RCNT .DI FOUR6+4 ;TEMPLE
0840 MCNT .DI RCNT+2
0850 PNT1 .DI MCNT+2
0860 PNT2 .DI PNT1+2
0870 LENGTH .DI RCNT+8
0880 ED .DI FOUR6+4
0890 ED2 .DI ED+1
0900 MX .DI ED2+1
0910 HADR .DI MX+1 ;HIGHTR
0920 LLENGTH .DI FOUR6+9 ;TEMPF2
0930 CURSOR .DI LLENGTH+1 ;DECONT
0940 CLOCK .DI LLENGTH+2 ;TENEXP
0950 SADR .DI LLENGTH+3 ;GRBTOP
0960 ABS .DE START+$0500 ;ABSOLUTE VARIABLES
0970 HARD INT .DI KEY+3 ;IGNORES STOP KEY & CLOCK
0980 BSOUT .DE $FFD2 ;OUTPUT TO CHANNEL
0990 GETIN .DE $FFE4 ;GET CHAR. FROM QUEUE
1000 CLOCK_UPDT .DE $FFE4 ;INCREMENT CLOCK
1010
1020 .BA ABS
1030
1040 ;ABSOLUTE VARIABLE STORAGE
1050 BUFFER .DS 150

```

```

C596- 1060 PCNT .DS 2
C598- 1070 ECNT .DS 2
C59A- 1080 ZP_0F .DS 1
C59B- 1090 ZP_50 .DS 17
C5AC- 1100 SWITCH .DS 1
1110
1120 .BA START
1130 .MC $7B00 ;DON'T OVERWRITE ASSEMBLER
1140
1150 ;JUMP TABLE OF COMMANDS
C000- 4C 14 C0 1160 JMP INPUT_RTN ;GOTO INPUT ROUTINE
C003- 4C 04 C2 1170 JMP INS_DEL ;GOTO INSERT/DELETE ROUTIN
C006- 4C 23 C3 1180 JMP DISABLE ;GOTO DISABLE STOP KEY ROU
C009- 4C 30 C3 1190 JMP ENABLE ;GOTO ENABLE STOP KEY ROU
C00C- 4C 3F C3 1200 JMP EN_LOAD ;GOTO ENABLE LOAD ROUTINE
C00E- 4C 7D C3 1210 JMP STR_MOD ;GOTO STRING MODIFICATION
1220
C012- 31 EA 1230 VEC_SAVE .SI KEY ;VECTOR INTERRUPT
1240
1250 ;GENERAL PURPOSE INPUT ROUTINE
C014- 20 E7 C3 1260 INPUT_RTN JSR SAVE_ZP
C017- 20 0F C3 1270 JSR INPUT
C01A- A5 14 1280 LDA *POKER
C01C- 85 57 1290 STA *ED
C01E- A5 15 1300 LDA *POKER+1
C020- 85 58 1310 STA *ED2
C022- 20 0F C3 1320 JSR INPUT ;READ EDIT LENGTH
C025- A5 14 1330 LDA *POKER
C027- 85 59 1340 STA *X
C029- D0 04 1350 BNE A2
C02B- 20 F3 C3 1360 A1 JSR REST_ZP
C02E- 60 1370 RTS
1380
C02F- C9 95 1390 A2 CMP #149
C031- B0 F8 1400 BCS A1
C033- 20 0F C3 1410 JSR INPUT ;GET STRING ADDRESS
C036- A5 47 1420 LDA *VARPNT
C038- 85 5A 1430 STA *HADR
C03A- A5 48 1440 LDA *VARPNT+1
C03C- 85 5B 1450 STA *HADR+1
C03E- 20 51 C3 1460 JSR NULL_STR
C041- A9 20 1470 ISTART LDA #32
C043- A0 94 1480 LDY #148
C045- 99 00 C5 1490 B1 STA BUFFER,Y
C048- 88 1500 DEY
C049- 10 FA 1510 BPL B1
C04B- A9 00 1520 LDA #0
C04D- 85 5C 1530 STA *LLENGTH
C04F- A5 92 1540 LDA *CHRIS ;SAVE TI
C051- 18 1550 CLC
C052- 69 04 1560 ADC #4
C054- 85 5E 1570 STA *CLOCK
C056- A9 2A 1580 LDA #'* ;PUT OUT MX '*S
C058- 85 5D 1590 STA *CURSOR

```

(continued)

EVER WONDER HOW YOUR APPLE II WORKS?

QUICKTRACE will show you! And it can show you WHY when it doesn't!

This relocatable program traces and displays the actual machine operations, while it is running and without interfering with those operations. Look at these FEATURES:

Single-Step mode displays the last instruction, next instruction, registers, flags, stack contents, and six user-definable memory locations.

Trace mode gives a running display of the Single-Step information and can be made to stop upon encountering any of nine user-definable conditions.

Background mode permits tracing with no display until it is desired. Debugged routines run at near normal speed until one of the stopping conditions is met, which causes the program to return to Single-Step.

QUICKTRACE allows changes to the stack, registers, stopping conditions, addresses to be displayed, and output destinations for all this information. All this can be done in Single-Step mode while running.

Two optional display formats can show a sequence of operations at once. Usually, the information is given in four lines at the bottom of the screen.

QUICKTRACE is completely transparent to the program being traced. It will not interfere with the stack, program, or I/O.

QUICKTRACE is relocatable to any free part of memory. Its output can be sent to any slot or to the screen.

QUICKTRACE is completely compatible with programs using Applesoft and Integer BASICS, graphics, and DOS. (Time dependent DOS operations can be bypassed.) It will display the graphics on the screen while **QUICKTRACE** is alive.

QUICKTRACE is a beautiful way to show the incredibly complex sequence of operations that a computer goes through in executing a program

Price: \$50

QUICKTRACE requires 3548 (\$E00) bytes (14 pages) of memory and some knowledge of machine language programming. It will run on any Apple II or Apple II Plus computer and can be loaded from disk or tape. It is supplied on disk with DOS 3.3.

QUICKTRACE was written by John Rogers. **QUICKTRACE** is a trademark of Anthro-Digital, Inc.

QUICKTRACE DEBUGGER

```

Last address          Disassembly
Last instruction FF69- A9 AA      LDA    #$AA

Top seven bytes of stack      Processor codes  User defined location & Contents
Stack ST=7C A1 32 D5 43 D4 C1 NV-BDIZC 0000=4C

Accumulator X reg. Y reg. Stack pointer Processor status Content of referenced address
Contents A=AA X=98 Y=25 SP=F2 PS=10110001 []=DD

Disassembly Reference address
Next instruction FF6B- 85 33      STA    $33 [$0033]

```

Anthro-Digital, Inc.
P.O. Box 1385
Pittsfield, MA 01202
413-448-8278

ROM Utility (continued)

```

C05A- A4 59 1600 LDY *MX
C05C- 20 D2 FF 1610 B2 JSR BSOUT
C05F- 88 1620 DEY
C060- D0 FA 1630 BNE B2
C062- A9 9D 1640 LDA #157 ;BACKSPACE MX TIMES
C064- A4 59 1650 LDY *MX
C066- 20 D2 FF 1660 B3 JSR BSOUT
C069- 88 1670 DEY
C06A- D0 FA 1680 BNE B3
C06C- 20 A4 C1 1690 GET_CHAR JSR GET1
C06F- A8 1700 TAY
C070- A5 57 1710 LDA *ED ;GET EDIT FLAG
C072- AA 1720 TAX
C073- 29 01 1730 T1 AND #1 ;TEST FOR NUMERIC
C075- F0 0C 1740 BEQ T2
C077- 98 1750 TYA
C078- C9 30 1760 CMP #48
C07A- 90 07 1770 BCC T2 ;< ZERO
C07C- C9 3A 1780 CMP #58
C07E- B0 03 1790 BCS T2 ;> NINE
C080- 4C 6F C1 1800 J1 JMP ADD_CHAR
1810
C083- 8A 1820 T2 TXA
C084- 29 02 1830 AND #2 ;TEST FOR ', '+ & '-'
C086- F0 0D 1840 BEQ T4
C088- 98 1850 TYA
C089- C9 2E 1860 CMP #'.'
C08B- F0 F3 1870 BEQ J1
C08D- C9 2B 1880 CMP #'+'
C08F- F0 EF 1890 BEQ J1
C091- C9 2D 1900 CMP #'-'
C093- F0 EB 1910 BEQ J1
C095- 8A 1920 T4 TXA
C096- 29 0C 1930 AND #12 ;TEST FOR BOTH ALPHA FLAGS
C098- F0 1A 1940 BEQ T16
C09A- 98 1950 TYA
C09B- 29 7F 1960 AND #57F
C09D- C9 41 1970 CMP #65 ;< A
C09F- 90 13 1980 BCC T16
C0A1- C9 5B 1990 CMP #91 ;> Z
C0A3- B0 0F 2000 BCS T16
C0A5- 8A 2010 TXA
C0A6- 29 08 2020 AND #8 ;TEST FOR FORCE UPPER CASE
C0A8- D0 04 2030 BNE FORCE_UP
C0AA- 98 2040 TYA
C0AB- 4C 6F C1 2050 JMP ADD_CHAR
2060
C0AE- 98 2070 FORCE_UP TYA
C0AF- 09 80 2080 ORA #500
C0B1- 4C 6F C1 2090 J2 JMP ADD_CHAR
2100
C0B4- 8A 2110 T16 TXA
C0B5- 29 10 2120 AND #16 ;TEST FOR BLANK
C0B7- F0 05 2130 BEQ T32
C0B9- 98 2140 TYA
C0BA- C9 20 2150 CMP #32
C0BC- F0 F3 2160 BEQ J2
C0BE- 8A 2170 T32 TXA
C0BF- 29 20 2180 AND #32 ;TEST FOR Y & N
C0C1- F0 0B 2190 BEQ T64
C0C3- 98 2200 TYA
C0C4- 09 80 2210 ORA #500
C0C6- C9 D9 2220 CMP #217 ;= 'Y'
C0C8- F0 E7 2230 BEQ J2
C0CA- C9 CE 2240 CMP #286 ;= 'N'
C0CC- F0 E3 2250 BEQ J2
C0CE- 98 2260 T64 TYA
C0CF- C9 0D 2270 CMP #13
C0D1- D0 56 2280 BNE B6
C0D3- A5 5C 2290 CAR_RET LDA *LENGTH ;CARRIAGE RETURN
C0D5- D0 2D 2300 BNE FINI
C0D7- A5 57 2310 LDA *ED
C0D9- 29 40 2320 AND #64
C0DB- F0 03 2330 BEQ C1
C0DD- 4C 6C C0 2340 JMP GET_CHAR
2350
C0E0- A5 58 2360 C1 LDA *ED2
C0E2- AA 2370 TAX
C0E3- F0 1F 2380 BEQ FINI
C0E5- 6A 2390 ROR A
C0E6- 90 02 2400 BCC C2
C0E8- A0 30 2410 LDY #'0
C0EA- 6A 2420 C2 ROR A
C0EB- 90 02 2430 BCC C3
C0ED- A0 D9 2440 LDY #217 ;= 'Y'
C0EF- 6A 2450 C3 ROR A
C0F0- 90 02 2460 BCC C4
C0F2- A0 CE 2470 LDY #286 ;= 'N'
C0F4- 6A 2480 C4 ROR A
C0F5- 90 02 2490 BCC C5
C0F7- A0 20 2500 LDY #32 ;= BLANK
C0F9- 98 2510 C5 TYA
C0FA- E6 5C 2520 INC *LENGTH
C0FC- A4 5C 2530 LDY *LENGTH
C0FE- 99 FF C4 2540 STA BUFFER-1,Y
C101- 20 D2 FF 2550 JSR BSOUT
C104- A0 00 2560 FINI LDY #0
C106- A5 5C 2570 LDA *LENGTH
C108- 91 5A 2580 STA (HADR),Y
C10A- C8 2590 INY
C10B- A9 00 2600 LDA #L,BUFFER
C10D- 91 5A 2610 STA (HADR),Y
C10F- C8 2620 INY
C110- A9 C5 2630 LDA #H,BUFFER
C112- 91 5A 2640 STA (HADR),Y
C114- 30 2650 SEC
C115- A5 59 2660 LDA *MX
C117- E5 5C 2670 SBC *LENGTH
C119- C9 00 2680 CMP #0
C11B- F0 09 2690 BEQ EXIT
C11D- A8 2700 TAY
C11E- A9 20 2710 B5 LDA #32
C120- 20 D2 FF 2720 JSR BSOUT
C123- 88 2730 DEY
C124- D0 F8 2740 BNE B5

```

```

C126- 4C 2B C0 2750 EXIT JMP A1
2760
C129- C9 14 2770 B6 CMP #20
C12B- D0 1B 2780 BNE B8
C12D- A5 5C 2790 LDA *LENGTH ;DELETE CHARACTER ROUTINE
C12F- D0 03 2800 BNE DEL_CHAR
C131- 4C 6C C0 2810 JMP GET_CHAR
2820
C134- 20 F9 C1 2830 DEL_CHAR JSR AST_BKSP
C137- C6 5C 2840 DEL2 DEC *LENGTH
C139- A9 9D 2850 LDA #157
C13B- 20 D2 FF 2860 JSR BSOUT
C13E- A5 92 2870 LDA *CHRIS
C140- 18 2880 CLC
C141- 69 04 2890 ADC #4
C143- 85 5E 2900 STA *CLOCK
C145- 4C 6C C0 2910 JMP GET_CHAR
2920
C148- C9 8D 2930 B8 CMP #141
C14A- D0 1A 2940 BNE TEST_ED
C14C- A5 5C 2950 LDA *LENGTH ;SHIFT-RETURN
C14E- D0 03 2960 BNE NULL
C150- 4C 6C C0 2970 JMP GET_CHAR
2980
C153- 20 F9 C1 2990 NULL JSR AST_BKSP
C156- A4 5C 3000 LDY *LENGTH
C158- A9 9D 3010 B10 LDA #157
C15A- 20 D2 FF 3020 JSR BSOUT
C15D- 20 F9 C1 3030 JSR AST_BKSP
C160- 88 3040 DEY
C161- D0 F5 3050 BNE B10
C163- 4C 41 C0 3060 JMP ISTART
3070
C166- 8A 3080 TEST_ED TXA
C167- 29 3F 3090 AND #53F
C169- F0 03 3100 BEQ TEST_OK
C16B- 4C 6C C0 3110 JMP GET_CHAR
3120
C16E- 98 3130 TEST_OK TYA
C16F- E6 5C 3140 ADD_CHAR INC *LENGTH
C171- A4 5C 3150 LDY *LENGTH
C173- 99 FF C4 3160 STA BUFFER-1,Y
C176- 20 D2 FF 3170 JSR BSOUT
C179- A5 5C 3180 LDA *LENGTH
C17B- C5 59 3190 CMP *MX
C17D- B0 03 3200 BCS GET2 ;LENGTH >= MX
C17F- 4C 6C C0 3210 JMP GET_CHAR
3220
C182- 20 E4 FF 3230 GET2 JSR GETIN ;GET A CHARACTER
C185- C9 08 3240 CMP #0
C187- F0 F9 3250 BEQ GET2
C189- C9 0D 3260 CMP #13
C18B- D0 03 3270 BNE CCL
C18D- 4C D3 C0 3280 JMP CAR_RET
C190- C9 14 3290 CCL CMP #20
C192- F0 A3 3300 BEQ DEL2
C194- C9 8D 3310 CMP #141
C196- D0 EA 3320 BNE GET2
C198- A9 9D 3330 LDA #157
C19A- 20 D2 FF 3340 JSR BSOUT
C19D- C6 5C 3350 DEC *LENGTH
C19F- D0 B2 3360 BNE NULL
C1A1- 4C 41 C0 3370 JMP ISTART
3380
C1A4- 20 E4 FF 3390 ;GET ROUTINE WITH CURSOR CONTROL
C1A7- C9 08 3400 GET1 JSR GETIN ;GET A CHARACTER
C1A9- F0 21 3410 CMP #0
C1AB- C9 22 3420 BEQ G1
C1AD- F0 F5 3430 CMP #34 ;DOUBLE QUOTE?
C1AF- C9 0D 3440 BEQ GET1 ;YES.
C1B1- F0 18 3450 CMP #13
C1B3- C9 14 3460 BEQ GET_OK ;CARRIAGE RETURN
C1B5- F0 14 3470 CMP #20
C1B7- C9 8D 3480 BEQ GET_OK ;DELETE
C1B9- F0 10 3490 CMP #141
C1BB- C9 20 3500 BEQ GET_OK ;SHIFT RETURN
C1BD- 90 0D 3510 CMP #32
C1BF- C9 60 3520 BCC G1 ;< 32 , REJECT
C1C1- 90 08 3530 BCC GET_OK ;< 96 , ACCEPT
C1C3- C9 C1 3540 CMP #193
C1C5- 90 05 3550 BCC G1 ;< 193 , REJECT
C1C7- C9 D8 3560 CMP #219
C1C9- B0 01 3570 BCS G1 ;>= 219 , REJECT
C1CB- 60 3580 RTS
3590 GET_OK
C1CC- 38 3600 G1 SEC
C1CD- A5 5E 3610 LDA *CLOCK
C1CF- E5 92 3620 SBC *CHRIS
C1D1- B0 D1 3630 BCS GET1
C1D3- A5 5D 3640 LDA *CURSOR
C1D5- C9 2A 3650 CMP #'*'
C1D7- F0 04 3660 BEQ G3
C1D9- A9 2A 3670 LDA #'*'
C1DB- D0 02 3680 BNE G4
C1DD- A9 20 3690 LDA #32
C1DF- 85 5D 3700 STA *CURSOR
C1E1- 20 D2 FF 3710 G4 JSR BSOUT
C1E4- A9 9D 3720 LDA #157
C1E6- 20 D2 FF 3730 JSR BSOUT
C1E9- A5 92 3740 LDA *CHRIS
C1EB- 18 3750 CLC
C1EC- 69 04 3760 ADC #4
C1EE- C9 F7 3770 CMP #5FF
C1F0- D0 02 3780 BNE G5
C1F2- A9 00 3790 LDA #500
C1F4- 85 5E 3800 STA *CLOCK
C1F6- 4C A4 C1 3810 JMP GET1
3820
C1F9- A9 9D 3830 AST_BKSP LDA #157
C1FB- 20 D2 FF 3840 JSR BSOUT
C1FE- A9 2A 3850 LDA #'*'
C200- 20 D2 FF 3860 JSR BSOUT
3870

```

(continued)

ROM Utility (continued)

| | | | | | | | |
|----------------|------|-------------------------------------|---------------|----------------------------|--|--|--|
| C203- 60 | 3880 | RTS | | | | | |
| | 3890 | | | | | | |
| | 3900 | ;INSERT / DELETE ROUTINE FOR ARRAYS | | | | | |
| C204- 20 E7 C3 | 3910 | INS_DEL | JSR SAVE_ZP | | | | |
| C207- 20 0F C3 | 3920 | | JSR INPUT | ;READ INSERT/DELETE FLAG | | | |
| C20A- A5 14 | 3930 | | LDA *POKER | | | | |
| C20C- 8D AC C5 | 3940 | | STA SWITCH | ;0=INSERT, 1=DELETE | | | |
| C20F- 20 0F C3 | 3950 | | JSR INPUT | ;READ INSERT/DELETE POSITI | | | |
| C212- A5 14 | 3960 | | LDA *POKER | ;AND SAVE IN | | | |
| C214- 8D 96 C5 | 3970 | | STA PCNT | ;TEMPORARY AREA (PCNT) | | | |
| C217- A5 15 | 3980 | | LDA *POKER+1 | | | | |
| C219- 8D 97 C5 | 3990 | | STA PCNT+1 | | | | |
| C21C- 20 0F C3 | 4000 | | JSR INPUT | ;READ END OF ARRAY COUNT | | | |
| C21F- A5 14 | 4010 | | LDA *POKER | ;AND SAVE IN | | | |
| C221- 8D 98 C5 | 4020 | | STA ECNT | ;TEMPORARY AREA (ECNT) | | | |
| C224- A5 15 | 4030 | | LDA *POKER+1 | | | | |
| C226- 8D 99 C5 | 4040 | | STA ECNT+1 | | | | |
| C229- 20 0F C3 | 4050 | CHECK | JSR INPUT | ;READ ARRAY VARIABLE. | | | |
| C22C- A5 45 | 4060 | | LDA *VARNAM | ;IF THE VARIABLE | | | |
| C22E- C9 5A | 4070 | | CMP #'Z | ;NAME IS ZZ, THEN | | | |
| C230- D0 0A | 4080 | | BNE NOTEND | ;RETURN TO BASIC | | | |
| C232- A5 46 | 4090 | | LDA *VARNAM+1 | | | | |
| C234- C9 5A | 4100 | | CMP #'Z | | | | |
| C236- D0 0A | 4110 | | BNE NOTEND | | | | |
| C238- 20 F3 C3 | 4120 | | JSR REST_ZP | | | | |
| C23B- 60 | 4130 | | RTS | | | | |
| | 4140 | | | | | | |
| C23C- A2 05 | 4150 | NOTEND | LDX #5 | ;CALCULATE LENGTH OF | | | |
| C23E- A9 80 | 4160 | | LDA #S00 | ;ARRAY ITEM. | | | |
| C240- 24 46 | 4170 | | BIT *VARNAM+1 | ;FLOAT = 5 | | | |
| C242- F0 02 | 4180 | | BEQ NEXT22 | ;# = 2 | | | |
| C244- A2 03 | 4190 | | LDX #3 | ;# = 3 | | | |
| C246- 24 45 | 4200 | NEXT22 | BIT *VARNAM | | | | |
| C248- F0 02 | 4210 | | BEQ NEXT33 | | | | |
| C24A- A2 02 | 4220 | | LDX #2 | | | | |
| C24C- 86 5F | 4230 | NEXT33 | STX *LENGTH | ;AND STORE INTO LENGTH | | | |
| C24E- A5 47 | 4240 | | LDA *VARENT | ;STORE ADDRESS OF ZERO | | | |
| C250- 85 5D | 4250 | | STA *PNT2 | ;ARRAY POSITION INTO | | | |
| C252- A5 48 | 4260 | | LDA *VARENT+1 | ;PNT2. | | | |
| C254- 85 5E | 4270 | | STA *PNT2+1 | | | | |
| C256- AD 96 C5 | 4280 | | LDA PCNT | ;RESTORE INSERT/DELETE | | | |
| C259- 85 57 | 4290 | | STA *RCNT | ;POSITION INTO RCNT | | | |
| C25B- AD 97 C5 | 4300 | | LDA PCNT+1 | | | | |
| C25E- 85 58 | 4310 | | STA *RCNT+1 | | | | |
| C260- AD 98 C5 | 4320 | | LDA ECNT | ;RESTORE END OF ARRAY | | | |
| C263- 85 59 | 4330 | | STA *MCNT | ;COUNTER INTO MCNT. | | | |
| C265- AD 99 C5 | 4340 | | LDA ECNT+1 | | | | |
| C268- 85 5A | 4350 | | STA *MCNT+1 | | | | |
| C26A- AD AC C5 | 4360 | | LDA SWITCH | ;IF 0 THEN INSERT. | | | |
| C26D- D0 51 | 4370 | | BNE DELETE | ;IF >0 THEN DELETE. | | | |
| C26F- A6 5F | 4380 | INSERT | LDX *LENGTH | ;LOAD ITEM LENGTH MINUS 1 | | | |
| C271- CA | 4390 | | DEX | | | | |
| C272- 18 | 4400 | LOOP1 | CLC | | | | |
| C273- A5 5D | 4410 | | LDA *PNT2 | | | | |
| C275- 65 59 | 4420 | | ADC *MCNT | ;PNT2 = PNT2 + MCNT*LENGTH | | | |
| C277- 85 5D | 4430 | | STA *PNT2 | ; (LAST OCCURRENCE OF | | | |
| C279- A5 5E | 4440 | | LDA *PNT2+1 | ;TABLE PLUS 1) // | | | |
| C27B- 65 5A | 4450 | | ADC *MCNT+1 | | | | |
| C27D- 85 5E | 4460 | | STA *PNT2+1 | | | | |
| C27F- CA | 4470 | | DEX | | | | |
| C280- 10 F0 | 4480 | | BPL LOOP1 | | | | |
| C282- 38 | 4490 | LOOP2 | SEC | | | | |
| C283- A5 5D | 4500 | | LDA *PNT2 | ;PNT1 POINTS TO | | | |
| C285- E5 5F | 4510 | | SBC *LENGTH | ;PNT2 MINUS LENGTH | | | |
| C287- 85 5B | 4520 | | STA *PNT1 | ; (LAST OCCURRENCE) | | | |
| C289- A5 5E | 4530 | | LDA *PNT2+1 | | | | |
| C28B- E9 00 | 4540 | | SBC #0 | | | | |
| C28D- 85 5C | 4550 | | LDA *PNT1+1 | | | | |
| C28F- A4 5F | 4560 | | LDY *LENGTH | ;LOAD ITEM LENGTH MINUS 1 | | | |
| C291- 88 | 4570 | | DEY | | | | |
| C292- B1 5B | 4580 | LOOP3 | LDA (PNT1),Y | ;MOVE X OCCURRENCE | | | |
| C294- 91 5D | 4590 | | STA (PNT2),Y | ;TO X+1 OCCURRENCE | | | |
| C296- 88 | 4600 | | DEY | | | | |
| C297- 10 F9 | 4610 | | BPL LOOP3 | | | | |
| | 4620 | | | | | | |
| | 4630 | | IFE ROM-4 | | | | |
| | 4640 | | JSR FIX_STR | ;FIX UP LINKBACK POINTER | | | |
| | 4650 | | *** | | | | |
| | 4660 | | | | | | |
| C299- A5 59 | 4670 | | LDA *MCNT | ;SUBTRACT 1 FROM MCNT | | | |
| C29B- D0 02 | 4680 | | BNE NEXT1 | | | | |
| C29D- C6 5A | 4690 | | DEC *MCNT+1 | | | | |
| C29F- C6 59 | 4700 | NEXT1 | DEC *MCNT | | | | |
| C2A1- A5 59 | 4710 | | LDA *MCNT | ;WHEN MCNT EQUALS RCNT | | | |
| C2A3- C5 57 | 4720 | | CMP *RCNT | ;THEN GO TO CHECK | | | |
| C2A5- D0 09 | 4730 | | BNE SUB3 | ;NEXT ARRAY VARIABLE | | | |
| C2A7- A5 5A | 4740 | | LDA *MCNT+1 | | | | |
| C2A9- C5 58 | 4750 | | CMP *RCNT+1 | | | | |
| C2AB- D0 03 | 4760 | | BNE SUB3 | | | | |
| | 4770 | | | | | | |
| | 4780 | | IFE ROM-4 | | | | |
| | 4790 | | JSR ZERO_LINK | | | | |
| | 4800 | | *** | | | | |
| | 4810 | | | | | | |
| C2AD- 4C 29 C2 | 4820 | | JMP CHECK | | | | |
| | 4830 | | | | | | |
| C2B0- 38 | 4840 | SUB3 | SEC | | | | |
| C2B1- A5 5D | 4850 | | LDA *PNT2 | ;SUBTRACT ITEM LENGTH | | | |
| C2B3- E5 5F | 4860 | | SBC *LENGTH | ;FROM PNT2 | | | |
| C2B5- 85 5D | 4870 | | STA *PNT2 | | | | |
| C2B7- A5 5E | 4880 | | LDA *PNT2+1 | | | | |
| C2B9- E9 00 | 4890 | | SBC #0 | | | | |
| C2BB- 85 5E | 4900 | | STA *PNT2+1 | | | | |

(Continued on page 110)

ROCKWELL Microcomputers from Excert, Inc.

• • SPECIALS • •

- A65-1 (1K RAM) \$435
- A65-4 (4K RAM) \$455
- A65-4B,4F (4K, BASIC or FORTH*) \$495
- A65-4AB (4K, BASIC & Assembler) \$525
- A65/40-5000 (32K RAM) \$1250

LANGUAGES for AIM-65® & AIM 65/40

- Assembler \$35
- BASIC ROMs \$65
- FORTH* ROMs \$65

ENCLOSURES & POWER SUPPLIES

- A65-006 \$175
- ENC4A \$115
- ENC5A \$130
- ENC6A \$140

Educational Computer Division EXCERT INCORPORATED

- SALES
- SERVICE
- INSTALLATION
- CONSULTING

P.O. Box 8600
White Bear Lake
Minnesota 55110
(612) 426-4114

RM 65 SERIES

Deduct 5% from list if
ordered with AIM 65® or
AIM 65/40.

REPAIR SERVICE

(out of warranty only)
\$25/hr. plus parts - \$25 min.

SPARE PARTS

are available

CASH DISCOUNT -Deduct 5% for Prepaid Orders

(we pay shipping)

TERMS:

Net 30 from approved Companies & Institutions — otherwise COD.
Shipping will be added to order. Minnesota residents add 6% sales tax.
Prices subject to change without notice.

Authorized Dealers for:

ROCKWELL INTERNATIONAL CORP.,
CUBIT, MTU, FORETHOUGHT PRODUCTS, GORDOS,
SEAWELL, DYNATEM, APPLIED BUSINESS COMPUTER

AIM-65 is a registered trademark of Rockwell International Corp.
*FORTH is a registered trademark of Forth, Inc.



Commodore - 64 Word Processors



SCRIPT 64 EXECUTIVE WORD PROCESSOR

Rated best by COMMODORE. This is the finest word processor available. Features include line and paragraph insertion/deletion, indentation, right and left justification, titles, page numbering, characters per inch, etc. All features are easy to use and understand. With tabs, etc. SCRIPT-64 even includes a dictionary/spelling checker to make sure your spelling is correct. The dictionary is user customizable to any technical words you may use. Furthermore, all paragraphs can be printed in any order so doctors, lawyers, real estate agents, and homeowners will find contract writing and everyday letters a snap. To top things off, there is a 100 page manual and help screens to make learning how to use SCRIPT-64 a snap. This word processor is so complete we can't think of anything it doesn't have. When combined with the complete database you have a powerful mailmerge and label program that lets you customize any mailing list with personalized letters. List \$99.95. Sale \$79.00. (plus postage) Disk Only.

COMPLETE DATA BASE

This is a user friendly database that makes any information easy to store and retrieve. The user defines the fields and then can add change, delete and search for any category he wants. When combined with the SCRIPT-64 Executive Word Processor you can search out any category (zip codes, hair color, etc.) and print super personalized letters. List \$89.00. Sale \$69.00. (plus postage) Disk Only.

TOTAL WORD PROCESSOR PLUS 5 2

This top quality word processor was specially designed for PROTECTO ENTERPRIZES. Features include line and paragraph insert and delete, right and left justification, multiple copies, and line spacing. Extra functions include mailmerge, embedded footnotes, extra user defined character sets, plus a complete label program. List \$69.90. Sale \$56.00. (plus postage) Disk add \$7.00.

QUICK BROWN FOX WORD PROCESSOR

(Cartridge). Nationally advertised all purpose word processor that uses menu control to let you manipulate your text. Includes the features most often asked for including right and left justification, wordwrap, and more. List \$69.00. Sale \$59.00. (plus postage).

- LOWEST PRICES • 15 DAY FREE TRIAL • 90 DAY FREE REPLACEMENT WARRANTY
- BEST SERVICE IN U.S.A. • ONE DAY EXPRESS MAIL • OVER 500 PROGRAMS • FREE CATALOGS

WE SHIP C.O.D. HONOR VISA AND MASTER CHARGE
ADD \$3.00 SHIPPING FOR C.O.D. ADD \$2.00 MORE
SPECIAL SERVICES:
One Day — Express Mail add \$10.00

PROTECTO
ENTERPRIZES (WE LOVE OUR CUSTOMERS)
BOX 550, BARRINGTON, ILLINOIS 60010
Phone 312/382-5244 to order

ROM Utility (continued)

```

C2BD- 4C 82 C2 4910      JMP LOOP2
                        4920
C2C0- A6 5F      4930 DELETE LDX *LENGTH      ;PNT2 POINTS TO DELETE
C2C2- CA        4940      DEX
C2C3- 18        4950 LOOP4      CLC
C2C4- A5 5D      4960      LDA *PNT2      ;PNT2 POINTS TO ITEM
C2C6- 65 57      4970      ADC *RCNT      ;TO BE DELETED
C2C8- 85 5D      4980      STA *PNT2
C2CA- A5 5E      4990      LDA *PNT2+1
C2CC- 65 58      5000      ADC *RCNT+1
C2CE- 85 5E      5010      STA *PNT2+1
C2D0- CA        5020      DEX
C2D1- 10 F0     5030      BPL LOOP4
C2D3- 18        5040 LOOP5      CLC
C2D4- A5 5D      5050      LDA *PNT2      ;PNT1 POINTS TO
C2D6- 65 5F      5060      ADC *LENGTH      ;THE ARRAY ITEM
C2D8- 85 58      5070      STA *PNT1      ;ONE HIGHER THAN PNT2
C2DA- A5 5E      5080      LDA *PNT2+1
C2DC- 69 00     5090      ADC #0
C2DE- 85 5C      5100      STA *PNT1+1
C2E0- A4 5F      5110      LDY *LENGTH      ;LOAD ITEM LENGTH MINUS 1
C2E2- 88        5120      DEY
C2E3- B1 5B     5130 LOOP6      LDA (PNT1),Y      ;MOVE X+1 OCCURANCE
C2E5- 91 5D     5140      STA (PNT2),Y      ;TO X OCCURANCE
C2E7- 88        5150      DEY
C2E8- 10 F9     5160      BPL LOOP6
                        5170
                        5180      IFE ROM-4
                        5190      JSR FIX_STR      ;FIX LINKBACK POINTER
                        ***
                        5200
                        5210
C2EA- E6 57      5220      INC *RCNT      ;ADD 1 TO RCNT
C2EC- D0 02     5230      BNE NEXT2
C2EE- E6 58      5240      INC *RCNT+1
C2F0- A5 59      5250 NEXT2      LDA *RCNT      ;WHEN RCNT EQUALS RCNT
C2F2- C5 57      5260      CMP *RCNT      ;THEN GO TO CHECK
C2F4- D0 09     5270      BNE ADD3      ;NEXT ARRAY VARIABLE
C2F6- A5 5A      5280      LDA *RCNT+1
C2F8- C5 58      5290      CMP *RCNT+1
C2FA- D0 03     5300      BNE ADD3
                        5310
                        5320      IFE ROM-4
                        5330      JSR ZERO_LINK
                        ***
                        5340
                        5350
C2FC- 4C 29 C2 5360      JMP CHECK
                        5370
C2FF- 18        5380 ADD3      CLC
C300- A5 5D      5390      LDA *PNT2      ;ADD ITEM LENGTH
C302- 65 5F      5400      ADC *LENGTH      ;TO PNT2
C304- 85 5D      5410      STA *PNT2
C306- A5 5E      5420      LDA *PNT2+1
C308- 69 00     5430      ADC #0

```

```

C30A- 85 5E      5440      STA *PNT2+1
C30C- 4C D3 C2 5450      JMP LOOP5
                        5460
                        5470      IFE ROM-4
                        5480      LDA *LENGTH      ;BYPASS IF NOT STRING AREA
                        5490      CMP #3
                        5500      BNE FIX_EXIT
                        5510      LDY #0
                        5520      LDA (PNT2),Y      ;GET LENGTH
                        5530      BEQ FIX_EXIT      ;EXIT IF ZERO
                        5540      STA *FLEN      ;SAVE IT
                        5550      INY
                        5560      LDA (PNT2),Y
                        5570      STA *FSTR      ;SAVE ADDRESS OF STRING
                        5580      INY
                        5590      LDA (PNT2),Y
                        5600      STA *FSTR+1
                        5610      CMP *VARTAB+1      ;CHECK WITH TOP OF BASIC
                        5620      BCC FIX_EXIT      ;STRING WITHIN BASIC
                        5630      BEQ FIX_EQ
                        5640      BCS FIX_NEXT      ;WITHIN STRING AREA
                        5650      LDA *FSTR
                        5660      CMP *VARTAB
                        5670      BCC FIX_EXIT      ;WITHIN BASIC
                        5680
                        5690      FIX_NEXT      LDY *FLEN
                        5700      LDA *PNT2
                        5710      STA (FSTR),Y
                        5720      INY
                        5730      LDA *PNT2+1
                        5740      STA (FSTR),Y
                        5750      FIX_EXIT      RTS
                        5760
                        5770      ZERO_LINK      LDA *LENGTH
                        5780      CMP #3
                        5790      BNE FIX_EXIT
                        5800      LDY #0
                        5810      LDA #0
                        5820      STA (PNT1),Y
                        5830      INY
                        5840      STA (PNT1),Y
                        5850      INY
                        5860      STA (PNT1),Y
                        5870      RTS
                        ***
                        5880
                        5890
C30E- 20 FD AE 5900 INPUT      JSR CHKCOM      ;CHECK FOR COMMA
C312- 20 A4 AD 5910      JSR FRMVL      ;INPUT & EVALUATE EXPRESSI
C315- 20 F7 B7 5920      JSR GETADR      ;CONVERT FLOAT TO FIXED

```

(continued)

SYM®

THE SYSTEM

AIM®

DUAL ACIA BOARD

Essential for telecommunications. Two independent full duplex RS232 channels. Uses 6551 ACIAs. Crystal-driven TTL clock. Supports TTL level or RS232C (+/-12v). Supports all standard baud rates to 19,200. Can support interrupt-driven I/O. Demonstration source code provided.

COM-1

\$139



REAL-TIME CLOCK/CALENDAR

Demonstration software with source and data sheet. Uses the OKI MSM5832. Provision for user-supplied battery backup. On board crystal for accurate timekeeping. CMOS circuitry - Low power Year, month, date, day-of-week, hours, minutes & seconds! 12/24 hour - Leap Year correction 4 interrupt rates available.

CLK-1

\$60

I/O EXPANSION BOARD

For microcomputers that use 6522 VIAs for I/O and do not provide full address decoding on board. This board has physical space for four additional 6522 VIAs, and provides additional decoding for a total of 16 devices. Two versions of this board are available. The I/OX-122 models above, and directly plugs into, an on-board 6522 socket, and relocates the original VIA to the expansion board. Where there are space limitations, the I/OX-222 uses a dip header and an 8" cable for remote installation.

I/OX-122 \$60

I/OX-222 \$72

EPROM PROGRAMMER

Particular combination of hardware and software (machine language) used results in VERY LOW programming overhead. Flexible design; supports future EPROM designs. Will program EPROMS up to 256K bits (32K bytes).

Programs all these EPROMS:


2508, 2516, 2532, 2564, 2758A, 2758B, 2716, 27C16, 2732, 2732A, 27C32, 2764, 27C64, 27128, MCM68764

All personality modules INCLUDED.

Menu driven program for easy operation.

PRG-1

\$250



32K CMOS STATIC RAM BOARD

Models MB-132/32K, \$299
/16K \$241./8K \$197

Features:

- 200ns Low Power CMOS, STATIC RAM
- Extends your expansion connector
- Plug compatible with 2716 EPROMS
- First 8K are jumper selectable
- Entire board may be bench-switched

All boards feature G-10 glass/epoxy, solder mask, and gold plated connectors. All boards carry a full 1-year limited warranty. When ordering specify SYM or AIM version; add S & H in U.S. and Canada \$2.50, overseas \$4.00 (US). Calif. residents add sales tax.



ALTERNATIVE
ENERGY
PRODUCTS

Dealer and Distributor Inquires Invited.

P.O. Box 1019 • Whittier, CA 90609

(213) 941-1383

ROM Utility (continued)

```

C318- 60      5930      RTS
              5940
              5950 ;STOP KEY ENABLE AND DISABLE ROUTINES
C319- 20 EA FF 5960 STOP JSR CLOCK_UPDT
C31C- A9 FF   5970      LDA #SFF
C31E- 85 91   5980      STA *STKEY

C320- 4C 34 EA 5990      JMP HARD_INT
              6000

C323- 78      6010 DISABLE SEI
C324- A9 19   6020      LDA #L,STOP
C326- 8D 14 03 6030      STA CINV

C329- A9 C3   6040      LDA #H,STOP
C32B- 8D 15 03 6050      STA CINV+1
C32E- 58      6060      CLI
C32F- 60      6070      RTS
              6080

C330- 78      6090 ENABLE SEI
C331- AD 12 C0 6100      LDA VEC_SAVE
C334- 8D 14 03 6110      STA CINV
C337- AD 13 C0 6120      LDA VEC_SAVE+1
C33A- 8D 15 03 6130      STA CINV+1

C33D- 58      6140      CLI
C33E- 60      6150      RTS
              6160

C33F- 78      6170 EN_LOAD SEI
C340- AD 12 C0 6180      LDA VEC_SAVE
C343- 18      6190      CLC
C344- 69 03   6200      ADC #3
C346- 8D 14 03 6210      STA CINV
C349- AD 13 C0 6220      LDA VEC_SAVE+1
C34C- 8D 15 03 6230      STA CINV+1
C34F- 58      6240      CLI
C350- 60      6250      RTS
              6260

C351- A0 00   6270 ;NULL THE STRING BEING USED
C353- B1 5A   6280 NULL_STR LDY #0
C355- 85 5C   6290      LDA (HADR),Y
C357- F0 23   6300      STA *LENGTH
C359- C8      6310      BEQ NULL_EXIT
C35A- B1 5A   6320      INY
C35C- 85 5F   6330      LDA (HADR),Y
C35E- C8      6340      STA *SADR
              6350      INY

C35F- B1 5A   6360      LDA (HADR),Y
C361- 85 60   6370      STA *SADR+1
C363- C5 32   6380      CMP *STREND+1
C365- 90 15   6390      BCC NULL_EXIT
C367- F0 02   6400      BEQ NULL_EQ
C369- B0 06   6410      BCS NULL_OK
C36B- A5 5F   6420 NULL_BQ LDA *SADR
C36D- C5 31   6430      CMP *STREND
C36F- 90 0B   6440      BCC NULL_EXIT
C371- A4 5C   6450 NULL_OK LDY *LENGTH
C373- A5 5C   6460      LDA *LENGTH
C375- 91 5F   6470      STA (SADR),Y
C377- C8      6480      INY
C378- A9 FF   6490      LDA #SFF
C37A- 91 5F   6500      STA (SADR),Y
C37C- 60      6510 NULL_EXIT RTS
              6520

C37D- 20 0F C3 6530 ;ROUTINE TO MODIFY STRING DATA
C380- A5 14   6540 STR_MOD JSR INPUT
C382- 48      6550      LDA #POKER
C383- D0 01   6560      PHA
C385- 60      6570      BNE ST2
C386- C9 03   6580 ST1 RTS
C388- B0 FB   6590 ST2 CMP #3
C38A- 20 0F C3 6600      BCS ST1
C38D- A0 00   6610 JSR INPUT
C38F- B1 47   6620 LDY #0
C391- 85 5C   6630 LDA (VAREPT),Y
C393- C8      6640      STA *LENGTH
C394- B1 47   6650      INY
C396- 85 5A   6660      LDA (VAREPT),Y
C398- C8      6670      STA *HADR
              6680      INY
C399- B1 47   6690      LDA (VAREPT),Y
C39B- 85 5B   6700      STA *HADR+1
C39D- 68      6710      PLA
C39E- C9 02   6720      CMP #2
C3A0- F0 2B   6730      BEQ OPTION_2
C3A2- A4 5C   6740 OPTION_1 LDY *LENGTH
C3A4- 00 26   6750      BEQ STR_EXIT
C3A6- 88      6760 OP1_LOOP1 DEY
C3A7- C0 FF   6770      CPY #SFF
C3A9- F0 21   6780      BEQ STR_EXIT
C3AB- B1 5A   6790      LDA (HADR),Y
C3AD- C9 41   6800      CMP #65
C3AF- 90 0C   6810      BCC OP1_NEXT1
C3B1- C9 5B   6820      CMP #91
C3B3- B0 08   6830      BCS OP1_NEXT1
C3B5- 18      6840      CLC
C3B6- 69 20   6850      ADC #S20
C3B8- 91 5A   6860      STA (HADR),Y
C3BA- 4C A6 C3 6870      JMP OP1_LOOP1
              6880

C3BD- C9 C1   6890 OP1_NEXT1 CMP #193
C3BF- 90 E5   6900      BCC OP1_LOOP1
C3C1- C9 DB   6910      CMP #219
C3C3- B0 E1   6920      BCS OP1_LOOP1
C3C5- 29 7F   6930      AND #S7F

C3C7- 91 5A   6940      STA (HADR),Y
C3C9- 4C A6 C3 6950      JMP OP1_LOOP1
C3CC- 60      6960 STR_EXIT RTS
              6970

C3CD- A4 5C   6980 OPTION_2 LDY *LENGTH

```

```


C3CF- F0 FB   6990      BEQ STR_EXIT
C3D1- 88      7000 OP2_LOOP1 DEY
C3D2- C0 FF   7010      CPY #SFF
C3D4- F0 F6   7020      BEQ STR_EXIT
C3D6- B1 5A   7030      LDA (HADR),Y
C3D8- C9 41   7040      CMP #65
C3DA- 90 F5   7050      BCC OP2_LOOP1
C3DC- C9 58   7060      CMP #91
C3DE- B0 F1   7070      BCS OP2_LOOP1
C3E0- 89 80   7080      ORA #S80
C3E2- 91 5A   7090      STA (HADR),Y
C3E4- 4C D1 C3 7100      JMP OP2_LOOP1
              7110
              7120 SAVE_ZP
              7130
              7140
              7150      IFE ROM-4
              7160      LDA *BENNETT
              7170      STA ZP_0F
              7180      ***
              7190
C3E7- A0 10   7200      LDY #16
              7210
C3E9- B9 53 00 7220 SV_LOOP1 LDA FOUR6,Y
C3EC- 99 9B C5 7230      STA ZP_50,Y
C3EF- 88      7240      DEY
C3F0- 10 F7   7250      BPL SV_LOOP1
C3F2- 60      7260      RTS
              7270 REST_ZP
              7280
              7290
              7300      IFE ROM-4
              7310      LDA ZP_0F
              7320      STA *BENNETT
              7330      ***
              7340
C3F3- A0 10   7350 RS_LOOP1 LDY #16
C3F5- B9 9B C5 7360      LDA ZP_50,Y
C3F8- 99 53 00 7370      STA FOUR6,Y
C3FB- 88      7380      DEY
C3FC- 10 F7   7390      BPL RS_LOOP1
C3FE- 60      7400      RTS
              7410      .EN

END OF MAE PASS!

```



Commodore 64™ & Apple II™ Assembly Language Debugger



If you are developing software for the Commodore 64 or Apple II or are interested in assembly language programming, you needed this finely-crafted aid "yesterday." All the features you'd expect in an advanced debugger are included - step, breakpoints, windowing, super-complex conditional breaks, symbolic debugging, patch, show prior 128 steps, and compiled BASIC-like language. Supplied complete with a detailed instruction manual. A new data sheet is available on request.

- PTD-6510 Debugger for Commodore 64 \$65.10
- PTD-6502 Debugger for Apple II and IIe \$49.95
- Manual (only) for above, each \$10.00
- DisKit 64 Fast single disk copy
- (+utilities) for Commodore 64 \$75.00

*PTD-6510 (Commodore) requires 1541 disk drive.
PTD-6502 (Apple) requires DOS 3.3, 48K.



PTERODACTYL SOFTWARE™

200 Bolinas Road #27, P.O. Box 538
Fairfax, CA 94930 (415) 485-0714

GRANITE COMPUTER SYSTEMS

THE DISASSEMBLER FAMILY

Source listings identical with TSC 6809 EDITOR - User symbol tables - Local and global labels and expressions - Occurrence numbered local labels - Easy identification of Data Areas - FCB - FDB - FCC - Step (optional) disassembly one program or data statement at a time - Source code disc or tape for TSC EDITOR input - Run TSC ASSEMBLER with no or minimal editing Monitor and FLEXTM references are named - Equate table for all external references - Problem codes flagged (6800 & 6502)

Convenient menu driven options carry out tedious error prone disassembly operations - rapidly and accurately.

6809 to 6809 DISASSEMBLER \$75.00
6800 to 6809 DISASSEMBLER \$75.00
6502 to 6809 DISASSEMBLER \$75.00

TEXTWRITER II - A complete Text Processor to use with the TSC TEXT EDITOR - The two programs run as one - All features you expect in a full text editing and processing system - (For example: Embed print control characters) - Menu driven
Disk only \$75.00

TEXTWRITER I - A basic Text Processor program to use with the TSC TEXT EDITOR - with most of the features of TEXTWRITER II Specifically for tape systems
Cassette only \$50.00

EPROMMER - Use with the SWTPC MP-R Programmer \$40.00

FILEMANAGER - Use with the JPC TC-3 high speed I/O board - comprehensive cassette oriented operating system. \$40.00

All efficient - well documented - and - VERY FRIENDLY
Run on any SS50 6809 with No or Minimal changes - Provided Object (Binary) programs on 5 & 8 FLEXTM discs or KC cassette Inquire about Color Computer availability - Non-FLEX

FLEXTM is a trademark of Technical Systems Consultants, Inc.

GRANITE COMPUTER SYSTEMS

Route 2 Box 445
Hillsboro, NH 03244
M/C VISA (603)464-3850

DISK FILE MANAGER

A superb disk utility giving you ease of control over your disk files.

FEATURES INCLUDE:

- DOS Commands (load, run, lock, rename, etc.).
- May be used as Hello program.
- Restore a deleted file.
- Sort catalog files with optional write to disk.
- Copier program copies files and selected tracks.
- Increase disk storage capacity by freeing unused sectors - including the 36th track.*
- Commands executed with only a few keystrokes.
- Fully documented.

\$27.50

*Some drives cannot use the 36th track.



\$25.00

BIBLE MOUNTAIN

A fun and exciting Bible educational game!

- For 2 to 20 players.
- Fully documented.

SEND CHECK OR MONEY ORDER TO:

J&M SOFTWARE

P.O. Box 2132
Athens, Texas 75751
(214) 675-8479

(Texas residents add 5% Sales tax)
(Add \$1.50 for shipping and handling charges)
Programs for 48K APPLE II* and D O S 3.3 with disk drive
*APPLE is a registered trademark of Apple Computer, Inc.

Commodore Addresses (cont)

Midwest Micro Associates
P.O. Box 6148
Kansas City, MO
64110

Micro Technology Unlimited
P.O. Box 12106
2806 Hillsborough
Raleigh, NC
27605

MWS Electronics
P.O. Box 418
Pocomoke, MD
21851

Palo Alto Integrated Circ. Syst.
Nestar Systems, Inc.
430 Sherman Avenue
Palo Alto, CA
94306

Performance Micro Products
770 Dedham Street, S-2
Canton, MA
02021

Pixell Software
6595 W. Mississippi Rd.
Lakewood, CO
80226

Powerbyte Software
2 Chipley Run
West Berlin, NJ
08091

Precision Software Ltd.
4 Park Terrace
Worcester Park
Surrey, England
KT4 7JZ

Precision Technology, Inc.
Computer Products Division
P.O. Box 15454
Salt Lake City, UT
84115

Professional Software
51 Fremont Street
Needham, MA
02194

Professional Micro Service
100 W. 22nd St., POB 7268
Baltimore, MD
21218

Programmer's Institute
P.O. Box 3470
Chapel Hill, NC
27514

Pro-Line
755 The Queensway East 8
Mississauga, Ontario
Canada
L4Y 4C5

Quality Computer
801 S. Victoria Suite 105
Ventura, CA
93003

Quantum Data, Inc.
14252 Culver Dr. Ste. A, 285
Irvine, CA
92714

Quick Brown Fox
548 Broadway
New York, NY
10012

Richvale Telecommunications
10610 Bayview Avenue
Richmond Hill, Ontario
Canada
L4C 3N8

Skyles Electric Works
231G South Whisman Road
Mountain View, CA
94041

Small Systems Engineering
1056 Elwell Court
Palo Alto, CA
94303

Soft-Aware
P.O. Box 725
Glendora, CA
91740

Spellmaster Systems Software
1400 66th St. North Suite 485
St. Petersburg, FL
33710

Susie Software
709 Wilshire Drive
Mt. Prospect, IL
60056

Tamarack Software
(formerly Dr. Daley)
Darby, MT
59829

TOTL Software Inc.
1555 Third Avenue
Walnut Creek, CA
94596

Type Thrift
Shelburne, Ontario
Canada
L0N 1S0

United Microware Industries
3503-C Temple Avenue
Pomona, CA
91768

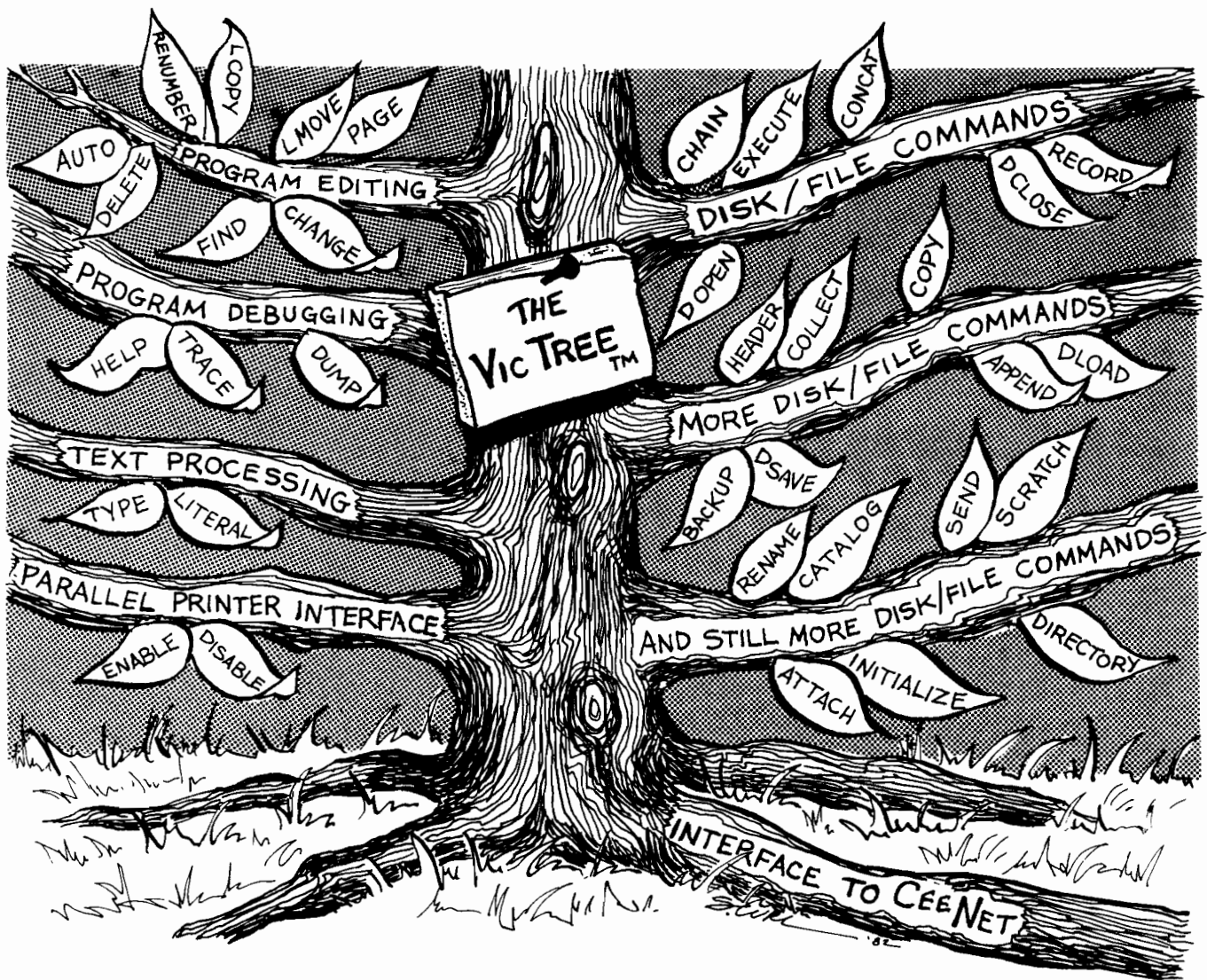
VisiCorp
2895 Zanker Road
San Jose, CA
95134

Voice World
13055 Via Esperia
Del Mar, CA
92014

Wilserv Industries
P.O. Box 456
Bellmawr, NJ
08031

World Electronics
177 27th Street
Brooklyn, NY
11232

Skyles Electric Works Presents



The VicTree™

- ...Leaves your new Vic (or CBM 64) with 42 additional commands.
- ...Branches out to most BASIC 4.0 programs.
- ...Roots into most printers.

New from Skyles: the VicTree, a coordinated hardware and software package that allows your Vic to branch out in unbelievable directions and makes it easier than ever to do BASIC programming, debugging and to access your disk. And the new VicTree provides routines to interface the Vic to the powerful CeeNet local network. 8kb of ROM—4kb for the BASIC commands, 4kb for disk commands and interfacing to CeeNet—plus 4kb of RAM for miscellaneous storage. Perfect not only for the new Vic but also for the Commodore 64. Unbelievably simple to use and to install, the VicTree gives you all the additional BASIC 4.0 commands to allow most BASIC 4.0 programs to work on your new Vic or CBM 64.

Now only \$89.95...or \$109.95 complete with Centronics standard printer cable. (Cable alone \$29.95.) Available now from your local dealer or order through your Visa or MasterCard toll free: (800) 227-9998 (California, Canada, Alaska, Hawaii: (415) 965-1735) or send check or money order directly to:



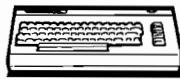
Skyles Electric Works

231E South Whisman Road
Mountain View, CA 94041
(415) 965-1735

COMMANDER

THE MONTHLY JOURNAL FOR
COMMODORE COMPUTER USERS

SUPER PET



VIC-20

PET/CBM



GET YOUR MONEY'S WORTH

You've probably made a sizeable investment in your computer equipment. **COMMANDER** can help you make the most of it.

Each issue brings you the *no-nonsense* advice you need to stay on the leading edge of this constantly changing field. **COMMANDER** will be your reference to the world of computers... with the best, most comprehensive coverage you can get!!



Subscribe now and take advantage of our limited offer of \$4 off the one year subscription.

1 YR. U.S. \$22 2 YR. U.S. \$40 3 YR. U.S. \$58
*(Prices do not include \$4 Discount) Prices in U.S. Funds
Washington residents please add 7.8% sales tax*

—Subscription Orders Only—
Toll Free Number: 1-800-426-1830
(except WA, HI, AK)

COMMANDER
P.O. BOX 98827
TACOMA, WASHINGTON 98498
(206) 584-6757

EAZY/SCREENS

FOR THE COMMODORE 64

A SCREEN DEVELOPMENT SYSTEM

EAZY/SCREENS ESTABLISHES AN ENVIRONMENT THAT ALLOWS YOU TO CREATE AND USE SOPHISTICATED SCREEN FORMATS SIMILAR TO THOSE USED ON IBM MAIN FRAMES. TO ACCOMPLISH THIS, **EAZY/SCREENS** USES THE FOLLOWING COMPONENTS:

INTERACTIVE SCREEN DESIGNER - ENABLES YOU TO DEVELOP YOUR SCREEN DIRECTLY ON A MONITOR, DEFINING: HEADINGS, NUMERIC VARIABLES, ALPHANUMERIC VARIABLES, PROTECTED VARIABLES, COLOR DEFINITIONS, REVERSE VIDEO.

SCREEN MANAGER - INCORPORATES LOGIC TO HANDLE ALL SCREEN PROCESSING. YOUR CODE COMMUNICATES TO THE MANAGEMENT ROUTINES BY ISSUING SIMPLE REQUESTS (VIA GOSUBS) TO LOAD SCREEN DEFINITIONS, OUTPUT SCREENS AND INPUT VARIABLES. FEATURES INCLUDE: FIELD ENTRY/UPDATE, TABBING TO NEXT/PRIOR FIELD, INSERT/DELETE CHARACTERS, ERASE FIELD, NUMERIC CHECKING, CURSOR OVERRIDE, MULTIPLE SCREENS SUPPORTED.

EAZY/SCREENS REQUIRES A 1541 DISK DRIVE (DOCUMENTATION INCLUDED).

TO ORDER, SEND CHECK OR MONEY ORDER FOR \$54.95 PLUS \$2.00 SHIPPING TO:

LORIS DATA CORPORATION
(MICRO SOFTWARE DIVISION)
401 BROADWAY
NEW YORK, NY 10013
(212) 431-9586

*COMMODORE 64® is a trademark of COMMODORE

INTERSTELLAR DRIVE™

A SOLID STATE DISK EMULATOR



Save valuable time!
5 to 50 times faster
performance than floppy disks
and Winchester drives

PION'S INTERSTELLAR DRIVE is designed for use with a family of interfaces and software packages. Currently available are interfaces for IBM, S100, TRS80, Apple, SS50, and most Z80 uP, and software for most popular operating systems. Additional interfaces are continually being developed for the most popular computers.

SAVE MONEY!
Increase your
computer's productivity

The INTERSTELLAR DRIVE is a high performance data storage subsystem with independent power supply, battery backup, and error detection. It has 256KB to 1 Megabyte of solid state memory integrated to perform with your operating system.

Basic Price for 256KB unit (Includes interface and software)
\$1095. plus tax (where applicable) and shipping
Visa and Master Card accepted.



PION, INC. Tel. (617) 923-8009
101R Walnut St., Watertown, MA 02172

TRS80 trademark of Tandy Corp. Apple trademark of Apple Computers
Interstellar Drive trademark of PION, Inc.



by John Steiner

This month I have expanded my column to include information about Rainbowfest, the Color Computer's first national show. Since the topic for this month is word processing, I have a few comments on using the CoCo as a word processor, which is something I have done for over two years. Before getting started with the new agenda, however, I have some old business that concerns upgrading to 64K.

64K Upgrade

Last month I described how to convert a 16K D board to 64K. This month I describe how to convert the E and F boards. The upgrades are easy to do, and with 4164 ICs at less than \$1.00 a byte there is little excuse not to upgrade. Remember, if you break the seal on the bottom center screw you will void your Radio Shack warranty; you may want to wait the 90 days before upgrading. The E board upgrade is easy compared to the D board modification since the E board is already designed to accept 4164. If you have a 16K computer, remove capacitors C61, C31, C64, C35, C67, C45, C70, and C48. Move the jumper between U8 and U4 to the 32K position. Move the jumper near C44 and the ROM port to the 16K/32K position. Next, move the three jumpers located by the keyboard connector to the 32K position and use a wire-wrap tool to jumper the stakes next to U29 to be in the LOW position. Connect the two stakes to the left of C44 together. If you were to install the 64K chips at this point, you would have a standard 32K Radio Shack computer. The 1.1 ROM required with the D board is already in place on the E board.

If you have a 32K computer, you can start the modification at this point. Remove IC U29 and bend pins 4, 5, and 6 straight up. Do not flex these pins too much as they may break. Be sure that they are bent straight enough so that they won't touch the metal RF shield to the left of the IC when it is reinstalled. Connect pin 6 of U29 to pin 8 of U29. Solder only to the very top of pin 8 as it must be reinserted in the socket. Be careful not to drip solder onto the lower part of the IC pin. Reinsert the IC into its socket being careful not to bend any pins underneath the IC.

In a similar fashion, remove IC U11 and bend pin 5 straight up. Reinstall it in the socket. Next connect pin 4 of U29 to pin 5 of U11, and pin 5 of U29 to TP1. This completes the modification.

Install the 4164 ICs in sockets U20-U27. If you have a 32K machine it will already have these chips. However, since Tandy did not expect to use the upper bank of RAM, they bought mediocre 32K chips. You can replace all of these chips or run a memory diagnostic to test the upper bank. You will need to replace only the chips that indicate bad cells. Most of the conversions I have seen required the replacement of only two or three ICs. This finishes the upgrade.

If you have a new F board, the project is really simple. The 32K F board will access 64K just by calling MAP type

1. If you have a 16K computer, remove the shield from around the RAM chips. The F board is identified by the fact that the shield does not cover the 6809, VDG, PIAs, or ROMs. To remove the shield, reach under the computer circuit board. You will find tabs bent under the board attached to the shield. Bend the tabs to a vertical position and lift off the shield. Remove capacitors C58, C60, C62, C64, C66, C68, C70, and C72. Move two jumpers to the left of U21 and one jumper above U28 down to the 64K position. Install a jumper of wire-wrap wire between the two stakes at the left of U17; then install the 64K chips.

Many programs are now supporting a check for 64K capacity and more are being introduced daily. You don't need Flex to use the extra RAM anymore. My thanks to Bob Rosen of Spectrum Projects for providing upgrade instructions and allowing me to pass them along. Yes, Bob does have 64K RAM chips and installation instructions available. The latest price I've seen for 4164's is \$49.95 each.

Next month I will have a program listing that will call and use the 64K memory map and provide a simple memory test of upper RAM.

CoCo as a Word Processor

One question I often get asked is "How can you possibly use that cheap keyboard for any serious work?" The answer is "Quite well!" Although the keyboard is probably the largest objection to CoCo as a word processor, it is easy for me to use. With the short keystroke required, I can type over 70 WPM accurately, something I can't begin to do on an Apple keyboard. If you must have a "professional" board, you can install one of several add-on replacement boards. Probably the nicest keyboard I've seen is from Mark Data Products. It costs \$69.95 and has the same layout as the original CoCo board. Others, including one from Macrotron Company, have user-definable function keys. I haven't tried either of these boards.

A more difficult problem with using CoCo as a word processor is its relatively small screen display, which allows only 32 characters by 16 lines. For occasional work it is tolerable, and there are several solutions.

One advantage of using a word processor is that you can see the text as it might look on the printed page. There are two ways of implementing this on the commercial word processors I have seen for CoCo. Disk and ROM *Scripts* and Nelson's original *Color Writer* use a window to look at the text. The programs scroll the text past the screen horizontally and vertically. I have never used *Color Writer*, but I have used both Disk and ROM *Scripts*. *Telewriter* and the latest *Color Writer* use a high-resolution graphics screen to provide up to 85 characters by 24 lines on screen. The disadvantages of this method are that you must use a monitor (and modify CoCo to accept one), and the extra memory required for a large graphics screen is taken from the available text buffer.

(Continued on next page)

CoCo Bits *(continued)*

One advantage of the graphics screen is the ability to have actual lower-case letters on the screen display (which overcomes a major objection to CoCo's reverse video representation of lower-case letters). Disk *Scipsit* uses a graphics screen to display lower-case letters but continues to use the 32 × 16 display window; the memory penalty you pay is approximately 6K of buffer space.

While on the subject of graphics display, if you have a 32K upgrade that just piggy-backs 4116 RAMs to the top of the existing 16K RAMs, you will not be able to use Disk *Scipsit*'s graphics display. The computer cannot access the upper 16K as graphics memory, which it must do in this program. Adding a lower-case hardware modification is useful when using *Scipsit*. The lower-case modification board from Micro-Technical Products is an excellent accessory for anyone using *Scipsit*. With this board you can have upper/lower case and the extra 6K buffer.

Since I got my CoCo, I've used four word processors: a home brew, *Color Scribe*, ROM and Disk *Scipsit*, and *Telewriter*. Here I discuss some of the things I like and dislike about each of the commercial programs. Hopefully you can use the information to make a decision as to which processor might be best for you.

Color Scribe

Color Scribe from Computerware has the best and most versatile text formatter. It can handle files larger than RAM memory, change print formats from within the text, right and left justify, etc. The major reason I don't use it often is because it has a line-oriented editor. Each line must be no longer than 127 characters and must be terminated with a carriage return. The program is disk oriented and handles files well, but I can't get used to the editor.

Disk and ROM Scipsit

Disk and ROM *Scipsit* from Tandy are similar, but the disk version is more powerful. The program is document oriented with text entry a continuous process. Formatting is its weakest point. Text cannot be reformatted from within a print; left and right justify at the same time are not allowed. The disk version does allow some simple formatting codes such as underline commands and font commands to the printer.

A powerful printing capacity in the disk version is the built-in software spooler. You have the option of printing a file to the disk and then sending the file from disk to printer. The printer will receive data from the disk and you can continue editing, saving or loading another file, or working on a new file.

Editing with *Scipsit* is easy. Characters are deleted by typing over them. If you want to insert characters in a line, you must specify an insert mode. The screen display lets you see the entire page, but you have to use the arrow keys to move around the page.

Scipsit is relatively slow. I don't enjoy using it because I can type fast enough to fill its 32-character type-ahead buffer. I don't have audio on my monitor so I do not hear the beep in the speaker that warns me the buffer is full. Consequently I miss characters. This problem is noticeable only if you are a fast typist. The program slows even more if you are printing from the spooler or using the graphics display. A disk with *Scipsit* on it must reside in drive zero whenever you are editing.

Telewriter by Cognitec

I have used *Telewriter 2.0* and am currently writing this using *Telewriter 64*. The processor is document oriented, but the newest version contains a page-finder feature. This allows you to find out where the pages break and change text so that one line of a new paragraph is not at the bottom of a page or one line of an old paragraph at the top of a new page. The latest version allows right and left justification of text and ASCII or binary files. Using the original version with a spelling checker is difficult due to its binary file format.

When entering text, you are always in the insert mode. When you type, text is inserted at the cursor. If you are inserting in a line, you must realign the text with a control command. The normal 51 × 24 screen display is readable even on a TV. On a monitor it is excellent. I often use the 64 × 24 mode on the monitor, though it is a little hard to read. The 85-character mode could be used for entry but is better used just to check for hyphenation, paragraph formatting, and page breaks.

The printer routine contains drivers for all types of printers, but the Epson driver is excellent, allowing any print font, underlining, and selectable baud rates.

Telewriter's bad points are, to me, just picky annoyances. The page-numbering routine doesn't reset after a print, and I often find multiple prints having large page numbers. The disk version I/O routines must always be accessed through a BASIC program, which seems to take unnecessary time. Formatting is excellent, but headers always print on the top of the page following the last page of text, causing wasted paper. You cannot move a block of text in one step; instead, you must copy the block to its new position and then delete the block in the first position. My last gripe is that you cannot have a light character on a dark screen. Letters are displayed black on a white (or green) background.

As you can probably tell, my favorite is *Telewriter 64*. It does a good job, even with its faults. When coupled with an Epson printer, its power is surprising for a word processor that costs well under \$100.00.

All in all, for the occasional word-processing task, don't sell CoCo short. Yes, there may be better word-processing computers on the market, and better software, but I'll bet that they don't sell for \$299.00. All three of the software processors above sell for less than \$70.00 each.



Rainbowfest

The weekend of April 22 through 24 I attended Rainbowfest, a national Color Computer show sponsored by Rainbow magazine, at the Hyatt Regency Woodfield in Schaumburg, Illinois. Judging from the crowds, Rainbowfest will probably become an annual event.

I don't know of many people associated with CoCo who weren't there. The exhibits and seminars were top notch and the major complaint was that there was not enough room for people to view the exhibits. As I cannot begin to describe everything that went on, I will limit the discussion to newly introduced products and to topics covered in the seminars. Addresses of the companies mentioned can be found at the end of the column.

I saw (and heard) several voice synthesizers designed to interface with the ROM port. All of them use the popular Vo-Trax synthesis chip. One that particularly caught my attention was *ColorSpeak* by Bumblebee Software.

J&M Systems displayed a new disk controller for CoCo. This controller, totally compatible with RS DOS, contains no pots or alignment adjustments. It comes with gold-plated edge connectors standard. J&M sells several compatible drive units in attractive light-colored cases.

While on the topic of disk systems, Amdek had their new 3 1/2" micro disk on display. One disassembled unit showed the inner workings of the two-drive 624K capacity unit, which uses a standard RS controller card.

Software was everywhere. The days of poor and non-existent CoCo software are gone. One item of note that I will have more to say about in future columns is the release of *Elite*CALC* from Elite Software in Pennsylvania. *Elite*CALC* is the first CoCo spreadsheet program to truly compare with *VisiCalc*. The program retails for \$44.95 and contains powerful sort, graphic display, and format capabilities.

Frank Hogg Labs demonstrated an upgraded Flex DOS. Frank has added fine scrolling and other niceties to the software. Yes, I have sent my original in to be upgraded.

Peter Stark of Star-Kits demonstrated *StarDOS* and *DBLS*, his data-base lookup system. *DBLS* can read the Spell & Fix dictionary and look up any word in seconds. Pete also demonstrated *Humbug*, a powerful CoCo monitor program.

There were several seminars of interest for CoCo users of all skill levels. One of the more interesting presentations, called "BASIC Faster and Better" by E.R. Bailey of Micrologic, Inc., contained a series of tips and references that allow you to write faster-executing BASIC code. Mr. Bailey has a small booklet available that covers the topics of the seminar. Micrologic specializes in utilities for the BASIC programmer including a space remover, variable and line-number cross references, and LLIST formatter, among others.

Probably the most well-attended seminar was a last-minute program with Steve Bjork. Steve works for Datasoft, Inc., which has purchased the rights for the Zax-

xon video game. I was interested to learn that the Zaxxon ROM is over 960K in the arcade version. The CoCo version is amazingly like the original and arcade enthusiasts will have trouble finding a more realistic representation. Steve's presentation included many comments about graphics programming on different types of computers.

Rumors abound that Radio Shack will be coming out with two new Color Computers sometime this month. The Color II will be a smaller version of the CoCo with 64K RAM and Standard BASIC selling for \$239. The second will be the 64K CoCo with a new deluxe typewriter keyboard selling for \$399. Both will contain the new ROMs previously mentioned in this column. There will probably be some disk incompatibility for older CoCos with the 1.0 Disk ROM; replacing it with the 1.1 ROM will require replacing the BASIC and Extended BASIC ROMs as well. It is also rumored that the expansion port will be removed from the side and replaced with a slot in the bottom for an expansion chassis. OS9 availability is still a question mark because of the disagreement with Microware over calling the new DOS "RS9".

The Color Computer also has a "mouse" that plugs into the joystick port. The mouse is primarily for games and will sell for \$49.95.

Addresses of companies mentioned in this column are listed below.

Amdek Corp.
2201 Lively Blvd.
Elk Grove Village, IL 60007

Cognitec
704 Nob St.
Del Mar, CA 92014

Datasoft
9421 Winnetka Ave.
Chatsworth, CA 91311

Frank Hogg Labs
770 James St.
Syracuse, NY 13203

Macrotron
Box 3257
St Louis, MO 63130

Micrologic
Box 193
Brady, PA 16028

Nelson Software
9072 Lyndale Ave. S.
Minneapolis, MN 55420

Star-Kits
Box 209 - R
Mt. Kisco, NY 15049

Bumblebee Software
Box 25427
Chicago, IL 60625

Computerware
Box 668
Encinitas, CA 92024

Elite Software
Box 11224
Pittsburgh, PA 15238

J&M Systems
137 Utah NE
Albuquerque, NM 87108

Mark Data Products
24001 Alicia Pkwy., No. 226
Mission Viejo, CA 92691

Micro Technical Products
123 N. Serrine, Suite 106-A2
Mesa, AZ 85201

Spectrum Projects
93-15 86th Drive
Woodhaven, NY 11421

Tandy-Radio Shack
300 One Tandy Center
Fort Worth, TX 76102

You may contact Mr. Steiner at 508 Fourth Ave. NW, Riverside, ND 58078.

MICRO



Apple Slices

by Jules Glider

We would like to welcome Jules Gilder, our new Apple columnist. Jules is currently editor of *Microcomputer Software Newsletter*. Previously he served as vice president in charge of computer software at Children's Television Workshop (producers of Sesame Street), editorial director of the software division at Hayden Publishing, and editor of *Personal Computing* magazine.

In the past, this column has concentrated on programs and programming techniques, which are covered quite well by the rest of the magazine. MICRO has decided to make it more news oriented. I'll be telling you what's new at Apple Computer these days, what new products are available for the Apple and how good they are, and pass along rumors from well-placed sources that will be of interest to you.

Recently there have been quite a few new Apple-related products introduced. This month I'm going to briefly look at three of them. In the coming months, we will be discussing additional new products and taking a more in-depth look at some that have already been mentioned. Among the items recently introduced are a new Apple-compatible computer with significantly more power than the Apple //e, a plug-in board for the Apple that can increase its speed by almost four times, a 68000 microprocessor board that will run all Apple BASIC, FORTRAN, and Pascal programs at speeds up to 20 times faster than the Apple's 6502, and a detachable keyboard for the Apple.

Albert challenges Apple

With the Apple look-a-like market so crowded these days, it's hard to get excited about another Apple-compatible computer, so when I first heard about Albert, I ignored it. It was only when I saw it at a recent computer show that I realized this was not just another Apple clone.

The Albert is everything the Apple //e should have been, but isn't. Like the //e, it includes upper- and lower-case capability from the keyboard and 64K of RAM. While the Apple //e can

be expanded to 128K by adding an additional 64K of RAM on a separate card, the Albert can be expanded to 192K by simply plugging in additional chips in the empty sockets on the motherboard. In addition to this, the Albert also includes built-in parallel and RS-232 (serial) printer interfaces as well as an RS-422/423 interface for use with Ethernet or other compatible networking systems. Another nice feature of the Albert is its data security lock. With this feature, you can keep the computer on and leave it unattended.

Other features of this new Apple competitor include audio input and digitizing circuitry for voice recognition applications, audio output of real (digitized) or artificial voices, RGB video graphics interface, clock/calendar, high-speed analog electronics for fast and accurate joystick control, and a mini graphics tablet.

In addition to all these hardware features, Albert comes with five software packages that include an enhanced spreadsheet, word processor, spelling checker, mailing list, and data manager. With all of these extras, the Albert sells for only \$1595. A comparably priced Apple //e would cost about \$2800.

Speed up with The Accelerator

For those of you who wish that your Apple could work faster, take heart. It can. A new card from Saturn Systems, called The Accelerator II, can speed up the operation of your Apple 3.6 times. The card, which uses a 6502B microprocessor, operates at 3.6 MHz (the standard 6502 used in the Apple runs at 1 MHz) and can be plugged into any empty slot.

Along with the faster microprocessor, the card also contains 64K of 150ns RAM chips. This memory duplicates the original 48K of Apple memory and adds a fast, built-in language card. When the power to the Apple is turned on, The Accelerator causes the Apple's standard microprocessor and memory to be disabled and The Accelerator takes over. When this happens, all programs, including those written in BASIC, Pascal, Fortran and machine language, run about 3.6 times

faster. The only programs that will not enjoy this increase in speed are CP/M-based programs that run with a Z80 card in the Apple.

To overcome problems that could crop up with interface cards that expect an Apple operating at 1 MHz, Saturn has set up The Accelerator so that whenever any input or output operations are performed, the microprocessor speed is slowed down to 1 MHz. With this card in your Apple, the standard 6502 and memory are almost totally ignored. They are only used to drive the video display. Some enterprising programmer should be able to find a way to convert this slow 48K of RAM into a RAM disk or use both the original processor and memory as a smart printer buffer. Price is \$599.

Add the power of a 68000 to your Apple

Several 68000 adaptors have been available for the Apple, but this latest one from Analytical Engines, Inc., looks like a winner. Known as the Saybrook 68000 co-processor, the board is capable of running at 10 to 20 times the speed of the Apple. The standard Saybrook board comes with an 8 MHz MC 68000 32/16 bit microprocessor, which is the same as the one used in Apple's Lisa. This is upgradeable to a 12.5 MHz processor if additional speed is needed.

The board also comes with its own 128K of RAM. Once 256K RAM chips become widely available, the board can be upgraded to 512K by simply replacing the chips. The price of the Saybrook 68000 card is \$1550. While this may seem like a lot, remember that along with the board, the user gets a complete UCSD p-System with Pascal, FORTRAN-77 and BASIC compilers. This alone normally sells for \$1425. In addition, the card comes with an Applesoft-compatible 68000 BASIC so that most Applesoft programs can be run without modification. Also included is a 68000 assembler program. In addition to the p-System, two other operating systems will soon be available for use: CP/M 68K and UNIX.

You may contact Mr. Gilder at REDLIG Systems, Inc., 2068 79th St., Booklyn, NY 11214.

MICRO



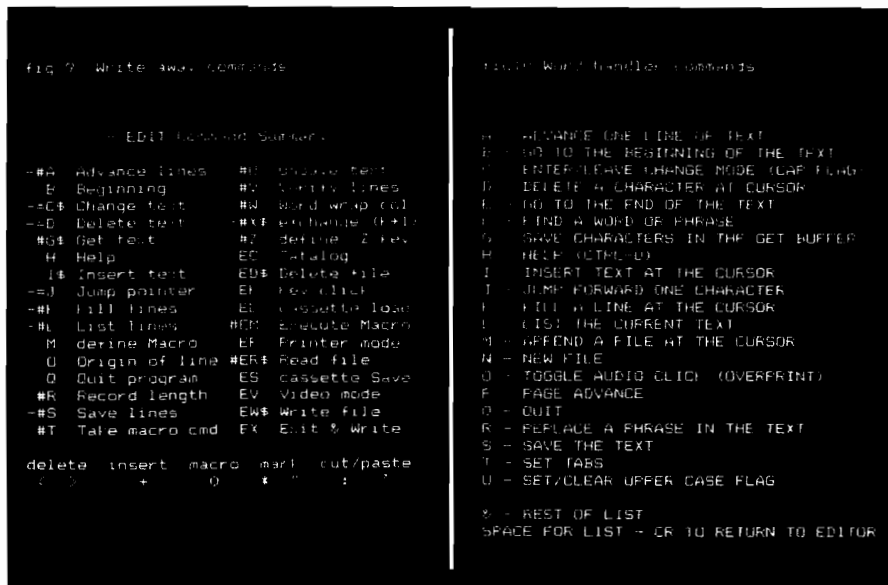
Word Processing on Your Apple

(Continued from page 29)

have ever seen, including many suggestions for custom patching, using external terminals, and modifying printer codes. The Training Guide is written for a person not acquainted with a computer and should be good for typists who are learning word processing. One of the most amazing things about WordStar is the on-screen help menus, which just about eliminates the need for reading the manual, if you are familiar with computers. The amount of on-screen help is dictated by the "help level" function that can be set from the beginning or main menus.

WordStar allows screen editing of documents up to 240 columns with horizontal wrapping of the screen! It allows rejustification of margin settings on-screen, and does on-screen left, right, and center justification. The software also implements printer spooling with no additional hardware. WordStar has hyphen-help, continuous scrolling, block moving — not only horizontal blocks, but vertical columns — and a multitude of printer controls. It is next to impossible to exit the system without saving the file. WordStar does spelling checking and mail merge with additional programs from Micropro.

All of this comes at a price. Because WordStar is available for so many different computers, the routines, especially the screen routines, are necessarily general. This causes the program to be slower in execution speed than some more specifically 80-column Apple oriented. It doesn't



scroll the entire screen when scrolling quickly through the text, but just the cursor line, reprinting the entire screen when you stop scrolling. However, the on-screen formatting makes this the most "what you see is what you get" word processor around.

The Executive Secretary — Word Processing System

SOF/SYS, Inc.; 4306 Upton Avenue South; Minneapolis, MN 55410

The Executive Secretary is one of only two programs that I could type in a letter, save it to disk, and print it on the printer without reading the manual. It can be done on WordStar because of the complete screen menus. It can be done on the Secretary because of the simplicity and user friendliness of the program. The program is copy protected; you can receive a backup by returning the registration card. In addition to the well-written 89-page manual, there is a sketchy reference card and a lower-case IC for installing in the Apple][+ keyboard character generator socket.

This program operates on standard text files, can use files from other programs such as Visicalc, and includes utilities for transfers between disks and to and from a modem. It also includes a form letter option, conditional printing, document indexing, headers and footers, preprinted forms and a card file function, which will do mailing lists. It recognizes most 80-column cards and displays lower case in 40-column mode. The Secretary is the easiest to use of the word processors listed.

The screen display is a good representation of the final printout, unless the document is more than 80 columns wide (it allows up to 240 columns). The Secretary does rejustification, but on the whole, the screen updating is extremely slow. The editor is good at creating a new document and fair to poor at editing an existing one. The insert mode throws everything after the cursor to the bottom of the screen. The ESCape key changes from "type" to "edit", but not vice-versa. "Return" to move the cursor up a line is certainly non-standard. The cursor itself, an inverse up-arrow, covers the letter at the current location. There is no type-ahead buffer so that the cursor movements, which are slow, cannot be speeded up with the repeat key. While a full-featured text editor, I wouldn't want to use the Secretary for many long documents that needed many changes.

Magic Window II — Word Processing System

ARTSCI, Inc.; 5547 Satsuma Ave.; North Hollywood, CA 91601

Magic Window offers several screen modes — 40, 70, or 80 columns. The 40/80 mode is for standard character display with horizontal scrolling for 80 columns. The 70-column mode uses the high-resolution graphics screen and allows 70 columns across. The screen display routine is fast for scrolling and insertion but the characters are difficult to read. The 80-column mode appears to recognize standard 80-column

(Continued on next page)





```

FIG 3 Easywriter additional commands

      ADDITIONAL COMMANDS
-----
A - ALIGN TEXT          M - MARGIN SETTINGS      T - TAB SETTINGS
C - CENTER A LINE      P - PAGE SETTINGS       W - WORD COUNT
H - HMI SETTINGS       R - RECONFIGURE PRINTER  CR - EXIT TO EDITOR
J - JUSTIFY ON/OFF     S - SEARCH AND REPLACE  D - CUSTOM PRINTER

COMMAND:
L                                     R
+-----+-----+-----+-----+-----+-----+

```

```

Fig 4 Format main menu
      first letter of each category should be inverse if possible

Select Option :   Load Save Replace Delete Catalogue Initialize Boot
                  New page Old page Print text Mailing list Fix pages

```

cards, and presents the clearest on-screen display.

The 164-page documentation is complete and well written, especially for the novice. In addition to the protected program disk, you receive an I/O drivers disk and a color-coded quick reference card. For \$20 you can receive a backup of the master disk. The program is easy to use and has the function keys grouped in sections. The color coding on the card makes finding the keys for the commands easier.

The insert command only inserts one letter at a time and only allows insertions until the total line length is reached, not wrapping additional words to the next line. It is necessary to split the line to insert words and sentences, and then rejustify the text a line at a time.

Magic Window also includes a set of commands to work with "unformatted" files. This includes standard text files made with another program such as time. The cursor, a blinking ":" covers the current letter.

```

fig 7 Apple writer help menu

HELP SCREEN MENU

1. Command Summary
2. Cursor Movement
3. Upper/Lower Case
4. Delete/Recover Text
5. Tabs
6. Glossary
7. Saving Files
8. Loading Files
9. Find/Replace Text
10. Embedded Print Commands

Enter Your Selection (1-10) :

```

Visicalc, or BASIC programs. ARTSCI also publishes Magic Words, a spelling checker, and Magic Mailer, a mailing list program, that are compatible with Magic Window. This is an easy-to-use program, compatible with all types of hardware, with some limitations on screen display.

Additional special packages

There are two other text processors I have received lately. They are slightly different than a standard word processor in that they are designed with special tasks in mind. One operates on special character sets, fonts designed by the user or special ones supplied on the program disk. The second is a special purpose text processor designed for columnar material, outlines, screenplays, scripts, and user-definable formats.

FONTRIX — Dedicated to the absence of limits
Data Transforms, Inc.; 616 Washington St., Suite 106; Denver, CO 80203

This is the most incredible program that I have seen for writing in different type styles both on-screen and for hard-copy printouts. The program has two modes, standard hi-res graphic files and Graffiles, files that can be 16 hi-res screens big. You can choose the height/width relationship and the hi-res screen scrolls both vertically and horizontally to accommodate your dimensions.

The copyable program disk comes complete with 11 different type styles and a font editor to define your own. Styles include Greek, math, script, and Old English. Also on the disk are many printer drivers for most popular printer/interface combinations.

Positioning on the screen is with either cursor controls or joystick placement. Typing produces the letters in whatever font is currently chosen. Fonts can be switched during composition by returning to the menu and loading a new font from disk. The screen display is exactly what you get, or you can choose degree of magnification. The 132-page documentation is clear, logically organized, and well written. The program is user friendly and easy to learn.

The only point to remember is that moving the hi-res screen around takes a while and the program is as slow as a snail when typing horizontally over the space of several screens. The screen dumps are much faster than any I have used before. The program really produces beautiful documents. Just take a look at the instruction manual.

PowerText — Word Processing System
Beaman Porter, Inc.; Pleasant Ridge Road; Harrison, NY 10528

This program comes on an unprotected disk with a five-year unconditional warranty, both items I would like to see more often. This is a complicated, extra-function word-processing package that is not simple to use. It has very powerful formatting features enabling you to type complicated charts, movie scripts and other special formatted material easily, leaving the formatting itself to the program. The samples included are demonstrative of the power of the program, including automatic generation of Tables of Contents, page numbering and breaking, up to 14 columns per 132 character line, justification, type-ahead buffer and word wrap.

Unfortunately, everything has a price. This system is somewhat difficult to learn, especially since what you type in on the screen bears no resemblance to the final output. It requires setting up "style files" to identify the particular formatting information for various document types. It requires a good deal of imagination on your part to visualize the final product. This is a convenient program if you have special format documents to produce, or work a lot with charts and tables.



New Publications

- | | | |
|--|--|---|
| <p>Word Processors and Information Processing, A Basic Manual on What They Are and How to Buy, by Dan Poynter. Para Publishing, P. O. Box 4232, Santa Barbara, CA 93103, 1982, 170 pages, paperback. ISBN 0-915516-31-4 \$11.95</p> | <p>How to Buy a Business Computer and Get It Right the First Time, by Edward M. Cross. Reston Publishing Company, Inc., A Prentice-Hall Company, Reston, VA 07632, 1983, 213 pages, paperback. ISBN 0-8359-2922-1 \$14.95</p> | <p>Mastering VisiCalc, by Douglas Hergert. Sybex, 2344 Sixth St., Berkeley, CA 94710, 1983, 217 pages, paperback. ISBN 0-89588-090-3 \$11.95 plus \$1.50 s/h.</p> |
| <p>The Complete Book of Word Processing and Business Graphics, by Walter Sikonowiz. Micro Text Publications, Inc., Prentice-Hall, Inc., Englewood Cliffs, NJ 07632, 1982, 212 pages, paperback. ISBN 0-13-158659-9 \$14.95</p> | <p>How to Choose Your Small Business Computer, by Mark Birnbaum and John Sickman. Addison-Wesley Publishing Company, Reading MA 01867, 1983, 150 pages, paperback. ISBN 0-201-10187-4 \$9.95</p> | <p>MICRO on the OSI, Technical Editor: Kerry Lourash. MICRO Ink, P.O. Box 6502, Amherst, NH 03031, 1983, 190 pages, paperback. ISBN 0-938222-12-0 \$19.95</p> |
| <p>Word Processing Primer, by Mitchell Waite and Julie Arca. BYTE/McGraw-Hill, 70 Main Street, Peterborough, NH 03458, 1982, 188 pages, paperback. ISBN 0-07-067761-1 \$14.95</p> | <p>Word Processing Buyer's Guide, by Arthur Naiman. BYTE/McGraw-Hill, 70 Main St., Peterborough, NH 03458, 1983, 325 pages, paperback. ISBN 0-07-045869-3 \$15.95</p> | <p>Microcomputer Controlled Toys and Games and How They Work, by Van Waterford. Tab Books, Inc., Blue Ridge Summit, PA 17214, 1983, 230 pages, paperback. ISBN 0-8306-1407-9 \$9.95</p> |
| <p>Word Processing for Small Businesses, by Steven F. Jong. Howard W. Sams & Co., Inc., 4300 West 62nd St., Indianapolis, IN 46268, 1983, 190 pages, paperback.</p> | <p>Microcomputers for Accountants, by Theodore Needleman. Prentice-Hall, Inc., Englewood Cliffs, NJ 07632, 1983, 183 pages, paperback. ISBN 0-13-580688-7 \$14.95</p> | <p>Microcomputers on the Farm, by Jack O. Beasley. Howard W. Sams and Co. Inc., 4300 West 62nd St., Indianapolis, IN 46268, 1983, 204 pages, paperback. ISBN 0-672-22011-3 \$14.95</p> |
| <p>Doing Business with SuperCalc, by Stanley R. Trost. Sybex Inc., 2344 Sixth Street, Berkeley, CA 94710, 1983, 248 pages, paperback. ISBN 0-89588-095-4 \$12.95</p> | <p>A Guide for Selecting Computers and Software for Small Businesses, by Paul G. Enockson. Reston Publishing Company, A Prentice-Hall Company, Reston, VA 22090, 1983, 109 pages, hardcover. ISBN 0-8359-2642-7 \$19.95</p> | <p>What Do You Do After You Plug It In? by William Barden, Jr. Howard W. Sams and Co. Inc., 4300 West 62nd St., Indianapolis, IN 46268, 1983, 198 pages, paperback. ISBN 0-672-22008-3 \$10.95</p> |

MICRO



Powerful — Economical — Professional

Peripherals for your Apple II*



Ultra Rom Board/Editor \$190.00 APB-102

A/D 12-Bit, 16 Channel \$450.00
AD-121602

- Simple Software Selection of Channels
- Range ±10, ±5, ±2.5, +5, +10
- High-Speed 25 μ Sec. Conversion
- Full Software Support — Disk or Prom
- Adjustable Bipolar Reference

- Powerful G.P.L.E. [Global Program Line Editor] built in
- Includes: Search and Replace — Insert and Delete — and much more
- Edit programs 2 to 5 times faster
- 32K of Bank Switchable ROM Space
- Totally Transparent — Remove or Reload with a few keystrokes — without disk!
- Extensive Macro Table eliminates multiple keystrokes for common operations
- Useful Ampersand [&] Utilities all in one place
- Applesoft* Extensions including "IF, THEN, ELSE"
- Support for other HOLLYWOOD HARDWARE Products in Rom

6842 Valjean Avenue, Van Nuys, California 91406 (213) 989-1204

*Trademarks of Apple Computer Inc.

keeping in mind certain things we can deduce from the program and the schematic of figure 1.

Connect logic 0 to inputs 1, 2 and 3; if you have more inputs, set them to logic 1. Look at figure 1 and note that unless an input of logic 0 is connected to the gate of Q2 through one of the transmission gates, Q2 will be off and R5 will pull the SERIAL IN line to ground. Inside the computer, this will be translated into a logic 1 at the PIA. If you do not have a schematic of CoCo, you need to know that the SERIAL IN line is Bit 0 of the PIA port. If your debugger has *breakpoint* capability, set a breakpoint for \$1040; if not, temporarily patch location \$1040 with \$39, which is an RTS. (A breakpoint capability allows the debugger to halt the program in mid-stride, so that you can examine memory to see what the program has accomplished up to that point.) Either way, we must examine the lookup table (beginning at label BUFR, \$104D).

Let's assume that the following values are recorded in the lookup table:

05 05 04 04 04 05 05 05 05 05 05.

We can see that Bit 0 of all the data values is logic 0 except for the 3rd, 4th, and 5th bytes. This tells us that inputs 1, 2 and 3 were sampled by clock pulses 3, 4, and 5, respectively. Once we know that, we can patch location \$103F with \$09 (in this case; your circuit could be different and you must choose the value that brackets the correct data) instead of the \$0B shown. Now remove the breakpoint or replace the \$39 at \$1040 with the original value of \$64 and run the program again.

The new lookup table values will now be:

02 02 02 02 02 02 02 02 02 02 02

and location \$1059 (label WORD) will contain \$F8, which is (in binary) 11111000, showing that the three least-significant inputs were logic 0. At this point, you can write your own program or modify listing 2 to capture the data

from WORD and make use of it however you like.

Let's recap and consider some important facts. We have created a circuit that repeatedly serializes eight bits of logic data and makes this data stream available to the computer whenever the program decides to look at it. The software will read a single complete sample in 1/70 of a second (assuming the worst case timing), and ignore the port until another reading is needed. If this approach has seemed to be convoluted and somewhat contrived, note that I assumed that only the SERIAL IN and CD lines were available; that is, the SERIAL OUT line can be tied up with a dedicated output scheme such as was outlined in session 4. If the output adapter could have spared a single line to start the sample process, this input adapter *and* the control software could have been more straightforward. I also hoped to illustrate what can be accomplished with simple, off-the-shelf components. It is also possible to use more complex ICs to do the same task; we will tackle this type of project soon.

The HELP section: if your circuit does not operate and you do not have an oscilloscope to troubleshoot it, here is a method requiring only a voltmeter. Begin by disconnecting R3 from pin 3 of U2a (leave all other connections) and tie R3 to Vcc. Increase C2 to about 1 uF, and connect a normally open pushbutton switch between pin 1 of U2a and circuit common. Now, each time you push the button, U2a will generate one clock pulse. With this arrangement, you can use a voltmeter or a logic probe to check the circuit's condition after each clock pulse.


Put logic 0 on alternate inputs so that Q2's output will change sometime. Apply power and use the voltmeter to determine the logic level of each node of the circuit. U2a, pin 3 will be low except when the switch is closed. The RESET circuit should reset U1 whenever Output 9 goes high; this operation will be automatic and happen too fast for a voltmeter to catch it. Instead, check Output 0; it will be high after a RESET and stay until the next

clock pulse. Force a RESET by temporarily shorting across C1 with a 100 ohm resistor, then check for Output 0 to be high. Now, apply successive clock pulses. Check each output of U1 in turn, and note that Q2 changes output level when it should. If the adapter is tied to the computer when the SERIAL IN line goes high, you can enter PRINT PEEK (&HFF20) and verify that enough drive is being applied to change the input line on the PIA. Although this method is slow, you can verify the whole circuit, then return to the discussion above when you have it working. Good luck!

(Listings appear on next page)

You may contact Mr. Tenny at P.O. Box 545, Richardson, TX 75080.

CP/M® FOR YOUR COMMODORE® C-64



- Run All CPM® Formatted Software
- Supports 5¼" or 8" Disk Drives
- Z-80, Disk and DMA Controller on Interface Card
- Plugs into the Commodore 64® Expansion Port
- Uses Soft Sector IBM 5¼" and 8" Format Disk Drives

Interface Card with 8" Disk Drive 599⁰⁰

Interface Card with 5¼" Disk Drive 499⁰⁰

Interface Card without Disk Drive 349⁰⁰

® Commodore 64 is a registered trademark of Commodore Business Machines, Inc.

® CP/M is a registered trademark of Digital Research, Inc.

estes
ENGINEERING, INC.

To Order
Phone (913) 827-0629
825 N. 5th Street
Salina, Kansas 67401

Interface Clinic Listings

Listing 1

```

* This program will calibrate a Serial Port Adapter
*
* Equates
FF20 PORT EQU $FF20 SERIAL IN port
FF21 CTRL EQU $FF21 Control register
0020 COUNT EQU $20 Count register

1000
1000 86 34 START LDA #$34 Init control register
1002 B7 FF21 STA CTRL
1005 8E 0014 LDX #20 Set index
1008 B6 FF20 LDA PORT Clear IRQA
100B 0F 20 STRT1 CLR COUNT Zero counter
100D F6 FF21 IN LDB CTRL Test for IRQA set
1010 0C 20 INC COUNT Record operation
1012 C4 80 ANDB #$80 Mask to MSB
1014 27 F7 BEQ IN Not set, Try again
1016 B6 FF20 LDA PORT Otherwise, Clear IRQA
1019 96 20 LDA COUNT and keep a record
101B A7 89 1024 STA BUFR,X
101F 30 1F LEAX -1,X Decrement index
1021 26 E8 BNE STRT1 Loop until Index = 0
1023 39 EXIT RTS Then quit
1024 BUFR RMB 20 List of counts
END START
    
```

Listing 2

```

* This program will input from a Serial Port Adapter
*
* Equates
FF20 PORTA EQU $FF20 SERIAL IN port
FF21 CTRL EQU $FF21 Control register
    
```

Listing 2 (continued)

```

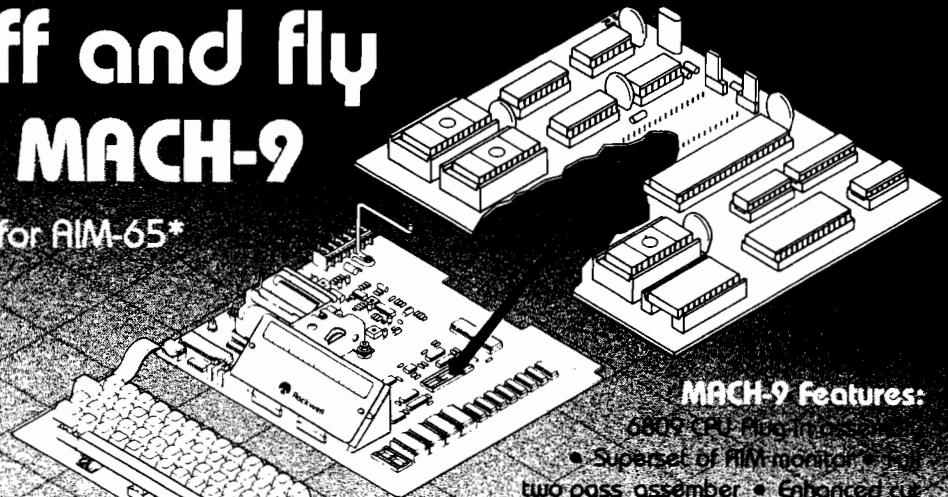
FF22 PORTB EQU $FF22
0020 COUNT EQU $20 Count register

1000
1000 86 34 START LDA #$34 Init control register
1002 B7 FF21 STA CTRL
1005 8E 0000 LDX #0 Set index
1008 B6 FF20 LDA PORTA Clear IRQA
100B 0F 20 STRT1 CLR COUNT Zero counter
100D F6 FF21 IN LDB CTRL Test for IRQA set
1010 0C 20 INC COUNT Record operation
1012 C4 80 ANDB #$80 Mask to MSB
1014 27 F7 BEQ IN Not set, Try again
1016 B6 FF20 LDA PORTA Otherwise, Clear IRQA
1019 96 20 LDA COUNT Test for long cycle
101B 81 25 CMPA #$25
101D 23 EC BLS STRT1 Loop until long cycle
101F 0F 20 STRT2 CLR COUNT New set of numbers
1021 F6 FF21 IN2 LDB CTRL Test for IRQA again
1024 0C 20 INC COUNT Count operations
1026 C4 80 ANDB #$80 Mask to MSB
1028 27 F7 BEQ IN2 Loop until new edge
102A B6 FF20 LDA PORTA and reset IRQA
102D B6 FF22 LDA PORTB Read RS232 line
1030 A7 89 104D STA BUFR,X
1034 96 20 LDA COUNT Test count
1036 81 25 CMPA #$25
1038 22 04 BHI BUILD Assemble input word
103A 30 01 LEAX 1,X Increment index
103C 20 E1 BRA STRT2 Loop until long cycle
103E 86 0B BUILD LDA #11 Set a counter
1040 64 89 104D SHIFT LSR BUFR,X Shift bit into carry
1044 79 1059 ROL WORD Shift bit into word
1047 30 1F LEAX -1,X Step back through buffer
1049 4A DECA Count bits
104A 26 F4 BNE SHIFT Loop until 8 bits recovered
104C 39 EXIT RTS then quit
104D BUFR RMB 12 List of counts
1059 00 WORD FCB 0
END START
    
```

MICRO

Take off and fly with the MACH-9

The 6809 adaptor for AIM-65*



"Just Released"

MACH-9 Control Pascal
 A superset of standard Pascal
 No rom expansion board necessary

Sieve Benchmark**

| Compiled Bytes | Total Bytes | Comp + Load | Execute |
|----------------|-------------|-------------|---------|
| 154 | 154 | 12 sec | 264 sec |

Introductory Price \$69.00 plus \$5.00 S&H US and Canada

MACH-9 Features:

- 6809 CPU Microprocessor
- Superset of AIM monitor
- Full two pass assembler
- Enhanced cut and paste editor
- All chips socketed
- Extra 2-K static ram
- 16 sockets for roms

\$289.00 plus 6.00 S&H* US and Canada**

For more information contact:
 Modular Mining Systems, Inc. • 1110 E. Pennsylvania St.
 Tucson, Arizona • 85714 • (602) 746-0418

In the UK contact:
 ACS Microsystems Ltd. • Gresham House
 Twickenham Rd. • Feltham Middlesex •
 TW13 6HA • 01-898-3775.



*AIM-65 is a trademark of Rockwell International

**Byte Magazine Sept. 1981 pg. 192

***\$20.00 S&H for overseas.



FOR YOUR APPLE II

Industry standard products at super saver discount prices

SOFTWARE

| ARTSCI | List | SGC |
|-----------------|----------|----------|
| Magicalc | \$149.00 | \$ 99.00 |
| Magic Window II | 149.00 | 99.00 |
| DBase (Apple) | 695.00 | 475.00 |

BRODERBUND

| | | |
|----------------------|----------|----------|
| Payroll | \$395.00 | \$295.00 |
| Choplipter | 34.95 | 25.00 |
| Arcade Machine | 44.95 | 29.95 |
| Serpentine | 34.95 | 25.00 |
| Home Accountant | 74.95 | 55.00 |
| Home Accountant Plus | 150.00 | 109.00 |

DATAMOST

| | | |
|--------------------|----------|----------|
| Snackattack | \$ 29.95 | \$ 22.50 |
| Thief | 29.95 | 22.50 |
| Swashbuckler | 34.95 | 24.95 |
| Zork I, II, or III | 39.95 | 27.95 |
| Starcross | 39.95 | 27.95 |
| Format II | 250.00 | 175.00 |
| System Saver & Fan | 59.95 | 49.00 |
| Multipian | 275.00 | 199.00 |

ON LINE

| | | |
|----------------------|----------|----------|
| Mystery House | \$ 24.95 | \$ 19.95 |
| Cranston Mannor | 34.95 | 24.95 |
| Frogger | 34.95 | 24.95 |
| Screen Writer II | 129.95 | 99.95 |
| Memory Management II | 49.95 | 39.95 |

PEACHTREE

| | | |
|--------------------|------------------|----------|
| GL, AR, AP | | |
| Inventory, Payroll | ea. \$400.00 ea. | \$295.00 |
| Micro Buffer II | 299.00 | 249.00 |

MICRO SOFTWARE

| | | |
|---------------------|----------|----------|
| Super Disk Copy III | \$ 29.95 | \$ 22.95 |
| DOS Plus | 24.95 | 17.95 |

SERIOUS SOFTWARE

| | | |
|-------------------|----------|----------|
| Bandits | \$ 34.95 | \$ 26.95 |
| Epoch | 34.95 | 26.95 |
| Fly Wars | 29.95 | 22.95 |
| Gorgon | 39.95 | 29.95 |
| Sneakers | 29.95 | 22.95 |
| Joy Port | 74.95 | 59.95 |
| Wizardry | 49.95 | 34.95 |
| Night of Diamonds | 34.95 | 26.95 |
| Star Maze | 34.95 | 26.95 |

| | | |
|------------|--------|-------|
| PFS | 125.00 | 89.95 |
| PFS Report | 95.00 | 69.95 |
| PFS Graph | 125.00 | 89.95 |

| | | |
|-----------------------|--------|-------|
| Data Capture 4.0 | 64.95 | 49.95 |
| Merlin/Assembly Lines | 119.95 | 89.95 |
| Merlin | 64.95 | 49.95 |
| ASCII Express Pro | 129.95 | 99.95 |

| | | |
|-----------------|--------|--------|
| Transend II | 149.00 | 119.00 |
| Transend I | 89.00 | 65.00 |
| DB Master | 229.00 | 165.00 |
| DB Utility Pack | 99.00 | 79.00 |

STRATEGIC SIMULATION

| | | |
|--------------|----------|----------|
| All Software | \$ 59.95 | \$ 39.95 |
| All Software | 39.95 | 27.95 |

SYNERGISTIC SOFTWARE

| | | |
|----------------------|----------|----------|
| Wilderness & Dungeon | \$ 32.50 | \$ 24.95 |
| GPL | 64.95 | 49.95 |
| TG Joystick | 59.95 | 45.00 |
| Select-A-Port | 59.95 | 45.00 |

| | | |
|-----------|--------|--|
| Wordstar | 325.00 | |
| Spellstar | 175.00 | |
| SuperCalc | 175.00 | |
| VisiCalc | 179.00 | |

SPECIAL AND NEW

FRANKLIN ACE 1000 COMPUTER

Hardware and Software compatible with Apple II \$950

FRANKLIN ACE 1000 COMPUTER plus DISK DRIVE, CONTROLLER, and MAGICALC \$1,250

EXPAND-A-RAM™ PLUS MAGICALC™

Everything that Visicalc™ can do and much more — plus additional memory. Fully compatible with Visicalc. Includes DOS, CP/M, Pascal Disk Emulator. No preboot or Apple modification required.

64K EXPAND-A-RAM plus MAGICALC \$375

128K EXPAND-A-RAM plus MAGICALC \$449

APPLEurance II™

Diagnostic Disk Controller and System Assurance Package. Standard disk controller plus automatic check of system hardware \$99

5 1/4" DISK DRIVE

Use with either standard Apple II disk drive or APPLEurance II \$249

GRAPHITTI CARD

Prints HIREs page 1 or 2 from onboard firmware. Features: True 1:1 aspect ratio, prints emphasized mode, reverse mode, rotates 90 degrees ... plus more. Compare all this with the Grappler. We think you'll agree that this is the best graphics card on the market. Specify for use with EPSON, NEC-8023, C-ITOH Prowriter, or Okidata.

(List: \$125) \$89

PARALLEL PRINTERS

NEC 8023 or C-ITOH 8510

(Virtually identical) Specifications: • 100 CPS dot matrix printer • 80 column print—136 characters per line • Tractor/friction feed • 7 different print fonts included • 2K printer buffer • Proportional spacing • Bit image graphics and graphic symbols.

NEC 8023 or C-ITOH \$475

NEC 8023 or C-ITOH 8510 with Parallel Interface and Cable \$550

EPSON 100 with Parallel Interface and Cable \$775

BROTHER Daisywheel Printer \$895

VERSACard FROM PROMETHEUS

Four cards on one! With true simultaneous operation. Includes: (1) Serial Input/Output Interface, (2) Parallel Output Interface, (3) Precision Clock/Calendar, and (4) BSR Control. All on one card. Fully compatible with CP/M* and Apple Pascal*.

(List: \$249) \$169

WORD PROCESSING SPECIAL WITH WORDSTAR AND SUPERCALC!

Do professional word processing on your APPLE. All necessary hardware and software included. Complete 80 column video display, enhanced character set, 16K memory board, Z-Card with CP/M* software, Wordstar and word processing software and SuperCALC.

(List: \$1,228) ... Special at \$795

Z-80 CARDS

| | List | SGC |
|---------------------------|----------|----------|
| Microsoft Softcard Z-80 | \$399.00 | \$289.00 |
| ALS Synergizer | 749.00 | 595.00 |
| U-Z-80 Processor Board | | 125.00 |
| Microsoft + Premium Syst. | | 595.00 |

80-COLUMN CARDS

| | | |
|---------------------------------------|----------|----------|
| Smarterm 80-Col Display | \$345.00 | \$225.00 |
| Smarterm Expanded Character Set | | 40.00 |
| Combination Smarterm & Exp. Char. Set | | 260.00 |
| Videx Videoterm | | 275.00 |
| Videx Enhancer II | 149.00 | 125.00 |
| Videx VisiCalc Preboot | 49.95 | 45.00 |

MODEMS FOR YOUR APPLE II

| | | |
|-----------------------|--------|----------|
| Hayes Smartmodem 300 | | \$229.00 |
| Hayes Smartmodem 1200 | 699.00 | 550.00 |
| Micromodem II | | 279.00 |
| Hayes 100 Baud | | Call |
| Apple Cat II | 389.00 | 299.00 |
| D Cat Modem | 199.00 | 175.00 |

MONITORS

| | | |
|--------------------------------|--|----------|
| Amdek 300G Green | | \$159.00 |
| Color—Taxam RGB with Interface | | 395.00 |

PARALLEL INTERFACE

| | | |
|--------------------------|--|----------|
| Centronics Compat. PRT-1 | | \$ 69.00 |
|--------------------------|--|----------|

JOYSTICK Replaces two

| | | |
|--------------------------|----------|----------|
| Apple Paddle Controllers | \$ 59.00 | \$ 39.00 |
|--------------------------|----------|----------|

FUNCTION STRIP

| | | |
|--|----------|----------|
| | \$ 79.00 | \$ 65.00 |
|--|----------|----------|

MEMORY EXPANSION

| | | |
|------------------------------------|----------|----------|
| Prometheus 16K RAM Module complete | \$169.00 | \$ 65.00 |
|------------------------------------|----------|----------|

5 1/4" FLOPPY DISKS

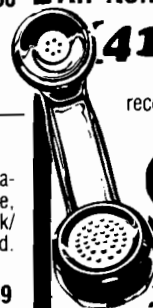
| | | |
|--------------------------|--|----------|
| Box of 10 with hub rings | | \$ 19.95 |
| With other purchase | | 23.00 |
| Without other purchase | | |

All equipment shipped factory fresh. Manufacturers' warranties included. California customers add 6 1/2% tax. Include payment by personal check, money order, or cashier's check with order and SGC will pay shipping charge. Call for amount of shipping charge when paying by credit card.

All items are normally in stock

(415) 490-3420

... And we'll be here to help after you receive your order. Feel free to call the SGC Technical Staff for assistance.



SGC

The mail order specialists

342 Quartz Circle, Livermore, CA 94550



Reviews in Brief

Product Name: Face Maker
Equip. Req'd: Apple II with Applesoft or Apple II + with 48K RAM, DOS 3.3
Price: \$34.95
Manufacturer: Spinnaker Software
215 First St.
Cambridge, MA 02142
Author: Design Ware
Copy Protection: Yes

Description: *Face Maker* is an educational program that helps children ages 4 to 8 learn to use a computer and perform simple tasks on it. The program also develops keyboard familiarity and memory concentration. The child types in choices to design a face, to animate a face, or to match the animation sequence the computer chooses.

Pluses: *Face Maker* is well written and will interest a young child. The user will practice for hours guessing the sequences of animation and trying to improve his/her score.

Minuses: The key sequences are somewhat complicated for a 4-year old.

Skill level required: If the child is not a good reader, close supervision will be required in the beginning.

Reviewer: Phil Daley

Product Name: The Prime Plotter
Equip. Req'd: Apple II+ with 16K RAM card or Apple IIe, one disk drive
Price: \$240.00
Manufacturer: Primesoft Corp.
P.O. Box 40
Cabin John, MD 20818
(301) 229-4229

Description: *The Prime Plotter* is a surprisingly complete plotting package designed for a variety of applications. Routines to create X-Y plots, 3-D pie charts, bar graphs, and figure charts make the product the most powerful plotting package this reviewer has seen. Extensive statistics routines permit curve fitting and trend analysis. Labeling of axes is permitted with a wide choice of fonts. Area fill routines add appeal to all graphs. The product is superb for creating "slide-show" presentations of generic data. The package is modular and allows extensions (through add-on modules, such as 3-D plotting and mapping), as well as customization of statistical modules for users' needs. Also, it interfaces with popular pen plotters, such as HP 7470A, STROBE, HILOT, and SWEET-P.

Pluses: A feature is provided to permit loading of data in DIF format thereby allowing the user to interface with VisiCalc. The program is entirely menu driven and the user-input error trapping has no apparent holes. User-definable fonts can be employed for labeling. File chaining for long slide shows is a particularly beneficial inclusion.

Minuses: The product is excellent, but I think it may be slightly overpriced; the market will be the final judge.

Documentation: The documentation is as complete as the product. A series of tutorials leads the user through each of many features. It is written professionally and devoid of needless corporate hype. The chapters are categorized correctly and anticipate user questions as they would occur.

Skill level required: A prospective buyer should have experience with graphing data. Knowledge of the *value* of the features is more important than knowing the program itself since the tutorials' quality makes the learning process so easy.

Reviewer: Chris Williams

Product Name: MM-100 Modem
Equip. Req'd: Appropriate computer terminal configuration
Price: \$99.95
Manufacturer: Mura Corporation
177 Cantiague Rock Road
Westbury, NY 11590

Description: The Mura model *MM-100* is a manual originate-answer direct-connect modem. The inexpensive FSK interface allows communications *via* telephone lines. Connection to the terminal is *via* a standard RS-232 interface connector. The unit is wired as a data set and must connect to a data terminal. Other configurations will require an adapter cable. Data rates up to 300 baud are supported, and the unit is compatible with Bell 103 standards. Interface to the phone line is *via* a modular phone plug.

Pluses: The modem provides a spare modular jack for ease of installation. All that is required is to unplug the existing phone and plug in the modem. The phone can then be plugged into the jack on the modem. Power-on and carrier-detect lights are standard and easy to see. The modem is full-duplex, and its small size takes up little room.

Minuses: None noted.

Documentation: A seven-page booklet is included that describes hookup and operation of the unit. In addition, separate sheets explain connection charges and rules regarding this type of equipment.

Skill level required: None required.

Reviewer: John Steiner

Product Name: Spectrum Stick
Equip. Req'd: TRS-80 Color Computer
Price: \$39.95 plus shipping

(Continued on page 128)

Alspa Computer, Inc.

Price-performance leader. Includes Z80A, 8" ds/dd drives, 3 serial + 1 parallel port, winchester port, networking. Prices start below \$1500. DEALER / OEM inquiries invited.

SPECIALS on INTEGRATED CIRCUITS

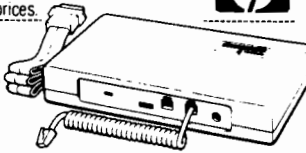
| | | | | |
|---|------|----------|---------|----------|
| 6502 | 7.45 | 10/6.95 | 50/6.55 | 100/6.15 |
| 6502A/6512A | 8.40 | 10/7.95 | 50/7.35 | 100/6.90 |
| 6520 PIA | 5.15 | 10/4.90 | 50/4.45 | 100/4.15 |
| 6522 VIA | 6.45 | 10/6.10 | 50/5.75 | 100/5.45 |
| 6532 | 7.90 | 10/7.40 | 50/7.00 | 100/6.60 |
| 2114-L200 | | 2.45 | 25/2.30 | 100/2.15 |
| 2716 EPROM | 4.90 | 5/4.50 | 10/4.00 | |
| 2532 EPROM | 6.90 | 5/6.75 | 10/6.45 | |
| 6116 2Kx8 CMOS RAM | 6.90 | 5/6.75 | 10/6.45 | |
| 4116 RAM | | 8 for 14 | | |
| Zero Insertion Force 24 pin Socket (Scanbe) | | | | 2.00 |

Hewlett Packard

Write or call for prices.



Anchor Automation Signalman Modems



FREE SOURCE MEMBERSHIP WITH SIGNALMAN

All Signalman Modems are Direct Connect, and include cables to connect to your computer and to the telephone. Signalman Modems provide the best price-performance values, and start at less than \$100. Dealer and OEM inquiries invited

| | | |
|---|-------|-----|
| Mark I RS232 | (99) | 79 |
| Mark II for Atari 850 | (99) | 79 |
| Mark IV for CBM/PET with software | (169) | 119 |
| Mark V for Osborne (software available) | (129) | 93 |
| Mark VI for IBM Personal Computer | (279) | 195 |
| Mark VII Auto Dial/Auto Answer | (179) | 119 |
| Mark VIII Bell 212 Auto Dial/Answer | (399) | 319 |

| | |
|--------------------------|-----|
| DC HAYES Smartmodem | 219 |
| DC Hayes Smartmodem 1200 | 545 |



| | |
|--|-----|
| PROM QUEEN for VIC | 170 |
| Apple Emulator for Commodore 64 | 89 |
| Screenmaker 80 COLUMN CARD for C64 | 145 |
| Solid Oak 2 Level Stand for C64 or VIC | 29 |
| C64/VIC Switch (networking) | 125 |
| BACKUP V1.0 tape copier for C64 or VIC | 20 |
| CARDBOARD/6 Motherboard - VIC | 64 |
| CARDAPTER/1 Atari VCS Adapter - VIC | 69 |
| CARDPRINT Printer Interface - C64/VIC | 64 |
| CARDBOARD/3s Motherboard - VIC | 32 |
| CARDRITER Lightpen - C64/VIC | 32 |
| CARDRAM/16 RAM Expansion - VIC | 64 |
| Complete CAROCO Line in stock | |
| CIE and VIE IEEE Interfaces in stock | |
| BASM kCompiler/Assembler for C64 | 89 |

APPLE—FRANKLIN ITEMS

| | |
|--|-----|
| KRAFT Apple Joystick | 43 |
| 16K RAM Card for Apple | 59 |
| Solid Oak 2 Level Stand for Apple | 29 |
| Serial Card for Apple | 99 |
| MPC RAM/80 column card for IIE | 139 |
| Z80 Softcard and CP/M (Microsoft) | 235 |
| RANA Elite I with Controller | 389 |
| Parallel Printer Interface/Cable | 79 |
| Apple Dumping (Microtek) Printer Interface | 115 |
| Apple Dumping with 16K Buffer | 160 |
| Grappler + Interface | 140 |
| Kraft Products for Apple in stock | |
| DC Hayes Micromodem II | 299 |
| PFS: File | 100 |
| PFS: Report | 100 |
| Videx 80 Column Card | 209 |
| Hayden Software for Apple 20% OFF | |
| PIE Writer Word Processor | 120 |

Commodore

See us for Personal, Business, and Educational requirements. Educational Discounts available.

PETSCAN I \$245 base price

Allows you to connect up to 30 CBM/PET Computers to shared disk drives and printers. Completely transparent to the user. Perfect for schools or multiple word processing configurations. Base configuration supports 2 computers. Additional computer hookups \$100 each.

COMPACT \$115

Intelligent Terminal Package for PET, CBM, C64
Includes ACIA Hardware / STCP Software

VE-2 IEEE to Parallel Interface 110

includes case, power supply, full 8-bit transmission, and switch selectable character conversion to ASCII.

VIDEO ENHANCER for Commodore 64 89

Realize video quality equal or better than composite monitor using standard color TV.

SCREEN MAKER 80 Column Adapter for C64 145

Provides big screen capability for business applications.

| | | | |
|----------------------------------|----|--------------------------|----|
| VIC 20 Products | | VIC Sargon II Chess | 32 |
| BACKUP V1.0 | 20 | VIC GOLF | 32 |
| VIC RAM Cards in stock | | Meteor Run (UMI) | 39 |
| VIC SuperExpander | 52 | VIC Radar Rattrace | 24 |
| VIC 16K RAM | 95 | Amok (UMI) | 20 |
| Thorn EMI Software | | Snakman | 15 |
| HES Software | | Rubik's Cube | 13 |
| VIC Omega Race | 32 | Programmers Reference 15 | |
| Spiders of Mars (UMI) | 39 | FROGGER | 25 |
| Programmers Aid | 45 | VIC Adventure Series | |
| VICTORY Software for VIC and C64 | | | |
| Street Sweepers (VIC) | 12 | Kongo Kong (VIC) | 16 |
| Night Rider (VIC) | 11 | Cosmic Debris (VIC) | 12 |
| Annihilator | 16 | Adventure Pack I | 16 |
| Adventure Pack II | 16 | Metamorphosis | 11 |
| Educational Pack I | 11 | Trek | 12 |
| Strategy Pack I | 16 | Grave Robbers | 12 |

| | |
|---|-----|
| Commodore 64 Programmers Reference Guide | 16 |
| MicroChess for C64—8 levels of play | 19 |
| Computer's First Book of PET/CBM | 11 |
| C64 or VIC SWITCH | 125 |
| POWER ROM Utilities for PET/CBM | 78 |
| WordPro 3+/64 | 69 |
| WordPro 4+ - 8032 disk, printer | 295 |
| SPELLMASTER spelling checker for WordPro | 170 |
| VISICALC for PET, ATARI, or Apple | 189 |
| PET-TRAX PET to Epson Graphics Software | 40 |
| SM-KIT enhanced PET/CBM ROM Utilities | 40 |
| Programmers Toolkit - PET ROM Utilities | 35 |
| CALC RESULT for C64 | 135 |
| PET Spacemaker II ROM Switch | 36 |
| COPYWRITER Word Processor for C64 | 69 |
| 2 Meter PET to IEEE or IEEE to IEEE Cable | 40 |
| Dust Cover for PET, CBM, 4040, or 8050 | 8 |

| | |
|--|-----|
| CmC Interfaces (ADA1800, ADA1450, SADI in stock) | |
| ZRAM - CBM 64K RAM, Z80, CP/M | 550 |
| Programming the PET/CBM (Computer) — R. West | 20 |
| Computer's First Book of VIC | 11 |
| HES MODEM with Software | 65 |
| HES Software and Hardware in stock | |
| UMI products in stock | |
| OMNICALC (HES) Spreadsheet for C64 | 79 |

FlexFile for PET/CBM/ C64 \$110

Database, Report Writer with calculations, Mailing Lists.

| | |
|---|------|
| FORTH for PET/C64 full FIG model — Cargill/Riley | \$50 |
| Metacompiler for FORTH for independent object code | 30 |
| KMMM PASCAL for PET/CBM/C64 | 79 |
| EARL for PET/CBM Disk-based ASSEMBLER | 65 |
| Super Graphics — BASIC Language Extensions | 45 |
| Fast machine language graphics routines for PET/CBM | |

| | |
|---------------------|-----------------|
| RAM/ROM for PET/CBM | 4K \$75 8K \$90 |
|---------------------|-----------------|

| | |
|--|----|
| DISK ICU - Recovery System for PET/CBM | 40 |
|--|----|

DISK SPECIALS



| | | | |
|----------------------|----------|----------|-----------|
| Scotch (3M) 5" ss/dd | 10/ 2.20 | 50/ 2.00 | 100/ 1.95 |
| Scotch (3M) 5" ds/dd | 10/ 3.05 | 50/ 2.80 | 100/ 2.75 |
| Scotch (3M) 8" ss/ss | 10/ 2.30 | 50/ 2.10 | 100/ 2.06 |
| Scotch (3M) 8" ss/dd | 10/ 2.85 | 50/ 2.70 | 100/ 2.65 |

We stock VERBATIM DISKS

Write for Dealer and OEM prices.

| | | | |
|-------------------|----------|----------|-----------|
| Sentinal 5" ss/dd | 10/ 1.90 | 50/ 1.85 | 100/ 1.80 |
| Sentinal 5" ds/dd | 10/ 2.55 | 50/ 2.50 | 100/ 2.45 |
| Wabash 5" ss/ss | 10/ 1.65 | 50/ 1.60 | 100/ 1.55 |
| Wabash 5" ss/dd | 10/ 1.95 | 50/ 1.90 | 100/ 1.85 |
| Wabash 8" ss/ss | 10/ 2.00 | 50/ 1.95 | 100/ 1.85 |

We stock MAXELL DISKS

Write for dealer and OEM prices.

| | | |
|--------------------|------------|----------------------|
| Disk Storage Pages | 10 for \$5 | Hub Rings 50 for \$6 |
| Disk Library Cases | 8"—3.00 | 5"—2.25 |
| Head Cleaning Kits | 11 | |

CASSETTE TAPES—AGFA PE-611 PREMIUM

| | | | |
|------|--------|--------|---------|
| C-10 | 10/ 61 | 50/ 58 | 100/ 50 |
| C-30 | 10/ 85 | 50/ 82 | 100/ 70 |

DATASHIELD BACKUP POWER SOURCE 265

Battery back up Uninterruptible Power Supply with surge and noise filtering. The answer to your power problems

| | |
|---|------|
| Zenith ZVM-121 Green Phosphor Monitor | 98 |
| BMC 12A 12" Green Monitor | 85 |
| VOTRAX Personal Speech System | 280 |
| VOTRAX Type-N-Talk | 160 |
| VOICE BOX Speech Synthesizer (Apple or Atari) | |
| CompuServe Subscription (5 hours free) | 32 |
| Brother HR-15 Daisy Wheel Printer | 475 |
| Prowriter Parallel Printer | 379 |
| Panasonic 1090 Printer with Correspondence Mode | 365 |
| USI CompuMOD 4 R F Modulator | 39 |
| Daisywriter 2000 with 48K buffer + cable | 1150 |
| Many printers available (Gemini-Star, Brother, OKI, etc.) | |

We Stock AMOEK Monitors

| | |
|---|------------|
| Amdek DXY-100 Plotter | 590 |
| A P Products | 15% OFF |
| Watanabe Intelligent Plotter 990 | 6-pen 1290 |
| BROOKS 6 Outlet Surge Suppressor/Noise Filter | 54 |
| We stock Electrohome Monitors | |
| Synertek SYM-1 Microcomputer | 189 |


ALL BOOK and SOFTWARE PRICES DISCOUNTED

| | |
|--|-----|
| Panasonic TR-120M1P 12" Monitor (20 MHz) | 149 |
| Panasonic CT-160 Dual Mode Color Monitor | 285 |

USI Video Monitors—Green or AMBER 20 MHz hi-res. Dealer and OEM inquiries invited



| | |
|--|------|
| Z29 Terminal (DEC and ADM compatible) | 680 |
| ZT-1 Intelligent Communications Terminal | 369 |
| ZT-10 Intel. Terminal with Serial Port | 340 |
| Z100 16-bit/8-bit Systems in stock | CALL |
| We stock entire Zenith line. | |



WE STOCK ENTIRE LINE—write for prices.

| | | | |
|--------------------|------|---------------------------|----|
| Atari 1200 | CALL | QIX | 34 |
| Voice Box | 100 | Anchor Modem—Atari | 79 |
| FROGGER | 25 | Atari Graphics (Computer) | 11 |
| Thorn EMI Software | | First Book of Atari | 11 |
| EduFun Software | | APX Software | |

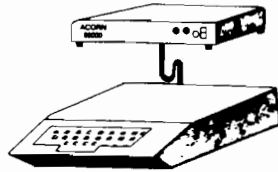
215-822-7727
252 Bethlehem Pike
Colmar, PA 18915

A B Computers

WRITE FOR CATALOG. Add \$1.50 per order for United Parcel. We pay balance of UPS surface shipping charges on all prepaid orders (add extra for mail, APO/FPO, air). Prices include cash discount. Regular prices slightly higher. Prices subject to change.

ACORN 68000

ATTACHED
PROCESSOR
FOR THE
APPLE II™



\$1495

HARDWARE

- 68000 Microcomputer with 16 MHz clock
- 131,072 Bytes of RAM Memory
- 32,768 Bytes of ROM Memory
- Two RS 232c serial ports up to 9,600 bps
- One million bps interface with APPLE™
- Seven levels of vectored interrupts
- Real time clock and timer
- Separate case and power supply

SOFTWARE

- Uses only one peripheral slot in the APPLE™
- Invisible operation with APPLESOFT or PASCAL
- Compatible with Compilers and 6502 Assemblies
- 68000 Assembly Language Development System

Write or call for a free brochure or send \$10 for 100 page users manual (refunded with order for ACORN)

ACORN SYSTEMS INC.
4455 TORRANCE BLVD., #108 • TORRANCE, CA 90503
Telephone (213) 371-6307

*Apple, Apple II and Applesoft are the trademarks of Apple Computer Co.

SOFTWARE VIC20/C64

QUALITY SOFTWARE ON TAPE AND DISK

STATISTICS:

| | TAPE | DISK |
|--------------------------------|-------|-------|
| MEAN & STANDARD DEVIATION | 8.00 | 12.00 |
| ONE-WAY ANOVA | 8.00 | 12.00 |
| GAUSSIAN DISTRIBUTION | 8.00 | 12.00 |
| SKETCHART DISTRIBUTION* 16K | 12.00 | 17.00 |
| LINEAR REGRESSION* 8K 16K | 10.00 | 15.00 |
| GEOMETRIC REGRESSION* 8K 16K | 10.00 | 15.00 |
| HARMONIC REGRESSION* 8K 16K | 10.00 | 15.00 |
| EXPONENTIAL REGRESSION* 8K 16K | 10.00 | 15.00 |
| LOGARITHMIC REGRESSION* 8K 16K | 10.00 | 15.00 |
| POWER FIT REGRESSION* 8K 16K | 10.00 | 15.00 |
| QUADRATIC REGRESSION* 8K 16K | 10.00 | 15.00 |
| BEST FIT REGRESSION* 8K 16K | 23.00 | 30.00 |

BUSINESS:

| | | |
|----------------------|-------|-------|
| BREAKEVEN ANALYSIS | 8.00 | 10.00 |
| BUDGET ANALYSIS | 8.00 | 10.00 |
| CASH FLOW | 8.00 | 10.00 |
| DEPRECIATION | 8.00 | 10.00 |
| EXPECTED VALUE | 8.00 | 10.00 |
| FORECASTING | 8.00 | 10.00 |
| MOVING AVERAGE | 8.00 | 10.00 |
| EXPONENTIAL | 8.00 | 10.00 |
| INVENTORY PROJECTION | 8.00 | 10.00 |
| INVENTORY TURNOVER | 8.00 | 10.00 |
| LEASE/BUY | 8.00 | 10.00 |
| PRODUCT COST | 8.00 | 10.00 |
| PRODUCTION SIZE | 8.00 | 10.00 |
| RATIO | 8.00 | 10.00 |
| RETURN ON INVESTMENT | 8.00 | 10.00 |
| MAILING LIST 8K | 12.00 | 16.00 |

HOME:

| | | |
|------------------|------|-------|
| AMORTIZATION | 8.00 | 10.00 |
| MORTGAGE | 8.00 | 10.00 |
| MORTGAGE COMPARE | 8.00 | 10.00 |
| PHONE DIRECTORY | 8.00 | 10.00 |

*16K VERSION SUPPORTS PRINTER

To Order: CONSTELLATION SOFTWARE
94 Clerk Street
Jersey City, N.J. 07305
(201) 432-0926

Check, Money Order, and COD (add \$3). Handling Charge \$2.
Send for our catalog.

Reviews in Brief (continued)

Manufacturer: Spectrum Projects
93-15 86th Drive
Woodhaven, NY 11421

Description: The *Spectrum Stick* is an analog joystick that will replace the original equipment Radio Shack joystick. The joystick is in a 3" x 6" blue mini-box. The large handle and smooth control action provide a realistic arcade feel. A red pushbutton above the joystick is available for fire-when-ready applications.

Pluses: The smooth action and wide range of the joystick make it superior in operation to the Tandy sticks. A red LED mounted into the base goes on whenever the computer is powered up. This feature provides a handy power-on indication, a feature lacking on the CoCo. The stick has no trouble reaching all corners of the graphic screen, an ability not shared by the Radio Shack stick. An extra long cord is provided.

Minuses: The box is light duty and a long drop might break the posts that hold the assembly screws. The sample unit arrived in that condition. A bit of epoxy corrected the problem. *(Editor's Note: A company representative explains defective glue caused this problem, which has since been resolved.)*

Documentation: None needed.

Skill level required: None required.

Reviewer: John Steiner

Product Name: **ABC (Version 1.02)**
Equip. req'd: Atari 400/800 w/48K RAM and disk drive(s)

Price: \$69.95

Manufacturer: Monarch Data Systems
P.O. Box 207
Cochituate, MA 01778

Description: *ABC* is a BASIC compiler that converts programs written in Atari BASIC into a compact pseudo-code. An included run-time interpreter is appended to the compiled code so no cartridge need be installed in the computer when the compiled program is run. Compiled code runs considerably faster than the equivalent BASIC-language program but slightly slower than Assembly language. *ABC* uses integer arithmetic only. In addition to all the floating-point functions, this compiler does not support **BYE**, **CLOAD**, **CONT**, **CSAVE**, **DEG**, **DOS**, **ENTER**, **LIST**, **LOAD**, **LPRINT**, **NEW**, **RAD**, **RUN**, **SAVE**, or the exponential operator.

Pluses: There is a choice of three load addresses. A utility program is included that will assist in generating relocatable code. Moderately large programs compile in a few minutes to relatively compact programs, often smaller



than the original BASIC code if one excludes the 4K + run-time interpreter. The low cost, as compared to similar products, means good value.

Minuses: All floating-point operations must be rewritten in integer arithmetic or eliminated. Some compile-time errors abort with no explanation.

Documentation: Documentation for Version 1.0 is provided. It satisfactorily explains ABC's use and techniques for modifying one's BASIC programs before compiling. Suggestions for simulating some unsupported functions are valuable.

Skill level required: Beginner/intermediate programmer (minimum).

Reviewer: Tim Kilby

Product Name: BASIC Commander
Equip. req'd: Atari 400/800/1200XL w/16K RAM
Price: \$34.95
Manufacturer: MMG Micro Software
 P.O. Box 131
 Marlboro, NJ 07746

Description: BASIC Commander is a utility program for the Atari BASIC programmer. Built-in commands are activated by single keystrokes. Commands are either functions or phrases that are printed on the screen. Functions include renumber, automatic line numbering, block delete, and DOS functions. Pre-programmed phrases such as LOAD "D": are printed on the screen with a single key press. Three keys are available for the user to program with up to 36 characters in each phrase. It can be a command, remark, string of characters, or whatever.

Pluses: The renumber and block-delete functions are fast and efficient. Access to DOS through BASIC is convenient.

Minuses: There is no way to save a user-programmed function. Also, my review copy did not re-initialize on SYSTEM RESET — a major handicap. MMG says that this latter problem has been corrected in its latest version.


Documentation: Documentation is quite adequate for using the utility.

Skill level required: Beginner programmer.

Reviewer: Tim Kilby

(Continued on next page)

Boulder Logical Testing, Inc.
 is now offering a new EPROM Programmer
FOR \$195.00



- Microprocessor based
- Programs 2716, 2732, 2732A and 2532 EPROMS
- Zero Insertion Force (ZIF) sockets are standard
- 25 or 22 volt programming voltage option
- Copy from EPROM to EPROM automatically
- RS 232 interface with selectable baud rates
- Thorough user documentation includes example software drivers for popular computer systems, including Apple*, IBM PC*, and CP/M*
- Command set can be used from host computer or terminal
- Comes complete with power supply

To order, or for more information write:
Boulder Logical Testing, Inc.
 PO Box 902
 Boulder, CO 80306

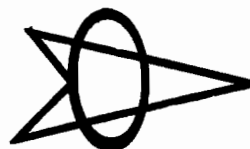
Ordering information: send money order or check only, no CODs. Price includes shipping costs and documentation. Colorado residents include 3% sales tax.
 *Apple is trademark of Apple, Inc. IBM PC is trademark of IBM, CP/M is trademark of Digital Research.

OS9 APPLICATION SOFTWARE

| | | |
|-------------------------------------|--|---|
| ACCOUNTS PAYABLE \$299 | GENERAL LEDGER with CASH JOURNAL \$399 | PAYROLL \$499 SMALL BUSINESS INVENTORY \$299 |
|-------------------------------------|--|---|

COMPLETE DOCUMENTATION \$19.95

OS9 & BASIC 09 ARE TRADEMARK OF
 MICROWARE, INC. & MOTOROLA CORP.



**SPECIALTY
ELECTRONICS**

(405) 233-5564
 2110 W. WILLOW — ENID, OK 73701

Q-card

Questionnaire Analysis Software

- Microcomputer based
Avoid the expense of contract services -- do everything in-house on your own Apple II+ microcomputer.
- Easy data entry
Avoid time consuming keypunching. Uses respondent-marked cards entered with an Optical Mark Reader (keyboard entry also possible).
- Comprehensive data analysis
Sort on any variable(s), tally all responses, conduct cross tabs, correlations, linear regression, frequency distributions, and more.
- Complete editing capabilities
Weight items, derive composites, add or delete items, and more.
- Easy-to-use
Programs are user friendly, menu driven, and interactive. No special computer expertise is required.

Call or send for more information today.

SCIENTIFIC SOFTWARE ASSOCIATES, LTD.

BOX 208 • WAUSAU, WI. 54404
TELEPHONE: (715) 845-2066

Apple II+ is a registered trademark of Apple Computer, Inc.

C64-FORTH for the Commodore 64

FORTH SOFTWARE FOR THE COMMODORE 64

C64-FORTH (TM) for the Commodore 64 - \$99.95

- Fig Forth-79 implementation with extensions
- Full feature screen editor and macro assembler
- Trace feature for easy debugging
- 320x200, 2 color bit mapped graphics
- 16 color sprite and character graphics
- Compatible with VIC peripherals including disks, data set, modem, printer and cartridges
- Extensive 144 page manual with examples and application screens
- "SAVETURNKEY" normally allows application program distribution without licensing or royalties

C64-XTEND (TM) FORTH Extension for C64-FORTH - \$59.95
(Requires original C64-FORTH copy)

- Fully compatible floating point package including arithmetic, relational, logical and transcendental functions
- Floating point range of 1E+38 to 2E-39
- String extensions including LEFT\$, RIGHT\$, and MID\$
- BCD functions for 10 digit numbers including multiply, divide, and percentage. BCD numbers may be used for DOLLAR.CENTS calculations without the round-off error inherent in BASIC real numbers.
- Special words are provided for inputting and outputting DOLLAR.CENTS values
- Detailed manual with examples and applications screens

(Commodore 64 is a trademark of Commodore)

- TO ORDER** - Specify disk or cassette version
- Check, money order, bank card, COD's add \$1.50
 - Add \$4.00 postage and handling in USA and Canada
 - Mass. orders add 5% sales tax
 - Foreign orders add 20% shipping and handling
 - Dealer inquiries welcome

PERFORMANCE MICRO PRODUCTS



770 Dedham Street, S-2
Canton, MA 02021
(617) 828-1209



Reviews in Brief (continued)

Product Name: TGS: The Graphic Solution

Equip. Req'd: Apple II or Apple II+

Price: \$149.95

Manufacturer: Accent Software, Inc.
3750 Wright Place
Palo Alto, CA 94306
(415) 856-6505

Copy Protection: Yes. Back-up provided. Additional back-ups cost \$10.00

Language: Applesoft with machine-language subroutines

Description: *The Graphic Solution* is an animation package for the construction of Apple-generated "movies" that contain text and graphics. TGS includes a powerful hi-res screen editor that features instant toggling between the hi-res screen and a magnification of a piece of the display on the lo-res screen.

Pluses: TGS provides a solution to the problem of developing animated sequences. The user can create a series of Applesoft shapes using the exploded lo-res screen, instantaneously switching to the hi-res to view the results. The shapes can be assembled into a string of frames that are woven at user-selectable speeds into a film. The development is aided by the ability to define a Macro, a series of TGS commands that can be executed with a single key stroke.

Minuses: Several hours of study are required to learn to use TGS. This is particularly true because it is not menu driven. Since the commands must be memorized, a reference card would be handy. TGS includes a brief reference card to remind you how to get from one function to another; however, it would be nice to have a list of options available within each function. The manual does not include an index.

Documentation: The 175-page manual that accompanies TGS is well written and serves as a tutorial on the TGS features. It begins with the basic functions and builds towards more complex operations. The disks that come with the package include example sequences, which can be used while completing the tutorial. The lessons contain exercises with answers at the end of the manual.

Skill level required: No programming knowledge is required. Anyone who spends a few hours going through the tutorials will be able to create animated sequences.

Reviewer: David Morganstein



Product Name: **HELLO CENTRAL!**
 Equip. req'd: Apple II or Apple II+, DOS 3.3, communications modem
 Price: \$99.00
 Manufacturer: Howard W. Sams & Co., Inc.
 4300 West 62nd St.
 Indianapolis, IN 46268

Description: The *HELLO CENTRAL!* Apple software package has full telecommunications capabilities including buffered upload and disk download and a character-oriented editor for manipulating the text in the buffer. *HELLO CENTRAL!* may be used to place calls and receive text through its terminal mode; two directories, computer and voice-call are provided for facility. Disk-based text files may also be transmitted through the terminal mode, and communication is interruptable in both directions. The *HELLO CENTRAL!* programs are menu-driven and will configure to your system's hardware and printer requirements.

Pluses: *HELLO CENTRAL!* places calls with automatic dialing and provides a re-dial option. It will also dial for you on voice calls, instructing you to pick up the phone when the connection is made. BASIC programs may be transmitted and received as text files — they may be restored for use with the EXEC command. The terminal buffer holds 18,000 characters that will be saved automatically onto a disk file when the buffer is filled.

Minuses: None noted.

Documentation: The manual included in the package provides an extensive straightforward account of the capabilities of *HELLO CENTRAL!* In 46 pages it anticipates every question the user could ask and every situation that could arise during the program operation. Addenda are also included to keep the manual up to date. (*Editor's note:* The manufacturer states that the documentation is being re-worked and expanded to be even more thorough than before. Updates will be available to all registered owners.)

Skill level required: The program menus make this package easy to use for beginners. No programming knowledge required.

Reviewer: John Hedderman

MICRO™

COMPUTER ACCESSORIES

ERRORS—DOWNTIME—SERVICE

A speck of dust, dirt, or magnetic oxide on the read/write head of your floppy disk can cause data transfer errors, a disk crash, or even a costly disk drive failure. Regular use of Perfectdata head cleaning diskettes can keep your drive heads clean and your system up and running. The Perfectdata system can be used on single or dual-sided floppy disk drives. (Comes complete with 2 cleaning diskettes, a 4 oz. bottle of CS-85 cleaning solution, and full instructions.)

5.25" Disk Drive Cleaning Kit \$22.75
 8" Disk Drive Cleaning Kit \$22.75

ORGANIZE AND PROTECT YOUR DISKETTES

Organize your diskettes with an Innovative Concepts Flip 'N' File from Mercury Micro. Holds up to 50 diskettes in a handsome smoke-colored transparent plastic case.

Case for 5.25" Diskettes \$23.75
 Case for 8" Diskettes \$29.75

WHAT'S YOUR FAVORITE NUMBER?

New for spring. Top quality shirts with "64" or "20" printed in large numerals on both front and back. 50/50 blend **will not shrink**. Specify color and size and number choice. Available in red or blue, S-M-L-XL.

\$7.50 each

ORDERING INFORMATION

Phone (301) 994-1122

SHIPPING

Add \$1.50 to all orders for shipping. We pay balance for UPS service on all orders. Add \$2.00 for COD. Maryland residents please add 5% state sales tax.

WRITE OR CALL FOR FREE COMPUTER ACCESSORY CATALOG: SURGE PROTECTORS, DUST COVERS, BOOKS, DISK MAINTENANCE, BLANK MEDIA AND MUCH MORE.



Mercury Micro Inc.
 Dept. F
 Cherry Field Road
 Drayden, Md. 20630

UV EPROM ERASER

- * Erases over 15 EPROMS - 15 minutes erase time
- * Element life 7700 hours
- * Intensity: 12W's 1/2cm² at 1"
- * Erases all UV EPROMS (2716, 2732, 2516, 2532, etc.)

\$49.95*

*HOBBY MODEL

INDUSTRIAL MODEL

QUV-T8 / 2N

\$68.95

WITH TIMER AND SAFETY SWITCH

QUV-T8 / 2T

\$97.50

INTELLIGENT PROGRAMMER STAND ALONE RS-232

- * RELIABLE
- * EASY COPY (No external equipment needed)
- * USER FRIENDLY

COMPATIBLE:
 IBM PC, TRS-80, APPLE, CPM, FLEX, TEKTRONICS, MDS

(MCS-48)

PROGRAMMING PRICE INCLUDES PERSONALITY MODULE

\$489.00



PROGRAMS: 2508, 2516, 2532, 2716, 27C16, 27C32, 2732, 2732A, 2758, 8748, 8749H, 8748H

OPTIONAL MODULES: 2564, 2764, 8755A, 8741

- * STAND ALONE, CRT, OR COMPUTER CONTROL
- * UPLOAD/DOWNLOAD IN MOTOROLA OR INTEL HEX FORMAT
- * MICROPROCESSOR BASED * 4 K INTERNAL RAM
- * 90 DAY PARTS & LABOR WARRANTY ON ALL PRODUCTS

SOON TO BE RELEASED:

PROMPRO-8 128K Version \$689.

MONEY BACK GUARANTEE

LOGICAL DEVICES INC.

871 W. OAKLAND PARK BLVD. • FT. LAUDERDALE, FL 33311

Phone Orders (305) 974-0967 • TWX: 510-955-9496



SEE US AT COMDEX SPRING - BOOTH #3019

Hardware Catalog

New MACH III Joystick for Apple II, Apple IIe, and IBM PC

Hayes Products announces its newest addition to their joystick product line, the **MACH III** for the Apple II, Apple IIe, and IBM PC. The MACH III features the typical Hayes Products qualities of extended life cycle (10 times), connector compatibility with Apple II, Apple IIe, and IBM PC, and a rugged gimble with spring centering or free floating in any one or all four X,Y quadrants to provide perfect arm alignment with 360° movement. The fire control button is located on the end of the joystick for quick action control.

Prices are **\$49.95** for Apple II and **\$54.95** for Apple IIe and IBM PC. Contact Hayes Products, 1558 Osage Street, San Marcos, CA 92069; (714) 744-8546.



Commodore/Atari Automodem Features Parallel Printer Port

The Microperipheral Corp. announces **AutoPrintMicroconnection**, a low-cost modem for the VIC-20, Commodore 64, and Atari computers. The unit features both an autodial and autoanswer capability. In addition, it has a built-in Centronics-compatible parallel printer port. It operates at 300 baud (Bell 103) in either originate or answer mode and is FCC Type Accepted. The combination modem and printer interface plugs directly into the computer without the need for additional interface devices. Telecommunications software is provided in the user manual.

The printer port permits connecting conventional parallel printers such as the Epson and Oki. With the modem connected to the phone line, the printer will simultaneously provide hard copy of whatever appears on the screen. Word processing software is available, which routes text to the printer via the modem.

The price is **\$149.95**. For additional information contact Norene Scott, Director of Sales, The Microperipheral Corp., 2565 152nd Ave. N.E., Redmond, WA 98052; (206) 881-7544.

THE KEY — Serial Version

STAFF Computer Technology Corporation announces a serial version of **THE KEY** (for the DEC LSI-11, Apple, and IBM PC), a hardware module that protects software products from being pirated. **THE KEY** provides the computer with a unique identification. The interactions of the software and **THE KEY** are used to form inquiry/response pairs. The use of many inquiry/response pairs enhances the security. The serial Key can be used with any computer system having an RS-232 interface.

By requiring the use of **THE KEY**, software suppliers can control

the use of their software. Since **THE KEY** can be on only one system at a time, a single-user license can now, in fact, be limited to a single user. License periods can be enforced by requiring the return of **THE KEY**. Demonstration or evaluation packages, which include **THE KEY**, may be circulated to representatives and prospective licensees without loss of control.

For further information contact Mary T. Gibson, STAFF Computer Technology Corporation, 10457 J Roselle Street, San Diego, CA 92121; (619) 453-0303.

Franklin Computer Enters Microcomputer Accessory Market with 80-Column Card

Franklin Computer Corporation introduces the **ACE Display Card**. The product expands the video display capabilities of Franklin ACE 1000 and Apple II computers to a full 80 columns by 24 lines to provide easier viewing and greater versatility.

The new Franklin display card provides four cursor choices, reverse video as a standard feature, and accommodates the full upper- and lower-case 128-character ASCII set, including line-drawing graphics. Lower-case characters have true descenders.

The Franklin display card operates automatically, switching between 40 and 80 columns and between text and graphics, to suit the program in use. The card operates with CP/M and PASCAL programs.

Suggested retail price is **\$199.00**. Additional information may be obtained from Franklin Computer Corporation, 2128 Route 38, Cherry Hill, NJ 08002; (609) 482-5900.

3" Micro-Floppy Disk Drive System for Radio Shack Color Computer

Amdek Corporation has introduced the **Amdisk III**, a 3" Dual Disk Drive System compatible with the Radio Shack Color Computer. The system provides up to 624K of double-density formatted storage capacity. Interfacing with the computer is simple because the Amdisk III unit is completely compatible with the Radio Shack Disk Operating System, TRSDOS.

The unit provides faster access time than 5¼" drives, and utilizes a 3" cartridge-type media. The media is constructed of hard plastic and includes an automatic shutter mechanism for protection, which remains closed until it is inserted into the drive.

Suggested retail price for the Amdisk III disk drive system is **\$599.00**. The media is **\$6.99** each. For further information contact Amdek Corporation, 2201 Lively Blvd., Elk Grove Village, IL 60007; (312) 364-1180.




SELECT-A-RAM — 64K for the VIC-20

Advanced Processor Systems introduces the **SELECT-A-RAM**, a 64K memory expansion cartridge for the Commodore VIC-20. The **SELECT-A-RAM** provides two expansion slots for program and game cartridges or additional memory expansion up to 192K. Decoding circuitry in the **SELECT-A-RAM** allows switching of RAM and ROM in 8K blocks by inputs generated from the keyboard or by software command.

SELECT-A-RAM plugs directly into the memory expansion slot on

the VIC-20 and is powered by the VIC-20 supply. Other features include write protection, reset switch, and optional external power. The use of high density dynamic RAMs with transparent refresh makes the **SELECT-A-RAM** the lowest cost-per-bit memory expansion product on the market today for the Commodore VIC-20.

The price is **\$169.00**. Contact Advanced Processor Systems, P.O. Box 43006, Austin, TX 78745-0001; (512) 441-3202.



MICRO

Software Catalog

Wordcraft 20 Brings Budget-Priced Word Processing to VIC-20 Owners

UMI's new **Wordcraft 20** lets the home computerist have quality word processing economically. If you have a TV, adding a VIC-20 at \$140 (or less), a disk drive (\$300), printer (\$400), and Wordcraft 20 (\$149.95) can provide you with complete word processing for less than \$1,000. Writing may be stored using the two-tape cassette player rather than the disk drive, lowering the cost by \$230.

Wordcraft 20 plugs into the VIC-20 just like any game or memory cartridge. The cartridge contains 16K of program on ROM chips. An additional 8K of RAM memory is in Wordcraft 20 Plus, priced at \$199.95 — providing a comprehensive feature not available in other low-cost word processors for the VIC.

The program is extremely powerful and capable of creating perfect documents, correspondence, and personalized form letters. It can create and print out mailing lists and other special-purpose projects — all at less than one third the price of conventional word processing programs designed to run on more sophisticated office-type personal computers.

Price is \$149.95. For more information contact United Microware Industries, Inc., 3503-C Temple Ave., Pomona, CA 91768; (212) 986-6668.



Amper-Magic

Amper-Magic for the Apple II, Apple II Plus, and Apple IIe lets BASIC programmers use machine-language routines without needing to know anything about machine language. Attach any number of routines (we supply 50 and you can add relocatable routines from any other source) and then call them by name. Amper-Magic automatically takes care of addresses and variables even while you edit the BASIC program! Routines become a part of your program so you never need to BLOAD again. No charge for commercial license.

Price is \$75.00 for Volume 1, \$35.00 for Volume 2. Contact Anthro-Digital, Inc., 103 Barlett Ave., Pittsfield, MA 01201.

Police Artist

SIR-TECH Software, Inc. enters the home and educational software market with the publication of **Police Artist™** for the Apple II, Apple II Plus, and Apple IIe with 48K and one disk drive. The player is an eye witness to a crime and must remember the culprit's face in order to pick it out of a police lineup or reconstruct it from a catalog of face parts. The program creates more than 1,000,000 different faces, each with a unique name. The disk contains three separate games at various difficulty levels and displays best scores.

For more information contact Sir-Tech Software, Inc., 6 Main Street, Ogdensburg, NY 13669; (315) 393-6633.

Batting Statistics Program for Baseball Leagues

Rainbow Computing, Inc. announces **BAT-STAT**, a menu-driven program designed to keep statistics for a baseball team of up to 20 players. Player statistics are given for both "This Game" and "Season." Team totals for current game and season are also provided on the report. Ten statistical categories are provided: At Bats, Runs, Hits, Batting Average, Doubles, Triples, Home Runs, Sacrifices, Walks, and Runs Batted In. BAT-STAT automatically computes batting averages.

BAT-STAT features easy data entry and editing, error-handling, blank score sheet printing, and game and season report printing. It requires an Apple II Plus, 48K or Apple IIe, and a single disk drive with DOS 3.3.

The price is \$49.95 on floppy diskette. For further information write RCI Marketing, 19517 Business Center Drive, Northridge, CA 91324; (213) 349-0300.

New Adventure Game

Sirius is proud to announce an addition to their line of software. **CRITICAL MASS** is an adventure game with challenging riddles, a real-time clock, and fast action sequences for the Apple II, Apple II+, and Apple IIe.

For further information contact Sirius Software, Inc., 10364 Rockingham Drive, Sacramento, CA 95827; (916) 366-1195.

(Continued on page 136)

Software Catalog

(continued)

TRS-80 Color Author

Color Author allows educators (without previous experience) to create instructional materials for delivery on the TRS-80 computer. The system is menu-driven with options listed to guide the user through the lesson-creating process. Lessons consist of a series of frames, which may contain tutorial text, questions, and graphics. Special display features of Color Author include normal and double-sized text, reverse video, underlining, bold-face, and special graphics characters. Graphics can be created for frames by using a joystick, and feedback messages and hints can be set to appear after correct and incorrect responses.

Available from Radio Shack.

Menu-driven Copy Utility

COLORCOPY is a menu-driven copy utility for the TRS-80 Color Computer that copies data files or programs — disk to tape, tape to disk, or disk to disk. It also kills files or programs.

Many options are provided: it copies basic programs, machine-language programs, or data files; allows selection by groups of filenames or extensions, or individual files by menu selection; writes multiple copies of files to tape; backs up a disk to tape; restores a tape to disk; copies files in alphabetic sequence, and much more.

Written in BASIC with machine-language subroutines, COLORCOPY requires 32K and DOS. It is supplied on cassette or diskette with complete instructions.

Price is \$15.00 ppd. for cassette or \$20.00 for diskette. Available from COCOPRO, P.O. Box 37022, St. Louis, MO 63141.

Software from Hallie

Diet! will make your Apple II computer more popular than your refrigerator. Selected features include: your ideal weight and calories needed to maintain that weight, effect of exercise on weight loss, weight charts, insults or compliments (your choice!) about your weight change, and more! Visual prompts, anytime review of directories, and "no calorie" menus make this program especially easy to use.

Diet! sells for \$15.95 and is available from Hallie Software, Box 4383, Auburn Heights, MI 48057.

Genealogical Software System for the Apple

The Family Connection is a powerful, handy genealogical program that is available from Discovery Software. It will allow you to create and maintain a series of individual records about each member on your family tree. The Family Connection is designed for the Apple II series of computers (or an Apple II work-alike) with 48K of memory and two disk drives (using DOS 3.3). A printer is optional, but recommended.

Price is \$99.50. Contact Discovery Software, P.O. Box 68821, Indianapolis, IN 46221 or P.O. Box 9336, Cincinnati, OH 45209; (317) 291-1433.

(Continued on page 138)

TELECOMMUNICATIONS on the VIC and '64!

"A versatile and exceedingly well-done package." David Malmberg, MICRO

"Simply the best & nicest VIC terminal software I have seen." Greg Yob, CREATIVE COMPUTING

We created quite a flurry and earned rave reviews with *Terminal-40*, the unique software that transforms the VIC screen into a 40-column smooth-scrolling display. And with features like a Receive Buffer and VIC printer dump, *Terminal-40* sets a new standard for personal modem communications with networks such as CompuServe and Source. Our '64 *Terminal* does the same quality job for the '64.

And now there's even MORE!!! *SuperTerm* for the VIC and '64 supports text storage to disk or tape and program UPLOAD/DOWNLOAD. *SuperTerm*, used with our Smart ASCII interface, also supports popular parallel printers.

Choose the one right for you. Call or write today for the "best", then . . .

For the VIC:

Terminal-40 (req 8K exp) \$29.95

SuperTerm (req 16K exp) . . . Call

For the Commodore 64:

'64 *Terminal* . . . \$29.95

SuperTerm . . . Call

(On cassette. Requires modem.)



**MIDWEST
MICRO Inc.**

311 W. 72nd ST. • KANSAS CITY • MO • 64114

REACH OUT and BYTE SOMEONE!

ORDER DESK: (816) 333-7200


Send for a free brochure describing our other quality products.

MAIL ORDER: Add \$1.50 shipping and handling (\$3.50 for C.O.D.); VISA/Mastercard add 3% (card# and exp. date); Missouri residents include 4.6% sales tax. Foreign orders payable U.S.\$; U.S. Bank ONLY; add \$5 shp/hndlg. Dealer inquiries invited.



VIDEO TERMINAL BOARD 82-018

This is a complete stand alone Video Terminal board. All that is needed besides this board is a parallel ASCII keyboard, standard NTSC monitor, and a power supply. It displays 80 columns by 25 lines of UPPER and lower case characters. Data is transferred by RS232 at rates of 110 baud to 9600 baud — switch selectable. The UART is controlled (parity etc.) by a 5 pos. dip switch.

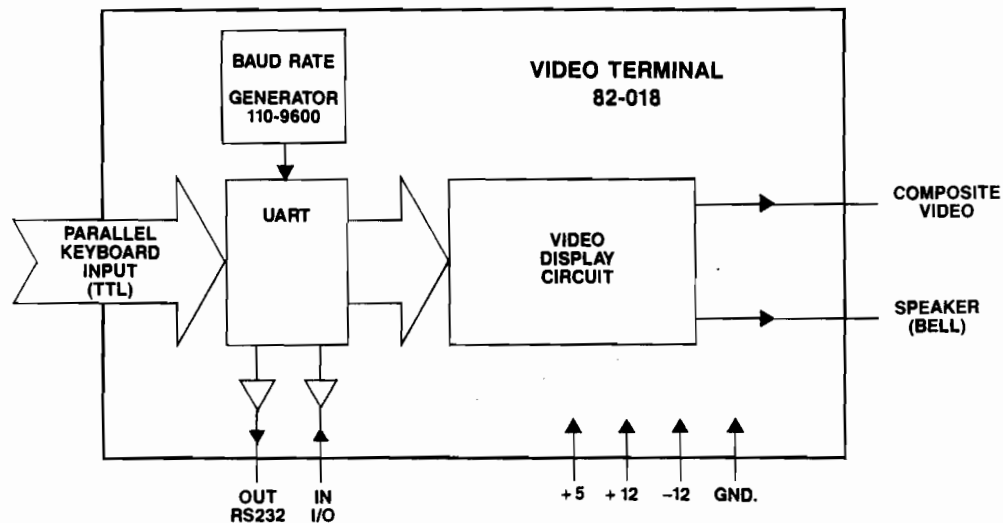


Complete source listing is included in the documentation. Both the character generator and the CRT program are in 2716 EPROMS to allow easy modification to your needs.

This board uses a 6502 Microprocessor and a 6545-1 CRT controller. The 6502 runs during the horz. and vert. blanking (45% of the time). The serial input port is interrupt driven. A 1500 character silo is used to store data until the 6502 can display it.

Features

- 6502 Microprocessor
- 6545-1 CRT controller
- 2716 EPROM char. gen.
- 2716 EPROM program
- 4K RAM (6116)
- 2K EPROM 2716
- RS232 I/O for direct connection to computer or modem.
- 80 columns x 25 line display
- Size 6.2" x 7.2"
- Output for speaker (bell)
- Power +5 700Ma.
- +12 50Ma.
- -12 50Ma.



This board is available assembled and tested, or bare board with the two EPROMS and crystal.

| | | |
|------------------------------------|----------|----------|
| Assembled and tested | #82-018A | \$199.95 |
| Bare board with EPROMS and crystal | #82-018B | \$ 89.95 |

Both versions come with complete documentation.



JOHN BELL ENGINEERING, INC.

ALL PRODUCTS ARE AVAILABLE FROM JOHN BELL ENGINEERING, INC. • 1014 CENTER ST., SAN CARLOS, CA 94070
 ADD SALES TAX IN CALIFORNIA • ADD 5% SHIPPING & HANDLING 3% FOR ORDERS OVER \$100



SEND \$1.00 FOR CATALOG

(415) 592-8411

10% OUTSIDE U.S.A.
 ADD \$1.50 FOR C.O.D.

WILL CALL HOURS: 9am - 4pm



#249

Software Catalog
(continued)


Eleven New Commodore 64 Programs from TIMEWORKS

Eleven new programs for the Commodore 64 are being introduced nationally by TIMEWORKS, INC., independent publisher of personal computer software. The first four of these programs now available include WALL STREET, a competitive game of financial speculation; ROBBERS of the LOST TOMB, great adventure search for the Sacred Tablets from a lost 100-room Egyptian tomb; THE MONEY MANAGER, home and business budget and cash flow system; and the DATA MANAGER, a general information storage and retrieval system with features usually found in

more expensive programs. TIMEWORKS' new Commodore 64 programs come with complete and comprehensive, yet easy-to-understand manuals, are simple to operate, and are complete with sound effects and color. They are available on both cassette and 5¼" disk. Each carton

includes superior dynamic graphics, intriguing descriptions, and program specifications to aid in identification of program parameters.

Prices range from \$21.95 to \$29.95. Contact TIMEWORKS, INC., 405 Lake Cook Road, Building A, Deerfield, IL 60015; (312) 291-9200.



Apple IIe Version of Micro Cookbook Released

Virtual Combinatics announces the release of the Apple IIe version of **Micro Cookbook**. Use of "point technology" increases Micro Cookbook's user friendliness. "Point and select" recipes by name, category, or available ingredients using a joystick, paddle, or keyboard cursor control. Features of the Apple IIe version include: multiple direction screens, index recovery, upper and lower case, full cursor editing control, multiple disk drive support, and an expandable shopping list (allowing non-food related products to be added). Nutrition and calorie guides, food buying and storage hints, a glossary of cooking terms, and carefully researched recipes are also included.

(Continued)

VIC 20

40-80 COLUMN BOARD



only **\$99⁰⁰**



Now you can get 40 or 80 Columns on your T.V. or monitor at one time! No more running out of line space for programming and making columns. Just plug in this board and you immediately convert your VIC-20 computer to 40 or 80 columns! PLUS, you get a Word Processor, Mail Merge program, Electronic Spreadsheet (like VISICALC) and Terminal Emulator! These PLUS programs require only 8K RAM memory and comes in an attractive plastic case with instructions. List \$149 Sale \$99

● **COMMODORE 64 COMPUTER — "80 COLUMN BOARD" LIST \$275 SALE \$179**

(Less \$20 Accessory Purchase Discount)

"15 DAY FREE TRIAL"

- We have the lowest VIC-20 prices
- We have over 500 programs
- Visa — Mastercharge — C.O.D.
- We love our customers!

PROTECTO ENTERPRISES (WE LOVE OUR CUSTOMERS)

BOX 550, BARRINGTON, ILLINOIS 60010
Phone 312/382-5244 to order

Software Catalog

(continued)

Micro Cookbook takes full advantage of the Apple IIe's additional functions [80-column display, 64K expandable to 128K].

For more information contact Gerry Fager, Mattie Associates, 84 State Street, Boston, MA 02109; (617) 227-5075.

Okidata Introduces Revolutionary Downline Loading Program

Designed for the Okidata Microline 92, 93, and 84 Step 2 printers, **Personal Touch** is user-friendly for the Apple II+ and Apple IIe computers. It will soon be available for the IBM personal computer. This major breakthrough in downline loading allows all users to form new characters by creating dot matrix patterns. When the diskette is inserted into the computer, concise instructions appear on the screen. A large graphic representation guides the user through easy dot placement using keyboard commands, and another display shows how the formatted characters will look when they are printed. The new characters can be stored on the diskette and downline loaded into the Okidata memory for printing. An added bonus for the user is the inclusion of Greek, superscript/subscript, math, ASCII, and italics character sets as part of the program.

Manufacturer's list price for Personal Touch is **\$89.00**. The diskette is accompanied by an easy-to-follow user's manual. Available from Okidata Corporation, 111 Gaither Drive, Mt. Laurel, NJ 08054; (609) 235-2600, TWX: 710-897-0792.

eRAM 80 Expands Apple Memory and Adds Character

eRAM 80 from Quadram Corporation is a low-cost peripheral card designed to double the amount of text that can be displayed on the Apple IIe and improve its memory. eRAM 80 adds 40 extra characters to the Apple IIe's regular 40-character format, allowing up to 80

characters to be displayed per line. With eRAM 80, the display screen can be programmed for either standard 40-column or extended 80-column text display and allows the Apple IIe user to switch back and forth between the two formats.

Depending on which text format is being used, eRAM 80 provides the Apple IIe with either 64K or

63K bytes of memory in addition to the 64K already installed on the Apple's main logic board.

Retail price for the eRAM 80 card is **\$159.00**. For additional information contact Quadram Corporation, 4357 Park Drive, Norcross, GA 30039; (404) 923-6666, or TWX 810-766-4915 (QUADRAM NCRS).

(Continued on next page)

"POWER FAILURE"

Goodbye valuable data. Unless you have a Guardian Angel uninterruptible power source on duty.

Guardian Angel switches to 150 watts of backup power in 1/100 of a second or less while alerting you of blackout or brownout conditions. Its rugged 12V battery gives you up to six minutes (15 at half-rated power), enough to save your data and shut down your system if line power does not return.

Guardian Angel is compatible with virtually every major microcomputer system, including Apple, IBM, H-P, TRS-80, Xerox, Eagle and Osborne. Its transient voltage suppressor also prevents system damage from power spikes.

Guardian Angel simply plugs in between your power source and your microcomputer. Its compact size permits either desktop use or out of the way placement.

Protect your investment: see your R.H. Electronics dealer today about Guardian Angel or contact us at 566 Irelan Street, Buellton, CA 93427, (805) 688-2047.



Guardian Angel™, with LED power status indicator, automatically safeguards data from blackouts, brownouts for just \$595.

RHELECTRONICS, INC.

*Patents pending, UL listed, FCC approved, 240V/50 Hz version available. Dealers and OEM inquiries invited.

Thank
Heaven
We got a
Guardian
Angel.™

Software Catalog

(continued)

TEXTWRITER I for 6809 Tape Systems

You can now use TSC TEXT EDITOR with Granite Computer Systems' **TEXTWRITER**. TEXTWRITER + EDITOR enables you to produce letters, ads, and text. This package creates a

powerful and low-cost line-oriented word-processing system.

A variety of MENU-driven options are provided to display or omit line or page numbers, output the entire text file or one or more text segments, multiple copies, etc.


TSC EDITOR is normally loaded into low

memory starting at \$0000. The text buffer occupies the next higher contiguous block of memory. TEXTWRITER is loaded above the buffer. The size of the text buffer is obviously a function of available memory.

Matrix printers such as Epson and Okidata use control characters (\$00-\$1F) to

control various options such as wide characters, line skipping, etc. This is not a problem with TEXTWRITER, but it is with EDITOR as supplied by TSC. EDITOR checks for control characters in keyboard and disk/tape input. Detailed instructions are given for modifications to EDITOR so that control characters can be used in text. The few necessary patches are supplied.

Object program on KC cassette is priced at **\$50.00**. Available from Granite Computer System, Route 2, Box 445, Hillsboro, NH 03244; (603) 464-3850.




NO POWER SPIKES WITH SUPER FAN II.

Super Fan II's Zener Ray™ Transient Voltage Suppressor and Power Filter squelches spikes up to 6000 amps — even those caused by lightning — while responding up to 100 times faster than Apple II's

built-in suppressor.

In addition, Super Fan II cools your Apple, removing heat buildup at a remarkable 17 cubic feet of air per minute. Yet it's the quietest fan of its kind on the market.

Super Fan II also positions a lighted on/off computer switch and two accessory plugs at your fingertips. It's warranted for two years and simply clips to your Apple II, IIe or monitor stand. See your R.H. Electronics dealer today about Super Fan II*, or contact us at 566 Irelan Street, Buellton, CA 93427, (805) 688-2047.



RHELECTRONICS, INC.

Super Fan II, in black or tan: \$109.
Without Zener Ray, \$74.95.
Additional air flow seals, \$5.
Available in 240V/50 Hz

Dealer/OEM inquiries invited.
*U.S. Patent #D268283
#4383286

France, call B.I.P. 1-255-4463
Australia, call Imagineering (02)212-1411

Super Hi-Res Space Game

Treat that itchy joystick finger to something special with the newest game release from Mark Data Products. **GLAXXONS** is a super hi-res space game for the Radio Shack Color Computer and TDP-100 that pits your playing skills against squadrons of swooping, diving enemy spacecraft. Your goal in this fast and furious game is to eliminate as many aliens as possible while avoiding your own destruction — not easy! Seven selectable skill levels coupled with automatic game acceleration provide a challenge for both novice and expert players.

This machine-language program is available on 16K cassette for **\$24.95** and 32K disk for **\$29.95**. Available at your favorite dealer or from Mark Data Products, 24001 Alicia Parkway, Suite 207, Mission Viejo, CA 92691.

MICRO

Announcing The best 6502 Assembler in the World

ORCA/M™

Now. The kind of high-level support you'd only expect to find on a main frame.

ORCA/M (*Hayden's Object Relocatable Code Assembler for Micros*) lets you develop sophisticated applications with the speed and ease of a high-level language, yet retain the control and efficiency that only assembly language can give.

Here's what ORCA/M gives you:

The Assembler

Macro language features:

- Conditional assembly of source and macro files
- Separate source and macro files
- Nestable macros
- Parameter mid-string and string search functions
- Symbolic parameter assignment
- Numeric, string, and boolean type parameters
- Parameter subscripting
- Global communication between macros
- Macro expansion loop control
- Count, length and type parameter-attribute functions

Extensive Macro Libraries

Memory Constant Declarations:

- Integer
- Character
- Four-byte Integer
- Hexadecimal
- Floating Point

Relocatable object module generation

Fast assembly directly to disk

Program segmentation:

- Selectively assemble individual subroutines
- Global and local scope of symbols

The Linker

Produce executable binary files from relocatable object modules

Link routines from library files

Link subroutine re-assemblies

Define a new origin for previously assembled code

Invoke at assembly time or by command

Subroutine libraries:

- Floating point and double-precision routines
- Transcendental functions
- Hi- and lo-res graphics
- Multiple-precision integer math
- Input and output

The Editor

Co-resident screen editor:

- Global search and replace
- Block move
- Entry of non-keyboard characters

Supports lower case adapters and shift-key modification

80-column horizontal scrolling with 40-column displays

The System

Monitor: transparent control of system from one command level

Extended Disk Commands:

- File copy
- File undelete
- Catalog sort
- Wildcard filenames

Disk ZAP: Built-in disk sector editor

Optimized DOS 3.3 compatible operating system

Operating system interface:

- Supports a variety of configurations
- User-modifiable to allow linkage of custom drivers for peripherals

64k RAM supported, 48k required

This unique array of features and functions speaks for itself: the power of ORCA is unsurpassed.

All features are documented clearly and extensively. Source listings for the subroutine and macro libraries, as well as the operating system, are included.

ORCA. If you're serious about developing 6502 software, it's the one to have.

Available from your local dealer, or call 800-343-1018 (In MA call 617-937-0200) ORCA/M: 21609 Apple II disk, 48k, DOS 3.3 Two drives and 64k recommended

Introductory Price:
\$99.95

HAYDEN SOFTWARE

Richvale Telecommunications

10610 BAYVIEW (Bayview Plaza)
 RICHMOND HILL, ONTARIO, CANADA L4C 3N8
 (416) 884-4165

\$185⁰⁰ Canadian
\$149⁰⁰ U.S.
 PLUS CUSTOMS BROKERAGE,
 HANDLING AND MAILING CHARGE.

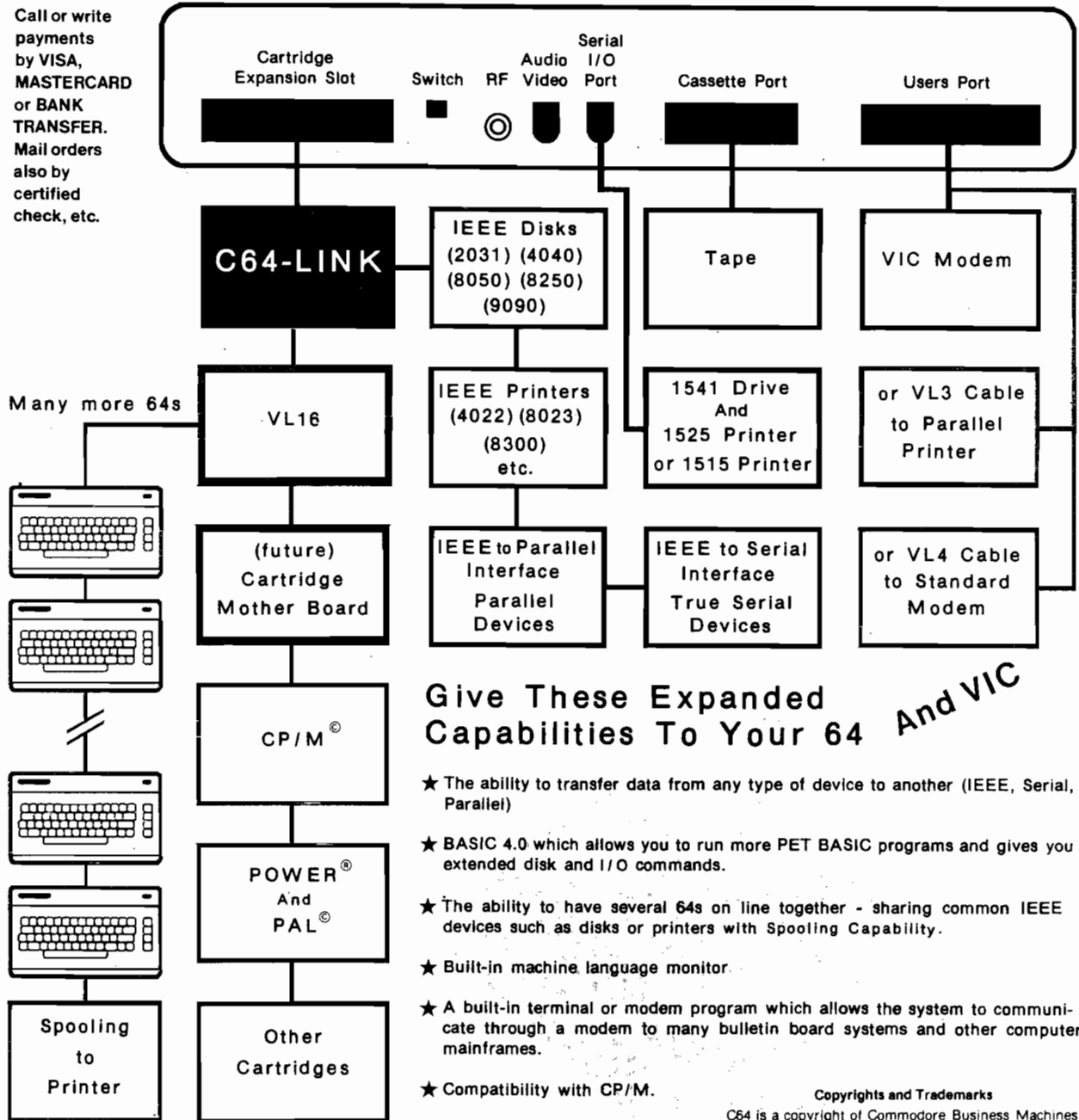
Also available
 for VIC 20

RTC

C64-LINK[®] The Smart 64

RTC

Call or write
 payments
 by VISA,
 MASTERCARD
 or BANK
 TRANSFER.
 Mail orders
 also by
 certified
 check, etc.



Give These Expanded Capabilities To Your 64 And VIC

- ★ The ability to transfer data from any type of device to another (IEEE, Serial, Parallel)
- ★ BASIC 4.0 which allows you to run more PET BASIC programs and gives you extended disk and I/O commands.
- ★ The ability to have several 64s on line together - sharing common IEEE devices such as disks or printers with Spooling Capability.
- ★ Built-in machine language monitor.
- ★ A built-in terminal or modem program which allows the system to communicate through a modem to many bulletin board systems and other computer mainframes.
- ★ Compatibility with CP/M.

Copyrights and Trademarks

C64 is a copyright of Commodore Business Machines, Inc. C64-LINK is a copyright of Richvale Telecommunications. CP/M is a registered trademark of Digital Research. POWER is a trademark of Professional Software. PAL is a copyright of Brad Templeton.

Contact your local Commodore dealer or RTC.

Next Month in **MICRO**

September features

Education

Find out:



• How you can help establish an effective computer curriculum in your school system



• Who manufactures educational software



• What Nathan Schulhof and the people of Silicon Valley Systems do for disabled children



• What kinds of programs kids are writing in LOGO



• More about Turtle Graphics — an educational language

PLUS: Atari Painting Program Continues
Peripherals Catalog for Atari and Color Computer

CSE means OSI

Software and Hardware
Introducing 5 new disk programs

From DMP Systems:

| | |
|---------------------|---------|
| Superdefender | \$14.95 |
| Universe | \$14.95 |
| Edit-all | \$19.95 |
| De-bug | \$12.95 |

From Dwo Quong Fok Lok Sow:

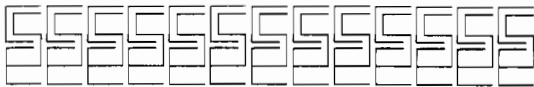
WP-6502 Word processor. Available in three versions.

| | |
|----------------|----------|
| 5" disk | \$200.00 |
| 8" disk | \$234.95 |
| Cassette | \$39.95 |

| | |
|---|---------|
| Training Manual | \$20.00 |
| CSE's Rom Source Code Listing 100 Pages! .. | \$15.95 |

NEW! NEW! NEW!
ANCHOR SIGNALMAN MODEMS \$89.50

Please write for more info on new disk programs or send \$2.00 for catalog. Please include \$2.00 shipping (\$3.00 for modems).



COMPUTER SCIENCE ENGINEERING

Box 50 • 291 Huntington Ave. Boston 02115
617-423-9501

MICRObits

The Cheap Assembler

Includes unlimited length labels, free field programming, two pass RAM/disk based assembly, ten command text editor, interactive operation, tutorial manual and demonstration routines. APPLE II+, 48K, DOS 3.3 required. Send \$29.00 plus \$4.00 P&H to: Thunder Software, P.O. Box 31501, Houston, TX 77231, 713-728-5601.

Payroll

Compatible with 64K Apple computers. Features: 100 employees per disk, time card adding, automatic overtime, user changeable taxtables, five miscellaneous deductions — fixed or percentage amounts, tips, automatic printing of checks, W-2 forms, and reports. Bill Martin, 6485 Diana Drive #2, Poland, OH 44514, 216-757-2143.

DIGITIZER/GRAPHICS TABLET

THE HELPING HAND — more than just a drawing device. More versatile than paddles or joysticks. Drawing board is 16" x 20" and includes two function keys. Connects to the 9-pin game port of VIC-20, C64, Atari, TI etc. \$44.50. Persimmon Peripherals, Route 2, Box 2306A-MI, Clayton, GA 30525.

Peripherals for the VIC-20 and C64

Light pen model BR2064, very accurate readings in vertical and horizontal, push button switch, excellent documentation and software listings included. \$26.95. 51K PLUS expansion memory expands VIC-20 to 56K ram, assembled and tested. Excellent documentation. \$140.00. Miami Valley Micro Systems, 3341 Sheffield Rd., West Carrollton, OH 45449.

QIMIX

2 MHZ 6809 CPU, 56K, dual 5 1/4 drives double sided, double density, DMA controller 3 serial ports, 2 parallel ports. Complete with FLEX-09 and MICROWARE OS-9 and utilities. \$3800 or best 312-658-5665 day, 658-3102 night.

Advertiser's Index

| | | | |
|-----------------------------------|---------------------|----------------------------------|------------|
| AB Computers..... | 127 | Leading Edge..... | Cover IV |
| Access Unlimited..... | 43 | Logical Devices..... | 131 |
| Acorn Software Systems..... | 128 | Loris Data..... | 114 |
| Addmaster..... | 89 | Manx..... | 11 |
| Alternative Energy Products..... | 110 | Mercury Micro Inc..... | 131 |
| Amdek..... | 79 | Micro Data Supplies..... | 12 |
| Amplify..... | 19 | Micro Spec..... | 19 |
| Anthro-Digital Software..... | 106 | Microware Distributing..... | 42,92 |
| Apple Tree Electronics..... | 88 | Midnite Gazette..... | 42 |
| Arbutus Total Soft..... | 82 | Midwest Micro..... | 136 |
| Ark Computing..... | 71 | MMG Software..... | 3 |
| Armadillo Int'l. Software..... | 94 | Modular Mining Software..... | 124 |
| Artisan Software..... | 91 | Modular Systems..... | 20 |
| Aurora Software..... | 90 | Monarch Data Systems..... | 18 |
| Avant-Garde Creations..... | 80 | Moore Business Centers..... | 89 |
| Boulder Logical Testing Inc..... | 129 | Ohio Computer Camp..... | 70 |
| Check-Mate..... | 83 | Omega Sales International..... | 46 |
| Commander Magazine..... | 114 | Performance Micro Products..... | 130 |
| CompuSense..... | 10,88,89,90,95,135 | Perry Peripherals..... | 60 |
| CompuTech..... | 89 | Pion Inc..... | 114 |
| Computer Case Company..... | 2 | PMI Inc..... | 93 |
| Computer Entrepreneur..... | 21 | Primesoft..... | 49 |
| Computer Mail Order..... | 100,101 | Professional Business Forms..... | 7 |
| Computer Marketing..... | 1 | Protecto Enterprises..... | 61,109,138 |
| Computer Science Engineering..... | 143 | Pterodactyl Software..... | 111 |
| Compu-Way..... | 138 | R H Electronics..... | 139,140 |
| Constellation Software..... | 128 | Richvale Telecommunications..... | 142 |
| Custom Computer Systems..... | 57 | Scientific Software..... | 130 |
| D & N Micro..... | 87 | S G C..... | 125 |
| Datamost, Inc..... | 31,66 | S J B Distributors..... | 77 |
| Eastern House Software..... | 53 | Skyles Electric Works..... | 113 |
| E P D..... | Cover II, Cover III | Software T' Boot..... | 18 |
| Estes Engineering..... | 123 | Speciality Electronics..... | 129 |
| Excert..... | 108 | Spectrum Projects..... | 20 |
| Foxfire Systems..... | 11 | Star Micronics..... | 6 |
| Granite Computer Sales..... | 112 | Taylormade Software..... | 42 |
| Hayden Software..... | 141 | Thunderhawk..... | 13 |
| Hollywood Software..... | 121 | Unique Data..... | 14 |
| Homebase Computers..... | 7 | United Computer Corp..... | 51 |
| Howard Sams & Co..... | 99 | Valpar International..... | 32 |
| I J G..... | 17 | Versa Computing..... | 9 |
| Incomm..... | 56 | Victory Software..... | 35 |
| Inter-Action..... | 40 | Winders & Geist Inc..... | 15 |
| Interesting Software..... | 52 | Zanim Systems..... | 75 |
| J & M Software..... | 112 | Zytrex..... | 10 |
| John Bell Engineering..... | 137 | | |

MICRO INK is not responsible for claims made by its advertisers. Any complaint should be submitted directly to the advertiser. Please also send written notification to MICRO.

National Advertising Representatives

Middle Atlantic and Southeastern States:

Dick Busch Inc.

Richard V. Busch

6 Douglass Dr., R.D. #4

Princeton, NJ 08540 (201) 329-2424

Dick Busch, Inc.

Eleanor M. Angone

74 Brookline,

E. Atlantic Beach, NY 11561 (516) 432-1955

servicing: New York, Pennsylvania, New Jersey, Delaware, Maryland, West Virginia, Virginia, D.C., North Carolina, South Carolina, Louisiana, Tennessee, Mississippi, Alabama, Georgia, and Florida

West Coast:

The R.W. Walker Co., Inc.

Gordon Carnie

2716 Ocean Park Boulevard, Suite 1010

Santa Monica, California 90405 (213) 450-9001

servicing: Washington, Oregon, Idaho, Montana, Wyoming, Colorado, New Mexico, Arizona, Utah, Nevada, California, Alaska, and Hawaii (also British Columbia and Alberta, Canada)

Mid-West Territory:

Thomas Knorr & Associates

Thomas H. Knorr, Jr.

33 N. Michigan Avenue, Suite 403

Chicago, Illinois 60601 (312) 726-2633

servicing: Ohio, Oklahoma, Arkansas, Texas, North Dakota, South Dakota, Nebraska, Kansas, Missouri, Indiana, Illinois, Iowa, Michigan, Wisconsin, and Minnesota

WE DIDN'T MAKE IT CUTE,

WE MADE IT TOUGH!

The Grizzly™, EPD's uninterruptible power system is as tough as the animal it was named after. Like its namesake, don't let its looks deceive you. This compact system plugs directly into any standard outlet and is ready to go. All you need to do is plug what needs protection into it, flip The Grizzly on and proceed with your normal routine. In the event of a power-line problem such as a brownout

or blackout, The Grizzly will take over instantly delivering power at full load for up to twenty minutes. Simultaneously, its sonar alarm will sound signaling you to close out files and shutdown or giving you the option of allowing line power to return.

Functioning as a source of back-up or simply removing submicro-second overvoltage line transients "spikes" or "glitches" from electrical circuits, The Grizzly gives you confidence in your ability to operate at peak performance and eliminate data base loss.

It's maintenance-free, warranted for one year and backed by EPD's Lloyds of London-insured guarantee. It's tough. It's The Grizzly. Available through your local dealer.



Electronic Power Devices, Inc.
P.O. Box 673, Waltham, MA 02254
(617) 891-6602 • 1-800-343-1813

TRUNKS FOR THE MEMORIES.



Introducing the most logical place to store Elephant Memory Systems® (or lesser brands of disks): The Trunk.

With its alphabetized library index, you can file or retrieve up to 60 disks, instantly.

The Trunk is made of durable molded plastic with a hinged, one-piece lid, to keep disks safe from dust, dirt, and other detriments which disks despise.

And, it's portable. Because the lid doubles as a carrying handle so your Elephant Memory Systems® disks can go anywhere you do.

There's a model for 5 1/4" and 8" floppies, as well as a cassette-and-game file and a special Atari® version.

So if you're looking for the best disk storage system on the market...

The Trunk is an open-and-shut case.

THE TRUNK. ENDORSED BY ELEPHANTS.

Elephant Memory Systems® Disks

A full line of top-quality floppies, in virtually every 5 1/4" and 8" model, for compatibility with virtually every computer on the market. Guaranteed to meet or exceed every industry standard, certified 100% error-free and problem-free, and to maintain its quality for at least 12 million passes for over a life-time of heavy-duty use.

Marketed exclusively by Leading Edge Products, Information Systems and Supplies Division, 55 Providence Highway, Norwood, MA 02062. Dealers: Call toll-free 1-800-343-8413; or in Massachusetts, call collect (617) 769-8150.